



(GB) TELEFONICA UK LIMITED

UK01410116

| Risk Score | International Score | Credit Limit | Contract Limit | Status | DBT   | Industry DBT |
|------------|---------------------|--------------|----------------|--------|-------|--------------|
| 100        | A                   | £100,000,000 | £500,000,000   | Active | 28.31 | 5            |

## Summary

### Company Information

#### Key Information

|                    |  |
|--------------------|--|
| Company Number     | 01743099                               |
| Company Name       | TELEFONICA UK LIMITED                  |
| Company Status     | Active - Accounts Filed                |
| Incorporation Date | 28/07/1983                             |
| Company Type       | Private limited with Share Capital     |
| VAT Number         | 2 records <a href="#">Show More</a>    |
| SIC07 Code         | 61200                                  |
| SIC07 Description  | Wireless telecommunications activities |

#### Contact Information

|                   |  |
|-------------------|--|
| Address:          | 260 BATH ROAD, SLOUGH, BERKSHIRE, SL1 4DX<br><a href="#">view on map</a> |
| Website:          | <a href="http://o2.co.uk">http://o2.co.uk</a>                            |
| Telephone Number: | 03448090202 TPS N<br>:   |
| Trading Address:  | 260 Bath Road, Slough, Berkshire, SL1 4DX<br><a href="#">View More</a>   |

#### Additional Information

|                    |  |                         |                                |
|--------------------|--|-------------------------|--------------------------------|
| FTSE Index         | -  | Filing Date Of Accounts | 02/07/2022                     |
| Share Capital      | £10,001,100  | Charity Number          | -                              |
| Currency           | GBP  | Safe Number             | UK01410116                     |
| Principal Activity | The operation of a cellular communications network airtime services to service providers and the sale of fixes and mobile, voice and data services to the company's customer base. | Accountant              | -                              |
| Accounts Due Date  | 30/09/2023   | Charges                 | 10 <a href="#">Show more</a>   |
| Trade Debtors      | Yes <a href="#">Show more</a>  | Land Registry           | 1537 <a href="#">Show more</a> |
| Trade Creditors    | No   |                         |                                |

#### CCJ Summary

| Number of CCJs | Value of CCJs | Most Recent CCJs |                              |        |
|----------------|---------------|------------------|------------------------------|--------|
|                |               | Date             | Court                        | Amount |
| 11             | 32,677        | 03/05/2023       | THE COUNTY COURT ONLINE      | £189   |
|                |               | 30/03/2023       | THE COUNTY COURT ONLINE      | £9,610 |
|                |               | 04/01/2021       | COUNTY COURT BUSINESS CENTRE | £2,105 |

## Ultimate Holding Company

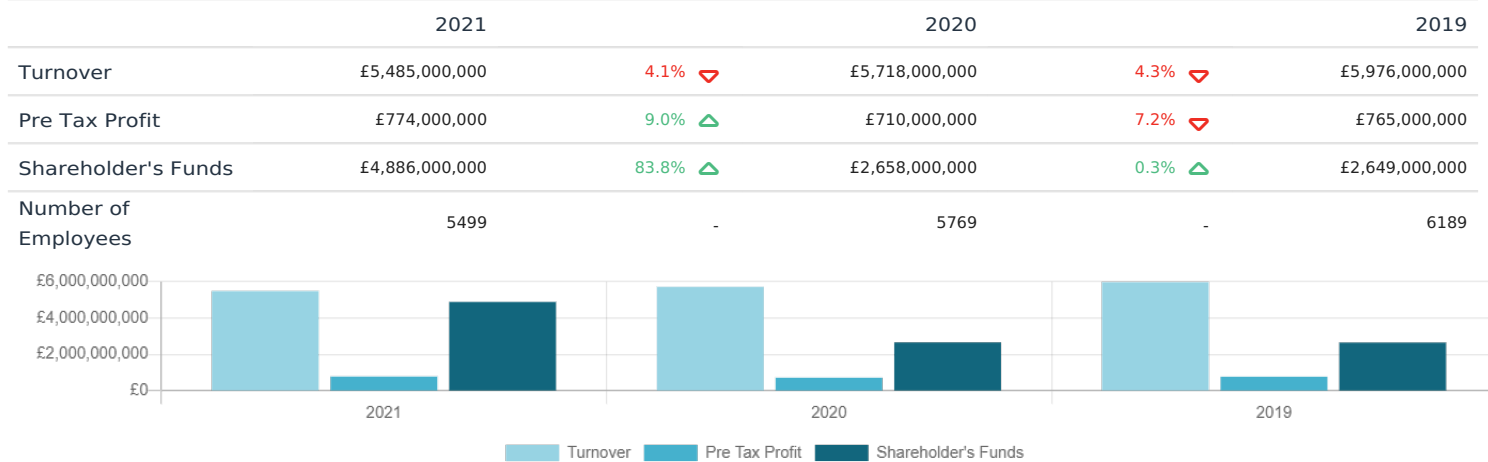
| Company Name | Country | Safe Number | Company Number | Latest Key Financials | Score | Limit | Turnover       |
|--------------|---------|-------------|----------------|-----------------------|-------|-------|----------------|
| TELEFONICA   | (ES)    | ES03617134  | A28015865      | 31/12/2022            | ● N/A | -     | €1,949,000,000 |

We've discovered 370 companies in this company's Creditsafe Linkages Data across 32 countries.

[View Linkages](#)

[View Group](#)

## Key Financials



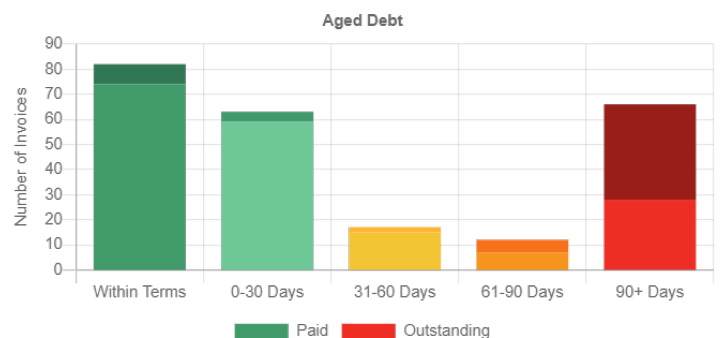
## Payment Information Summary

### Invoice Data

|                       |           |
|-----------------------|-----------|
| Average Invoice Value | £41,272.3 |
| Invoices Available    | 240       |
| Paid                  | 183       |
| Outstanding           | 57        |

Trade Payment Data is real life payment experiences gathered from selected third party partners big and small who send us trade payment information on their complete sales ledger.

The Age of Debt Graph highlights the current Age of Debt of a given company. The graph is separated into 5 categories. Generally, Within Terms and 0-30 days are a reasonable time for a company to pay their invoices and showcases good invoice payment whereas anything beyond that is indicative of poor invoice payment.



Share your risk intelligence with over 13,000 Creditsafe contributors and create your Trade Payment story

[Share More](#)

## Commentary

– This company has been treated as a Large company in terms of the score/limit that has been generated.

- ⊕ This company's latest Pre-tax Profit figure shows a very high profit for the trading period.
- ⊕ This company has a very high amount of capital available for re-investment.
- ⊕ This company has a very high amount of Equity within the business.
- ⊕ This company's latest Pre-Tax Profit shows an increase in profitability in comparison to the previous year.

## Enquiries Summary

Latest Enquiry Date

24/05/23

Avg Reports per Month

4

Enquiries (Past 3 Months)

9

Enquiries (Past 6 Months)

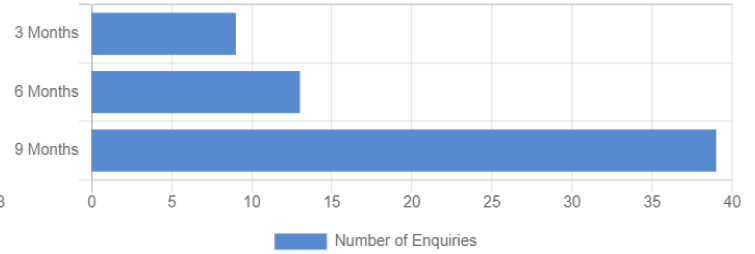
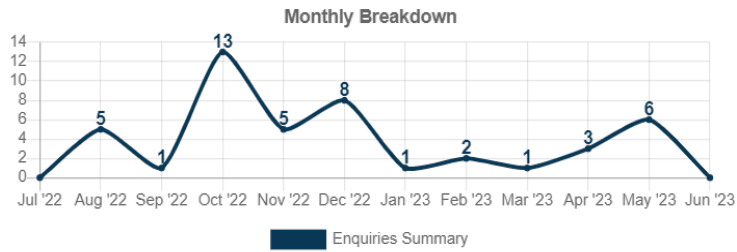
13

Enquiries (Past 9 Months)

39

Enquiries (Past 12 Months)

45



## Trading Address

### Trading Address Details

| Address  | Telephone Number | TPS |
|--|------------------|-----|
| 11 Nuffield Road, Cambridge, Cambridgeshire, CB4 1TF                               | 01223 357777     | Y   |
| 11-13 Bridge Street, Evesham, Worcestershire, WR11 4SQ                             | -                | -   |
| 112d Market Street, Downpatrick, Co Down, BT30 6LZ                                 | -                | -   |
| 113 London Road North, Lowestoft, Suffolk, NR32 1LX                                | -                | -   |
| 113 Queensway, London, W2 4SJ  | -                | -   |
| 113 Victoria Street, London, SW1E 6RA  | -                | -   |
| 116 London Wall, London, EC2M 5QA  | -                | -   |
| 12 Canute Place, Knutsford, Cheshire, WA16 6BH                                     | -                | -   |
| 12 Palmerston Road, Southsea, Hampshire, PO5 3QH                                   | -                | -   |
| 12 The Galleries, Broadmead, Bristol, Avon, BS1 3XA                                | -                | -   |
| 12 Whiteladies Road Clifton Down, Shopping Centre, Bristol, Avon, BS8 2NN          | -                | -   |
| 128 Eltham High Street, London, SE9 1BJ  | -                | -   |
| 128 Kilburn High Road, London, NW6 4JD   | -                | -   |
| 129 High Street, Merthyr Tydfil, Mid Glamorgan, CF47 8DN                           | -                | -   |
| 13 Belmore Street, Enniskillen, Co Fermanagh, BT74 6AA                             | 028 66340412     | N   |
| 13 Oberhausen Mall, Hill Street Shopping Centre, Middlesbrough, Cleveland, TS1 1TB | -                | -   |
| 13 The Parade, Canterbury, Kent, CT1 2SG   | -                | -   |
| 134 High Street, Newport, Isle of Wight, PO30 1TX                                  | -                | -   |
| 134 Oxford Street, Soho, London, W1D 1LU   | -                | -   |
| 135 Princes Street, Edinburgh, Midlothian, EH2 4BL                                 | -                | -   |
| 14-14a Westway, Maghull, Liverpool, Merseyside, L31 0DQ                            | -                | -   |

|   |              |   |
|---|--------------|---|
| 144 High Road, London, SW16 1BJ               | -            | - |
| 145a Kensington High Street, London, W8 6SU   | -            | - |
| 1 Charles Street, Plymouth, Devon, PL1 1EA    | 01752 224430 | N |
| 1 Derby Square, Liverpool, Merseyside, L2 9QR | -            | - |

We have provided only the first 25 rows of data, for more rows please visit our website or contact your account manager.

## SIC07/SIC03

### Additional SIC Codes

|            |       |                   |                                     |
|------------|-------|-------------------|-------------------------------------|
| SIC07 Code | 61900 | SIC07 Description | Other telecommunications activities |
| SIC03 Code | 6420  | SIC03 Description | Telecommunications                  |

## Scores & Indicators

### Score/Limit

#### Summary Information

|       |              |             |            |
|-------|--------------|-------------|------------|
| Score | 100          | Change Date | 06/12/2019 |
| Limit | £100,000,000 | Change Date | 06/12/2019 |

#### Financials Filed / Established

| Score                                       | Description                       |
|---|-----------------------------------|
| <span style="color: green;">●</span> 71-100 | Very Low Risk                     |
| <span style="color: green;">●</span> 51-70  | Low Risk                          |
| <span style="color: green;">●</span> 30-50  | Moderate Risk                     |
| <span style="color: red;">●</span> 21-29    | High Risk                         |
| <span style="color: red;">●</span> 1-20     | Very High Risk                    |
| <b>Not Scored</b>                           | Please see report for description |

#### Newly Incorporated

| Score                                       | Description                       |
|---|-----------------------------------|
| <span style="color: green;">●</span> 51-100 | Low Risk                          |
| <span style="color: green;">●</span> 30-50  | Moderate Risk                     |
| <span style="color: red;">●</span> 1-29     | Caution - High Risk               |
| <b>Not Scored</b>                           | Please see report for description |

## International Score Explanation

|                                       | International Score | Description   |
|---------------------------------------|---------------------|---------------|
| <span style="color: green;">●</span>  | A                   | Very Low Risk |
| <span style="color: green;">●</span>  | B                   | Low Risk      |
| <span style="color: green;">●</span>  | C                   | Moderate Risk |
| <span style="color: red;">●</span>    | D                   | High Risk     |
| <span style="color: orange;">●</span> | E                   | Not Scored    |

## Indicators

## Additional Scores &amp; Indicators

Financial Strength

B3

Payment Behaviour

1

Payment Expectation

8

For more information [click here](#)

## Directors/Shareholders

## Directors/Shareholders

## Directors/Shareholders Summary

|  |    |                                   |   |
|--|----|-----------------------------------|---|
| Current Directors                      | 4  | Current Secretaries               | 1 |
| Previous Directors/Company Secretaries | 45 | Person's With Significant Control | 1 |

## Current Directors

|   |                                     |                      |            |
|---|-------------------------------------|----------------------|------------|
| Title   | Mr                                  | Function             | Director   |
| Name  | <a href="#">Enrique Medina Malo</a> | Nationality          | Spanish    |
| Date of Birth   | 04/1972                             | Present Appointments | 8          |
| Latest Address  | 500 Brook Drive, Reading            | Appointment Date     | 29/04/2022 |
| Postcode  | RG2 6UU                             | Occupation           | Lawyer     |
| <div style="display: flex; justify-content: space-between;"> <span>View Director Report</span> <span>View Consumer Report</span> <span>View AML Report</span> <span>View Trace Report</span> <span>View Compliance Report</span> </div> |                                     |                      |            |

|                |                                     |                      |                         |
|----------------|-------------------------------------|----------------------|-------------------------|
| Title          | Mr                                  | Function             | Director                |
| Name           | <a href="#">Lutz Markus Schuler</a> | Nationality          | German                  |
| Date of Birth  | 03/1968                             | Present Appointments | 8                       |
| Latest Address | 500 Brook Drive, Reading            | Appointment Date     | 01/06/2021              |
| Postcode       | RG2 6UU                             | Occupation           | Chief Executive Officer |

[View Director Report](#)
[View Consumer Report](#)
[View AML Report](#)
[View Trace Report](#)
[View Compliance Report](#)

|                |                                 |                      |                  |
|----------------|---------------------------------|----------------------|------------------|
| Title          | Ms                              | Function             | Director         |
| Name           | <a href="#">Patricia Cobian</a> | Nationality          | Spanish          |
| Date of Birth  | 02/1975                         | Present Appointments | 8                |
| Latest Address | 500 Brook Drive, Reading        | Appointment Date     | 01/08/2016       |
| Postcode       | RG2 6UU                         | Occupation           | Company Director |

[View Director Report](#)
[View Consumer Report](#)
[View AML Report](#)
[View Trace Report](#)
[View Compliance Report](#)

|                |                                      |                      |            |
|----------------|--------------------------------------|----------------------|------------|
| Title          | Mr                                   | Function             | Director   |
| Name           | <a href="#">Robert John Harwood</a>  | Nationality          | British    |
| Date of Birth  | 03/1960                              | Present Appointments | 25         |
| Latest Address | Wellington Street, Slough, Berkshire | Appointment Date     | 19/11/2001 |
| Postcode       | SL1 1YP                              | Occupation           |            |

[View Director Report](#)
[View Consumer Report](#)
[View AML Report](#)
[View Trace Report](#)
[View Compliance Report](#)

### Current Company Secretary

|                |   |                      |                   |
|----------------|---|----------------------|-------------------|
| Title          | -   | Function             | Company Secretary |
| Name           | <a href="#">VMED O2 SECRETARIES LIMITED</a> | Nationality          | British           |
| Date of Birth  | -   | Present Appointments | 73                |
| Latest Address | 260 Bath Road, Slough, Berkshire            | Appointment Date     | 10/11/2009        |
| Postcode       | SL1 4DX                                     | Occupation           |                   |

[View Director Report](#)
[View Consumer Report](#)
[View AML Report](#)
[View Trace Report](#)
[View Compliance Report](#)

### Top Shareholders

| Name                | Currency | Share Count | Share Type | Nominal Value | % of Share Count |
|---------------------|----------|-------------|------------|---------------|------------------|
| O2 HOLDINGS LIMITED | GBP      | 40,004,400  | ORDINARY B | 0.2           | 80               |
| O2 HOLDINGS LIMITED | GBP      | 10,001,100  | ORDINARY A | 0.2           | 20               |

### PSC

#### PSC Summary

|  | ● Active | ● Ceased | ● Total |
|--|----------|----------|---------|
| Persons with Significant Control           | 1        | 0        | 1       |
| Protected Persons with Significant Control | 0        | 0        | 0       |
| Statements                                 | 0        | 0        | 0       |

#### Active Persons With Significant Control

|                    |  |                     |   |
|--------------------|--|---------------------|---|
| Name               | O2 Holdings Limited  | Kind                | Corporate Entity With Significant Control |
| Address            | 260, Bath Road, Slough, Berkshire, SL1 4DX<br>United Kingdom   | Notified On         | 06/04/2016                                |
| Post Code          | SL1 4DX  | Legal Form          | Limited By Shares                         |
| Authority          | United Kingdom (England & Wales)   | Place Registered    | Companies House                           |
| Country Registered | England & Wales  | Registration Number | 2604354                                   |
| Nature Of Control  | <ul style="list-style-type: none"> <li>· Ownership of shares - above 75%</li> <li>· Ownership of voting rights - above 75%</li> <li>· Right to appoint and remove directors</li> </ul> |                     |   |

### Ceased Persons With Significant Control

No Ceased Persons With Significant Control To Display

### Active Protected Persons With Significant Control

There are no Active Protected Persons With Significant Control to display

### Ceased Protected Persons With Significant Control

There are no Ceased Protected Persons With Significant Control to display

### Active Statements

No Active Statements to Display

### Ceased Statements

No Ceased Statements to Display

## Previous Directors/Company Secretaries

### Directors/Shareholders Summary

|  |    |                                   |   |
|--|----|-----------------------------------|---|
| Current Directors                      | 4  | Current Secretaries               | 1 |
| Previous Directors/Company Secretaries | 45 | Person's With Significant Control | 1 |

### Previous Directors

| Name                                  | ● Current Active Appointments | ● Previous Directorships | ● Dissolved Directorships |
|---------------------------------------|-------------------------------|--------------------------|---------------------------|
| <a href="#">Robert John Harwood</a>   | 2                             | 30                       | 20                        |
| <a href="#">Mark Evans</a>            | 0                             | 22                       | 19                        |
| <a href="#">Edward Augustus Smith</a> | 0                             | 7                        | 1                         |
| <a href="#">Katherine Ann Jarvis</a>  | 1                             | 18                       | 9                         |
| <a href="#">Ramon Ros Bigeriego</a>   | 0                             | 2                        | 1                         |
| <a href="#">Justine Campbell</a>      | 1                             | 13                       | 9                         |

|  |   |    |     |
|--|---|----|-----|
| <a href="#">Ronan James Dunne</a>        | 2 | 26 | 45  |
| <a href="#">Paul Whelan</a>              | 1 | 4  | 14  |
| <a href="#">David Johnston</a>           | 0 | 2  | 0   |
| <a href="#">David Paul McGlade</a>       | 0 | 6  | 1   |
| <a href="#">Niall William Norton</a>     | 0 | 3  | 0   |
| <a href="#">Matthew David Key</a>        | 0 | 6  | 2   |
| <a href="#">Vivek Dev</a>                | 0 | 6  | 5   |
| <a href="#">William Matthew Gorjance</a> | 0 | 2  | 0   |
| <a href="#">Philip Nicholas Bramwell</a> | 0 | 8  | 11  |
| <a href="#">Jillian Phillips</a>         | 0 | 2  | 8   |
| <a href="#">Mark Burgess</a>             | 0 | 7  | 17  |
| <a href="#">Mark Burgess</a>             | 0 | 7  | 17  |
| <a href="#">Stephen John Prior</a>       | 5 | 49 | 149 |
| <a href="#">Nicholas John Eldred</a>     | 0 | 9  | 12  |
| <a href="#">Andrew William Longden</a>   | 1 | 33 | 65  |
| <a href="#">Nigel Edward Griffiths</a>   | 0 | 28 | 96  |
| <a href="#">Nicholas Charles Norton</a>  | 0 | 5  | 9   |
| <a href="#">Robert Warner</a>            | 0 | 4  | 9   |
| <a href="#">Jeffrey Pack</a>             | 0 | 6  | 17  |

We have provided only the first 25 rows of data, for more rows please visit our website or contact your account manager.

## Financials

### Profit & Loss

|                             | 31/12/2021     |          | 31/12/2020     |         | 31/12/2019     |         | 31/12/2018     |         | 31/12/2017     |
|-----------------------------|----------------|----------|----------------|---------|----------------|---------|----------------|---------|----------------|
| Weeks                       | 52             |          | 52             |         | 52             |         | 52             |         | 52             |
| Currency                    | GBP            |          | GBP            |         | GBP            |         | GBP            |         | GBP            |
| Consolidated A/Cs           | No             |          | No             |         | No             |         | No             |         | No             |
| <b>Turnover</b>             | £5,485,000,000 | 4.1% ▼   | £5,718,000,000 | 4.3% ▼  | £5,976,000,000 | 4.1% ▲  | £5,742,000,000 | 5.0% ▲  | £5,471,000,000 |
| <b>Export</b>               | -              | -        | -              | -       | -              | -       | -              | -       | -              |
| <b>Cost of Sales</b>        | -              | -        | -              | -       | -              | -       | -              | -       | -              |
| <b>Gross Profit</b>         | -              | -        | -              | -       | -              | -       | -              | -       | -              |
| <b>Wages &amp; Salaries</b> | £396,000,000   | 0.5% ▲   | £394,000,000   | 6.0K% ▲ | £6,420,000     | 98.3% ▼ | £377,000,000   | 2.4% ▲  | £368,000,000   |
| <b>Directors Emoluments</b> | £8,690,000     | 192.6% ▲ | £2,970,000     | 15.5% ▲ | £2,571,000     | 9.4% ▲  | £2,350,000     | 55.2% ▼ | £5,240,000     |
| <b>Operating Profit</b>     | £768,000,000   | 1.3% ▲   | £758,000,000   | 2.9% ▼  | £781,000,000   | 6.1% ▲  | £736,000,000   | 34.6% ▲ | £547,000,000   |
| <b>Depreciation</b>         | £740,000,000   | 2.4% ▲   | £723,000,000   | 1.3% ▲  | £714,000,000   | 37.3% ▲ | £520,000,000   | 3.0% ▼  | £536,000,000   |



|                          |               |        |            |               |        |          |               |       |          |               |        |              |               |
|--------------------------|---------------|--------|------------|---------------|--------|----------|---------------|-------|----------|---------------|--------|--------------|---------------|
| <b>Audit Fees</b>        | £1,000,000    | 0.0%   | £1,000,000 | 25.9%         | ▲      | £794,000 | 15.1%         | ▲     | £690,000 | 6.2%          | ▲      | £650,000     |               |
| <b>Interest Payments</b> | £18,000,000   | 75.0%  | ▼          | £72,000,000   | 118.2% | ▲        | £33,000,000   | 17.9% | ▲        | £28,000,000   | 16.7%  | ▲            | £24,000,000   |
| <b>Pre Tax Profit</b>    | £774,000,000  | 9.0%   | ▲          | £710,000,000  | 7.2%   | ▼        | £765,000,000  | 7.0%  | ▲        | £715,000,000  | 33.9%  | ▲            | £534,000,000  |
| <b>Taxation</b>          | -£118,000,000 | 8.5%   | ▲          | -£129,000,000 | 20.9%  | ▲        | -£163,000,000 | 43.0% | ▼        | -£114,000,000 | 3.4%   | ▲            | -£118,000,000 |
| <b>Profit After Tax</b>  | £656,000,000  | 12.9%  | ▲          | £581,000,000  | 3.5%   | ▼        | £602,000,000  | 0.2%  | ▲        | £601,000,000  | 44.5%  | ▲            | £416,000,000  |
| <b>Dividends Payable</b> | £354,000,000  | 35.5%  | ▼          | £549,000,000  | 14.4%  | ▲        | £480,000,000  | -     | -        | 100.0%        | ▼      | £550,000,000 |               |
| <b>Retained Profit</b>   | £302,000,000  | 843.8% | ▲          | £32,000,000   | 73.8%  | ▼        | £122,000,000  | 79.7% | ▼        | £601,000,000  | 548.5% | ▲            | -£134,000,000 |

## Balance Sheet

|  | 31/12/2021            |              | 31/12/2020 |                       | 31/12/2019  |          | 31/12/2018            |              | 31/12/2017 |                       |               |          |                       |
|--|-----------------------|--------------|------------|-----------------------|-------------|----------|-----------------------|--------------|------------|-----------------------|---------------|----------|-----------------------|
| <b>Tangible Assets</b>                   | £4,652,000,000        | 23.4%        | ▲          | £3,769,000,000        | 1.9%        | ▼        | £3,842,000,000        | 29.8%        | ▲          | £2,959,000,000        | 2.4%          | ▲        | £2,891,000,000        |
| <b>Intangible Assets</b>                 | £1,511,000,000        | 22.2%        | ▲          | £1,237,000,000        | 8.8%        | ▼        | £1,356,000,000        | 9.8%         | ▼          | £1,503,000,000        | 29.8%         | ▲        | £1,158,000,000        |
| <b>Total Fixed Assets</b>                | <b>£6,163,000,000</b> | <b>23.2%</b> | <b>▲</b>   | <b>£5,002,000,000</b> | <b>3.8%</b> | <b>▼</b> | <b>£5,198,000,000</b> | <b>16.5%</b> | <b>▲</b>   | <b>£4,462,000,000</b> | <b>10.2%</b>  | <b>▲</b> | <b>£4,049,000,000</b> |
| <b>Stock</b>                             | £133,000,000          | 9.0%         | ▲          | £122,000,000          | 1.7%        | ▲        | £120,000,000          | 29.0%        | ▲          | £93,000,000           | 9.7%          | ▼        | £103,000,000          |
| <b>Trade Debtors</b>                     | £1,090,000,000        | 11.4%        | ▼          | £1,230,000,000        | 42.0%       | ▲        | £866,000,000          | 25.1%        | ▼          | £1,156,000,000        | 14.8%         | ▲        | £1,007,000,000        |
| <b>Other Debtors</b>                     | £1,173,000,000        | 124.3%       | ▲          | £523,000,000          | 41.4%       | ▲        | £370,000,000          | 55.8%        | ▼          | £837,000,000          | 41.1%         | ▲        | £593,000,000          |
| <b>Cash</b>                              | £33,000,000           | 56.6%        | ▼          | £76,000,000           | 44.9%       | ▼        | £138,000,000          | 32.7%        | ▲          | £104,000,000          | 642.9%        | ▲        | £14,000,000           |
| <b>Miscellaneous Current Assets</b>      | £84,000,000           | 15.1%        | ▲          | £73,000,000           | 14.1%       | ▲        | £64,000,000           | 13.5%        | ▼          | £74,000,000           | 34.5%         | ▲        | £55,000,000           |
| <b>Total Current Assets</b>              | <b>£2,513,000,000</b> | <b>24.2%</b> | <b>▲</b>   | <b>£2,024,000,000</b> | <b>2.2%</b> | <b>▼</b> | <b>£2,069,000,000</b> | <b>8.6%</b>  | <b>▼</b>   | <b>£2,264,000,000</b> | <b>27.8%</b>  | <b>▲</b> | <b>£1,772,000,000</b> |
| <b>Trade Creditors</b>                   | £705,000,000          | 2.1%         | ▼          | £720,000,000          | 8.5%        | ▼        | £787,000,000          | 7.5%         | ▲          | £732,000,000          | 25.8%         | ▲        | £582,000,000          |
| <b>Bank Loans &amp; Overdrafts</b>       | -                     | -            | -          | -                     | -           | -        | -                     | -            | -          | -                     | -             | -        |                       |
| <b>Other Short Term Finance</b>          | £551,000,000          | 9.8%         | ▼          | £611,000,000          | 28.6%       | ▲        | £475,000,000          | 11.0%        | ▲          | £428,000,000          | 74.3%         | ▼        | £1,664,000,000        |
| <b>Miscellaneous Current Liabilities</b> | £1,568,000,000        | 7.0%         | ▲          | £1,465,000,000        | 9.2%        | ▼        | £1,614,000,000        | 5.5%         | ▼          | £1,708,000,000        | 1.4%          | ▲        | £1,684,000,000        |
| <b>Total Current Liabilities</b>         | <b>£2,824,000,000</b> | <b>1.0%</b>  | <b>▲</b>   | <b>£2,796,000,000</b> | <b>2.8%</b> | <b>▼</b> | <b>£2,876,000,000</b> | <b>0.3%</b>  | <b>▲</b>   | <b>£2,868,000,000</b> | <b>27.0%</b>  | <b>▼</b> | <b>£3,930,000,000</b> |
| <b>Bank Loans &amp; Overdrafts LTL</b>   | £966,000,000          | 38.5%        | ▼          | £1,572,000,000        | 9.8%        | ▼        | £1,742,000,000        | 36.3%        | ▲          | £1,278,000,000        | 572.6%        | ▲        | £190,000,000          |
| <b>Other Long Term Finance</b>           | £532,000,000          | 87.3%        | ▲          | £284,000,000          | 79.3%       | ▼        | £1,375,000,000        | 42.5%        | ▲          | £965,000,000          | -             | -        | -                     |
| <b>Total Long Term Liabilities</b>       | <b>£966,000,000</b>   | <b>38.5%</b> | <b>▼</b>   | <b>£1,572,000,000</b> | <b>9.8%</b> | <b>▼</b> | <b>£1,742,000,000</b> | <b>36.3%</b> | <b>▲</b>   | <b>£1,278,000,000</b> | <b>572.6%</b> | <b>▲</b> | <b>£190,000,000</b>   |

## Capital & Reserves

|                                  | 31/12/2021            |   | 31/12/2020            |  | 31/12/2019            |  | 31/12/2018            |   | 31/12/2017            |
|----------------------------------|-----------------------|---|-----------------------|--|-----------------------|--|-----------------------|---|-----------------------|
| <b>Called Up Share Capital</b>   | £10,000,000           | 0.0%  | £10,000,000           | 0.0%   | £10,000,000           | 0.0%   | £10,000,000           | 0.0%  | £10,000,000           |
| <b>P &amp; L Account Reserve</b> | £3,442,000,000        | 31.1% <span style="color: green;">▲</span>        | £2,625,000,000        | 0.3% <span style="color: green;">▲</span>        | £2,616,000,000        | 2.7% <span style="color: green;">▲</span>        | £2,547,000,000        | 50.6% <span style="color: green;">▲</span>        | £1,691,000,000        |
| <b>Revaluation Reserve</b>       | -                     | -   | -                     | -  | -                     | -  | -                     | -   | -                     |
| <b>Sundry Reserves</b>           | £1,434,000,000        | 6.1K% <span style="color: green;">▲</span>        | £23,000,000           | 0.0%   | £23,000,000           | 0.0%   | £23,000,000           | -   | -                     |
| <b>Shareholder Funds</b>         | <b>£4,886,000,000</b> | <b>83.8% <span style="color: green;">▲</span></b> | <b>£2,658,000,000</b> | <b>0.3% <span style="color: green;">▲</span></b> | <b>£2,649,000,000</b> | <b>2.7% <span style="color: green;">▲</span></b> | <b>£2,580,000,000</b> | <b>51.7% <span style="color: green;">▲</span></b> | <b>£1,701,000,000</b> |

## Other Financial Items

|                          | 31/12/2021            |  | 31/12/2020            |  | 31/12/2019            |   | 31/12/2018            |   | 31/12/2017             |
|--------------------------|-----------------------|--|-----------------------|--|-----------------------|---|-----------------------|---|------------------------|
| <b>Net Worth</b>         | <b>£3,375,000,000</b> | <b>137.5% <span style="color: green;">▲</span></b> | <b>£1,421,000,000</b> | <b>9.9% <span style="color: green;">▲</span></b> | <b>£1,293,000,000</b> | <b>20.1% <span style="color: green;">▲</span></b> | <b>£1,077,000,000</b> | <b>98.3% <span style="color: green;">▲</span></b> | <b>£543,000,000</b>    |
| <b>Working Capital</b>   | <b>-£311,000,000</b>  | <b>59.7% <span style="color: green;">▲</span></b>  | <b>-£772,000,000</b>  | <b>4.3% <span style="color: green;">▲</span></b> | <b>-£807,000,000</b>  | <b>33.6% <span style="color: red;">▼</span></b>   | <b>-£604,000,000</b>  | <b>72.0% <span style="color: green;">▲</span></b> | <b>-£2,158,000,000</b> |
| <b>Total Assets</b>      | <b>£8,676,000,000</b> | <b>23.5% <span style="color: green;">▲</span></b>  | <b>£7,026,000,000</b> | <b>3.3% <span style="color: red;">▼</span></b>   | <b>£7,267,000,000</b> | <b>8.0% <span style="color: green;">▲</span></b>  | <b>£6,726,000,000</b> | <b>15.5% <span style="color: green;">▲</span></b> | <b>£5,821,000,000</b>  |
| <b>Total Liabilities</b> | <b>£3,790,000,000</b> | <b>13.2% <span style="color: red;">▼</span></b>    | <b>£4,368,000,000</b> | <b>5.4% <span style="color: red;">▼</span></b>   | <b>£4,618,000,000</b> | <b>11.4% <span style="color: green;">▲</span></b> | <b>£4,146,000,000</b> | <b>0.6% <span style="color: green;">▲</span></b>  | <b>£4,120,000,000</b>  |
| <b>Net Assets</b>        | <b>£4,886,000,000</b> | <b>83.8% <span style="color: green;">▲</span></b>  | <b>£2,658,000,000</b> | <b>0.3% <span style="color: green;">▲</span></b> | <b>£2,649,000,000</b> | <b>2.7% <span style="color: green;">▲</span></b>  | <b>£2,580,000,000</b> | <b>51.7% <span style="color: green;">▲</span></b> | <b>£1,701,000,000</b>  |

## Cashflow

|                                      | 31/12/2021          |   | 31/12/2020          |  | 31/12/2019         |   | 31/12/2018         |  | 31/12/2017          |
|--------------------------------------|---------------------|---|---------------------|--|--------------------|---|--------------------|--|---------------------|
| <b>Net Cashflow from Operations</b>  | £1,241,000,000      | 13.8% <span style="color: red;">▼</span>          | £1,439,000,000      | 16.1% <span style="color: red;">▼</span>         | £1,715,000,000     | 31.2% <span style="color: green;">▲</span>      | £1,307,000,000     | 28.0% <span style="color: green;">▲</span>         | £1,021,000,000      |
| <b>Net Cashflow before Financing</b> | £1,101,000,000      | -   | -                   | 100.0% <span style="color: red;">▼</span>        | £783,000,000       | 2.4K% <span style="color: green;">▲</span>      | £31,000,000        | 93.5% <span style="color: red;">▼</span>           | £475,000,000        |
| <b>Net Cashflow from Financing</b>   | -£1,144,000,000     | 1.7K% <span style="color: red;">▼</span>          | -£62,000,000        | 91.7% <span style="color: green;">▲</span>       | -£749,000,000      | 1.4K% <span style="color: red;">▼</span>        | £59,000,000        | 111.4% <span style="color: green;">▲</span>        | -£519,000,000       |
| <b>Increase in Cash</b>              | <b>-£43,000,000</b> | <b>30.6% <span style="color: green;">▲</span></b> | <b>-£62,000,000</b> | <b>282.4% <span style="color: red;">▼</span></b> | <b>£34,000,000</b> | <b>62.2% <span style="color: red;">▼</span></b> | <b>£90,000,000</b> | <b>304.5% <span style="color: green;">▲</span></b> | <b>-£44,000,000</b> |

## Miscellaneous

|                               | 31/12/2021     |  | 31/12/2020     |   | 31/12/2019     |  | 31/12/2018     |   | 31/12/2017     |
|-------------------------------|----------------|--|----------------|---|----------------|--|----------------|---|----------------|
| <b>Contingent Liabilities</b> | No             | -  | No             | -                                       | No             | -  | No             | -   | Yes            |
| <b>Capital Employed</b>       | £5,852,000,000 | 38.3% <span style="color: green;">▲</span> | £4,230,000,000 | 3.7% <span style="color: red;">▼</span> | £4,391,000,000 | 13.8% <span style="color: green;">▲</span> | £3,858,000,000 | 104.0% <span style="color: green;">▲</span> | £1,891,000,000 |
| <b>Number of Employees</b>    | 5499           | -  | 5769           | -                                       | 6189           | -  | 5905           | -   | 5885           |

|                  |   |
|------------------|---|
| Accountants      | -   |
| Auditor          | KPMG LLP                                      |
| Auditor Comments | The audit report contains no adverse comments |
| Bankers          | HSBC BANK PLC                                 |
| Bank Branch Code | -   |

## Ratios

| Date of Accounts                         | 31/12/2021 | 31/12/2020 | 31/12/2019 | 31/12/2018 | 31/12/2017 |
|--|------------|------------|------------|------------|------------|
| <b>Pre-tax profit margin %</b>           | 14.11      | 12.42      | 12.8       | 12.45      | 9.76       |
| <b>Current Ratio</b>                     | 0.89       | 0.72       | 0.72       | 0.79       | 0.45       |
| <b>Sales/NetWorking Capital</b>          | -17.64     | -7.41      | -7.41      | -9.51      | -2.54      |
| <b>Gearing %</b>                         | 19.8       | 59.1       | 65.8       | 49.5       | 11.2       |
| <b>Equity in %</b>                       | 68.2       | 45.9       | 44.8       | 49.4       | 36.5       |
| <b>Creditor Days</b>                     | 46.78      | 45.83      | 47.93      | 46.4       | 38.72      |
| <b>Debtor Days</b>                       | 72.33      | 78.3       | 52.74      | 73.28      | 66.99      |
| <b>Liquidity/Acid Test</b>               | 0.84       | 0.68       | 0.67       | 0.75       | 0.42       |
| <b>Return On Capital Employed %</b>      | 13.22      | 16.78      | 17.42      | 18.53      | 28.23      |
| <b>Return On Total Assets Employed %</b> | 8.92       | 10.1       | 10.52      | 10.63      | 9.17       |
| <b>Current Debt Ratio</b>                | 0.57       | 1.05       | 1.08       | 1.11       | 2.31       |
| <b>Total Debt Ratio</b>                  | 0.77       | 1.64       | 1.74       | 1.6        | 2.42       |
| <b>Stock Turnover Ratio %</b>            | 2.42       | 2.13       | 2          | 1.61       | 1.88       |
| <b>Return On Net Assets Employed %</b>   | 15.84      | 26.71      | 28.87      | 27.71      | 31.39      |

## Event History

### Report Notes

You have no notes

### Status History

No Status History information to display

### Event History

| Date       | Description            |
|------------|------------------------|
| 22/11/2022 | Confirmation Statement |
| 12/08/2022 | New Accounts Filed     |
| 12/08/2022 | New Accounts Filed     |

|            |  |
|------------|--|
| 06/05/2022 | New Board Member Mr E. Medina Malo appointed |
| 21/10/2021 | Confirmation Statement                       |
| 10/06/2021 | Mr M. Evans has left the board               |
| 04/06/2021 | New Board Member Mr L.M. Schuler appointed   |
| 23/05/2021 | New Accounts Filed                           |
| 23/05/2021 | New Accounts Filed                           |
| 29/10/2020 | Confirmation Statement                       |
| 14/07/2020 | New Accounts Filed                           |
| 14/07/2020 | New Accounts Filed                           |
| 22/10/2019 | Confirmation Statement                       |
| 11/09/2019 | New Accounts Filed                           |
| 11/09/2019 | New Accounts Filed                           |

## Previous Company Names

| Date Changed | Previous Name                            |
|--------------|--|
| 27/04/2011   | TELEFONICA O2 UK LIMITED                 |
| 04/02/2011   | TELEFÓNICA O2 UK LIMITED                 |
| 30/05/2008   | O2 (UK) LIMITED                          |
| 19/04/2002   | BT CELLNET LIMITED                       |
| 01/11/2000   | TELECOM SECURICOR CELLULAR RADIO LIMITED |

## Score History

| Date       | Score      | Description                  |
|------------|------------|------------------------------|
| 06/12/2019 | 100        | Very Low Risk                |
| 29/05/2018 | 87         | Very Low Risk                |
| 10/10/2017 | 83         | Very Low Risk                |
| 01/10/2017 | Not Scored | Financial Statements too old |
| 22/10/2016 | 83         | Very Low Risk                |
| 14/10/2016 | 87         | Very Low Risk                |
| 01/10/2016 | Not Scored | Financial Statements too old |
| 16/08/2016 | 87         | Very Low Risk                |
| 15/08/2016 | 73         | Very Low Risk                |
| 04/08/2016 | 87         | Very Low Risk                |

## Limit History

| Date       | Limit        |
|------------|--------------|
| 06/12/2019 | £100,000,000 |
| 29/05/2018 | £100,000,000 |

|            |              |
|------------|--------------|
| 10/10/2017 | £100,000,000 |
| 01/10/2017 | £0           |
| 22/10/2016 | £100,000,000 |
| 14/10/2016 | £100,000,000 |
| 01/10/2016 | £0           |
| 16/08/2016 | £100,000,000 |
| 15/08/2016 | £100,000,000 |
| 04/08/2016 | £100,000,000 |

## Group Structure

### Group Structure
















#### Group Structure Statistics













|          |                               |
|----------|-------------------------------|
| Group    | 239 companies in 26 countries |
| Linkages | 370 companies in 32 countries |

#### Group Structure Summary

|                          |                         |
|--------------------------|-------------------------|
| Holding Company          | (GB)O2 HOLDINGS LIMITED |
| Ownership Status         | Wholly Owned            |
| Ultimate Holding Company | (ES)TELEFONICA          |

### Group Structure













| Company Name  |      | Safe Number | Registered Number | Latest Key Financials | Consol. Accounts | Score | Limit | Turnover       |
|---|------|-------------|-------------------|-----------------------|------------------|-------|-------|----------------|
|  TELEFONICA                                  | (ES) | ES03617134  | A28015865         | 31/12/2022            | N                | ● N/S | -     | €1,949,000,000 |
|  TELEFONICA DIGITAL HOLDINGS                | (ES) | ES00113226  | B86363843         | -                     | N                | ● N/S | -     | -              |
|  TELEFONICA DE ESPAÑA SA TELEFONICA        | (ES) | ES00046042  | -                 | -                     | N                | ● N/S | -     | -              |
|  TELEFONICA DIGITAL IDENTITY & PRIVACY     | (ES) | ES00117071  | B86362886         | 31/12/2015            | N                | ● N/S | -     | €1,334,000     |
|  EYEOS                                     | (ES) | ES03618201  | B64392756         | -                     | N                | ● N/S | -     | -              |
|  HEALTHCOMMUNITY                           | (ES) | ES04640154  | B86297033         | -                     | N                | ● N/S | -     | -              |
|  TELEFONICA INTERNACIONAL                   | (ES) | ES00218672  | A78035441         | 31/12/2015            | N                | ● N/S | -     | €576,651,000   |
|  TELEFONICA LARGA DISTANCIA DE PUERTO RICO | (US) | US32418510  | -                 | -                     | N                | ● 17  | \$0   | -              |
|  TELEFONICA HOLDING DE ARGENTINA S.A.      | (AR) | WW02550533  | -                 | -                     | N                | ● N/S | €0    | -              |
|  MEDIA NETWORKS LATIN AMERICA S.A.C.       | (PE) | -           | -                 | -                     | N                | -     | -     | -              |
|  OTECEL S.A.                               | (EC) | -           | -                 | -                     | N                | -     | -     | -              |
|  SP TELECOMUNICAÇÕES PARTICIPAÇÕES LTDA    | (BR) | -           | -                 | -                     | N                | -     | -     | -              |
|  TELEFÔNICA BRASIL S/A.                    | (BR) | -           | -                 | -                     | N                | -     | -     | -              |
|  TELEFÔNICA SISTEMA DE TELEVISÃO S.A.      | (BR) | -           | -                 | -                     | N                | -     | -     | -              |
|  A. TELECOM S/A.                           | (BR) | -           | -                 | -                     | N                | -     | -     | -              |

|   |                                      |      |            |           |            |   |       |            |             |
|---|--------------------------------------|------|------------|-----------|------------|---|-------|------------|-------------|
|  | TCO IP SA                            | (BR) | -          | -         | -          | N | -     | -          | -           |
|  | TELEFÔNICA DATA S/A.                 | (BR) | -          | -         | -          | N | -     | -          | -           |
|  | TERRA NETWORK BRASIL S/A.            | (BR) | -          | -         | -          | N | -     | -          | -           |
|   | TELEFONICA TECHNOLOGY (BEIJING) CO., | (CN) | -          | -         | -          | N | -     | -          | -           |
|   | TERRA NETWORKS ARGENTINA S.A.        | (AR) | -          | -         | -          | N | -     | -          | -           |
|   | TERRA NETWORKS GUATEMALA, S.A.       | (GT) | -          | -         | -          | N | -     | -          | -           |
|  | TERRA NETWORKS EL SALVADOR S.A.      | (SV) | -          | -         | -          | N | -     | -          | -           |
|   | TERRA NETWORKS PERU S.A.C.           | (PE) | -          | -         | -          | N | -     | -          | -           |
|   | TELEFONICA ESPAÑA FILIALES           | (ES) | ES00227919 | A80945918 | 31/12/2021 | N | ● 70  | €1,220,000 | €2,700,000  |
|   | TELEFONICA STUDIOS                   | (ES) | ES00039376 | B86095569 | 31/12/2016 | N | ● N/S | -          | €2,885,000  |
|   | TELEFONICA BROADCAST SERVICES        | (ES) | ES01445068 | B18683557 | 31/12/2021 | N | ● 70  | €1,470,000 | €45,883,786 |
|  | TBSC BARCELONA PRODUCCIONES          | (ES) | ES07952183 | B88614763 | 31/12/2021 | N | ● 70  | €137,000   | €6,351,730  |

|   |   |            |           |            |   |   |            |                |
|---|---|------------|-----------|------------|---|---|------------|----------------|
|    | TELEFONICA SERVICIOS AUDIOVISUALES (ES)   | ES01610746 | A80568645 | 31/12/2021 | N | <span style="color: green;">●</span> 70 | €2,390,000 | €62,043,216    |
|    | TELEFONICA GLOBAL TECHNOLOGY (ES)         | ES03129749 | A82261231 | 31/12/2021 | N | <span style="color: green;">●</span> 90 | €8,240,000 | €128,333,000   |
|    | TELEFONICA SERVICIOS AUDIOVISUALES (ES)   | ES03509587 | U84525419 | -          | N | <span style="color: red;">●</span> N/S  | -          | -              |
|    | TELEINFORMATICA Y COMUNICACIONES (ES)     | ES03600312 | A78050481 | 31/12/2021 | N | <span style="color: green;">●</span> 70 | €2,660,000 | €206,197,000   |
|    | TELEFONICA AUDIOVISUAL DIGITAL (ES)       | ES06134798 | B87613816 | 31/12/2021 | N | <span style="color: green;">●</span> 80 | €9,280,000 | €2,249,141,000 |
|    | COMPANÍA INDEPENDIENTE DE TELEVIS (ES)    | ES01131611 | B78448883 | 31/12/2021 | N | <span style="color: red;">●</span> N/S  | -          | €40,207,000    |
|    | TELEFONICA MEDIA ARGENTINA S.A. (AR)      | -          | -         | -          | N | -                                       | -          | -              |
|    | AC INVERSORA S.A. (AR)                    | -          | -         | -          | N | -                                       | -          | -              |
|    | ATLANTIDA COMUNICACIONES S.A. (AR)        | -          | -         | -          | N | -                                       | -          | -              |
|    | ENFISUR S.A. (AR)                         | -          | -         | -          | N | -                                       | -          | -              |
|    | TELEVISION FEDERAL S.A. - TELEFE (AR)     | -          | -         | -          | N | -                                       | -          | -              |
|    | ATCO 1 S.A. (AR)                          | -          | -         | -          | N | -                                       | -          | -              |
|    | TELEFONICA INVESTIGACION Y DESARROLL (ES) | ES00552282 | A78423480 | 31/12/2021 | N | <span style="color: green;">●</span> 80 | €753,000   | €86,794,000    |
|    | MEDIA NETWORKS MÉXICO SOLUCIONES (MX)     | -          | -         | -          | N | -                                       | -          | -              |
|    | TELEFONICA INTERNATIONAL WHOLESALE (ES)   | ES00661654 | B83616920 | 31/12/2016 | N | <span style="color: red;">●</span> N/S  | -          | €588,342,000   |
|   | TELEFONICA GESTION DE SERVICIOS COM (PE)  | -          | -         | -          | N | -                                       | -          | -              |
|  | TELEFONICA INTERNATIONAL WHOLESALE (UY)   | -          | -         | -          | N | -                                       | -          | -              |
|  | TELEFONICA INTERNATIONAL WHOLESAL (CL)    | -          | -         | -          | N | -                                       | -          | -              |
|  | TELEFONICA INTERNATIONAL WHOLESAL (AR)    | -          | -         | -          | N | -                                       | -          | -              |
|  | TELEFONICA INTERNATIONAL WHOLESALE (EC)   | -          | -         | -          | N | -                                       | -          | -              |
|  | TELEFONICA INTERNATIONAL WHOLESALE (LV)   | -          | -         | -          | N | -                                       | -          | -              |
|  | TEMPOTEL EMPRESA DE TRABAJO TEMPO (ES)    | -          | -         | -          | N | -                                       | -          | -              |
|  | TELEFÔNICA SERVIÇOS EMPRESARIAIS DC (BR)  | -          | -         | -          | N | -                                       | -          | -              |
|  | TELEFONICA CAPITAL (ES)                   | ES00682290 | A83209155 | 31/12/2021 | N | <span style="color: red;">●</span> N/S  | -          | €6,346,000     |
|  | FONDITEL GAMMA FONDO DE PENSIONES (ES)    | ES01286441 | V83663310 | -          | N | <span style="color: red;">●</span> N/S  | -          | -              |
|  | FONDITEL GESTION SGIIC (ES)               | ES02661468 | A83632638 | -          | N | <span style="color: red;">●</span> N/S  | -          | -              |
|  | FONDITEL PENSIONES ENTIDAD GESTORA (ES)   | ES04314808 | A80416332 | 31/12/2021 | N | <span style="color: red;">●</span> N/S  | -          | €15,723,000    |

|  |   |      |            |           |            |   |       |            |                |
|--|---|------|------------|-----------|------------|---|-------|------------|----------------|
|    | TAETEL  | (ES) | ES01034836 | B79838306 | 31/12/2019 | N | ● N/S | -          | -              |
|    | LOTCA SERVICIOS INTEGRALES                            | (ES) | ES01096038 | B83261271 | 31/12/2021 | N | ● 90  | €388,000   | €862,354.9     |
|    | TELEFONICA DIGITAL ESPAÑA                             | (ES) | ES01357228 | B83188953 | 31/12/2021 | N | ● 80  | €9,040,000 | €68,696,000    |
|    | TELEFONICA OPEN INNOVATION                            | (ES) | ES00073329 | B86230562 | 31/12/2021 | N | ● 80  | -          | -              |
|    | WAYRA UK LIMITED                                      | (GB) | UK08343013 | 08083534  | 31/12/2021 | N | ● 62  | £150,000   | £6,112,430     |
|    | WAYRA CZECH REPUBLIC, S.R.O.                          | (CZ) | -          | -         | -          | N | -     | -          | -              |
|    | WY TELECOM, S.A. DE C.V.                              | (MX) | -          | -         | -          | N | -     | -          | -              |
|    | TELEFONICA INNOVATION VENTURES                        | (ES) | ES02927839 | B86437704 | 31/12/2019 | N | ● N/S | -          | €2,471,000     |
|    | TELEFONICA EDUCACION DIGITAL                          | (ES) | ES03617639 | B82857053 | 31/12/2021 | N | ● 60  | €476,000   | €8,553,348.3   |
|    | TELEFONICA LEARNING SERVICES PERU                     | (PE) | -          | -         | -          | N | -     | -          | -              |
|    | SYNERGIC PARTNERS                                     | (ES) | ES04108619 | B64218050 | 31/12/2017 | N | ● N/S | -          | €8,424,979.1   |
|    | TELEFONICA DIGITAL LIMITED                            | (GB) | UK08124499 | 07884976  | 31/12/2021 | N | ● 55  | £810,000   | £3,681,000     |
|    | TOKBOX INC.   | (US) | US33289651 | 4246371   | -          | N | ● 58  | \$1,500    | -              |
|    | TELEFONICA MOVILES ESPAÑA                             | (ES) | ES01555660 | A78923125 | 31/12/2021 | N | ● 70  | €9,400,000 | €4,180,348,000 |
|    | TUENTI TECHNOLOGIES                                   | (ES) | ES04087443 | B84675529 | -          | N | ● N/S | -          | -              |
|    | TELEFONICA MOVILES PANAMA S.A.                        | (PA) | -          | -         | -          | N | -     | -          | -              |
|  | TELEFONICA TECH                                       | (ES) | ES02258380 | B78529724 | 31/12/2021 | N | ● N/S | -          | €83,231        |
|  | TELEFONICA IOT & BIG DATA TECH                        | (ES) | ES00211512 | A78967577 | 31/12/2021 | N | ● 70  | €1,030,000 | €100,203,990.7 |
|  | TELEFONICA DE ESPAÑA                                  | (ES) | ES02260666 | A82018474 | 31/12/2021 | N | ● 70  | €9,880,000 | €7,673,781,000 |
|  | IBERBANDA   | (ES) | ES00561633 | A61912069 | 31/12/2016 | N | ● N/S | -          | €29,078,000    |
|  | TELEFONICA SOLUCIONES DE INFORMATICA                  | (ES) | ES01548568 | A78053147 | 31/12/2021 | N | ● 70  | €8,080,000 | €1,258,358,000 |
|  | TELEFONICA TELECOMUNICACIONES PUBLICAS                | (ES) | ES01801903 | A78288743 | 31/12/2016 | N | ● N/S | -          | €21,354,000    |
|  | DTS DISTRIBUIDORA DE TELEVISION DIGITAL               | (ES) | ES02495784 | A81646564 | 31/12/2019 | N | ● N/S | -          | €388,640,000   |
|  | TELEFONICA SERVICIOS INTEGRALES DE TELECOMUNICACIONES | (ES) | ES03146295 | A82261280 | 31/12/2021 | N | ● 80  | €6,360,000 | €451,893,246   |
|  | TELEFONICA DE COSTA RICA TELECOMUNICACIONES SA        | (CR) | -          | -         | -          | N | -     | -          | -              |
|  | TELEFONICA DATA CORP                                  | (ES) | ES02268760 | A82196064 | -          | N | ● N/S | -          | -              |
|  | TELEFONICA DEUTSCHLAND GMBH                           | (DE) | DE00314104 | HRB 4378  | -          | N | ● N/S | €0         | -              |



|   |   |            |                |            |   |       |            |              |
|---|---|------------|----------------|------------|---|-------|------------|--------------|
|    | TELEFONICA DATA HOLDING MEXICO SA E (MX)  | MX02250695 | TDH991203454 - |            | N | ● N/S | \$0        | -            |
|    | KATALYX MEXICO, S.A. DE C.V. (MX)         | MX00761369 | -              | -          | N | -     | -          | -            |
|    | TELEFÓNICA DATA MÉXICO, S.A. DE C.V. (MX) | -          | -              | -          | N | -     | -          | -            |
|    | TELEFONICA USA INC (US)                   | US74463295 | P02000132149 - |            | N | ● 50  | \$330,000  | \$43,961,000 |
|    | TELEFONICA PARTICIPACIONES (ES)           | ES02757552 | A84175470      | 31/12/2021 | N | ● N/S | -          | -            |
|    | TELEFONICA FINANZAS (ES)                  | ES03137212 | A28639169      | 31/12/2021 | N | ● N/S | -          | €6,129,000   |
|    | TELEFONICA CORREDURIA DE SEGUROS (ES)     | ES03141308 | A80157795      | 31/12/2021 | N | ● N/S | -          | €9,556,000   |
|    | TELEFONICA INGENIERIA DE SEGURIDAD (ES)   | ES03162423 | A28980910      | 31/12/2021 | N | ● 70  | €887,000   | €63,563,557  |
|    | TELEFONICA INGENIERIA DE SEGURIDAD (MX)   | MX01213304 | TIS020528DV9 - |            | N | ● 57  | \$1,000    | -            |
|    | TELEFONICA ENGENHARIA DE SEGURANÇ (BR)    | -          | -              | -          | N | -     | -          | -            |
|    | TELEFONICA GLOBAL SOLUTIONS (ES)          | ES03449808 | B85627792      | 31/12/2021 | N | ● 70  | €4,910,000 | €481,377,000 |
|    | TELEFONICA GLOBAL SOLUTIONS FRANCE (FR)   | FR22466227 | 508009982      | 31/12/2021 | N | ● 68  | €75,000    | €11,512,422  |
|    | TELEFONICA GLOBAL SOLUTIONS FRAN (FR)     | FR30464199 | 811410794      | 31/12/2021 | N | ● 64  | €20,000    | €4,968,218   |
|    | TELEFONICA GLOBAL SOLUTIONS SWEDEN (SE)   | SE01170481 | 5567791149     | 31/12/2021 | N | ● 89  | 350,000Kr  | 5,803,000Kr  |
|    | TELEFONICA INTERNATIONAL WHOLESAL (HU)    | -          | -              | -          | N | -     | -          | -            |
|    | TELEFONICA INTERNATIONAL WHOLESAL (PL)    | -          | -              | -          | N | -     | -          | -            |
|  | SEGUROS DE VIDA Y PENSIONES ANTARES (ES)  | ES03598291 | A78586344      | 31/12/2018 | N | ● N/S | -          | -            |
|  | TELEFONICA EMISIONES (ES)                 | ES04534008 | A84175421      | 31/12/2021 | N | ● N/S | -          | -            |
|  | TELEFONICA LATINOAMERICA HOLDING (ES)     | ES04837255 | B86584992      | 31/12/2021 | N | ● 70  | €9,960,000 | €311,068,000 |

Group Structure contains more than 100 companies. Please visit our website to view the full Group Structure

## Linkages

### Linkages Summary

| Companies | Countries |
|-----------|-----------|
| 370       | 32        |

## Negative Information

### CCJ's

#### Exact CCJ Details

| Date       | Court                   | Amount | Status   | Case Number | Date Paid |
|------------|-------------------------|--------|----------|-------------|-----------|
| 03/05/2023 | THE COUNTY COURT ONLINE | £189   | Judgment | 376MC582    | -         |

|            |                                  |         |           |          |            |
|------------|----------------------------------|---------|-----------|----------|------------|
| 30/03/2023 | THE COUNTY COURT ONLINE          | £9,610  | Judgment  | 382MC102 | -          |
| 04/01/2021 | COUNTY COURT BUSINESS CENTRE     | £2,105  | Judgment  | G6QZ0W77 | -          |
| 02/12/2020 | COUNTY COURT BUSINESS CENTRE     | £238    | Satisfied | G6QZ6R16 | 17/05/2021 |
| 02/12/2020 | COUNTY COURT BUSINESS CENTRE     | £241    | Satisfied | G6QZ6R89 | 17/05/2021 |
| 06/11/2019 | COUNTY COURT BUSINESS CENTRE     | £1,115  | Satisfied | F0QZ36CH | 24/05/2021 |
| 28/11/2018 | COUNTY COURT BUSINESS CENTRE     | £38     | Judgment  | E2QZ5D6E | -          |
| 07/08/2018 | COUNTY COURT BUSINESS CENTRE     | £3,231  | Judgment  | E5AJ9E9R | -          |
| 21/03/2018 | COUNTY COURT BUSINESS CENTRE     | £50     | Judgment  | E0QZ351W | -          |
| 29/12/2017 | COUNTY COURT BUSINESS CENTRE     | £2,648  | Judgment  | D3AH63QM | -          |
| 27/11/2017 | COUNTY COURT MONEY CLAIMS CENTRE | £13,212 | Judgment  | D03YY245 | -          |

### Possible CCJ Details

No Possible CCJ Details To Display

## Payment Analysis

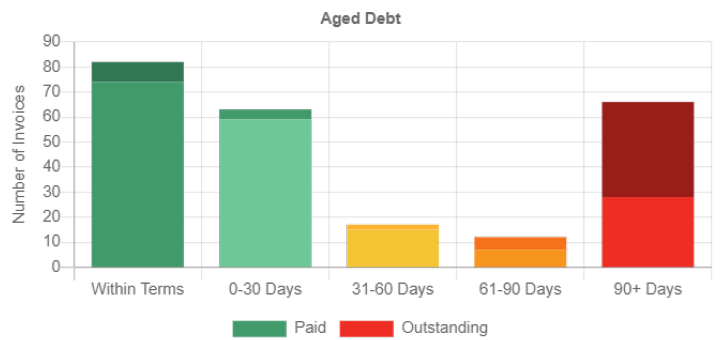
### Payment Information Summary

#### Invoice Data & Aged Debt

|                       |           |
|-----------------------|-----------|
| Average Invoice Value | £41,272.3 |
| Invoices Available    | 240       |
| Paid                  | 183       |
| Outstanding           | 57        |

Trade Payment Data is real life payment experiences gathered from selected third party partners big and small who send us trade payment information on their complete sales ledger.

The Age of Debt Graph highlights the current Age of Debt of a given company. The graph is separated into 5 categories. Generally, Within Terms and 0-30 days are a reasonable time for a company to pay their invoices and showcases good invoice payment whereas anything beyond that is indicative of poor invoice payment.

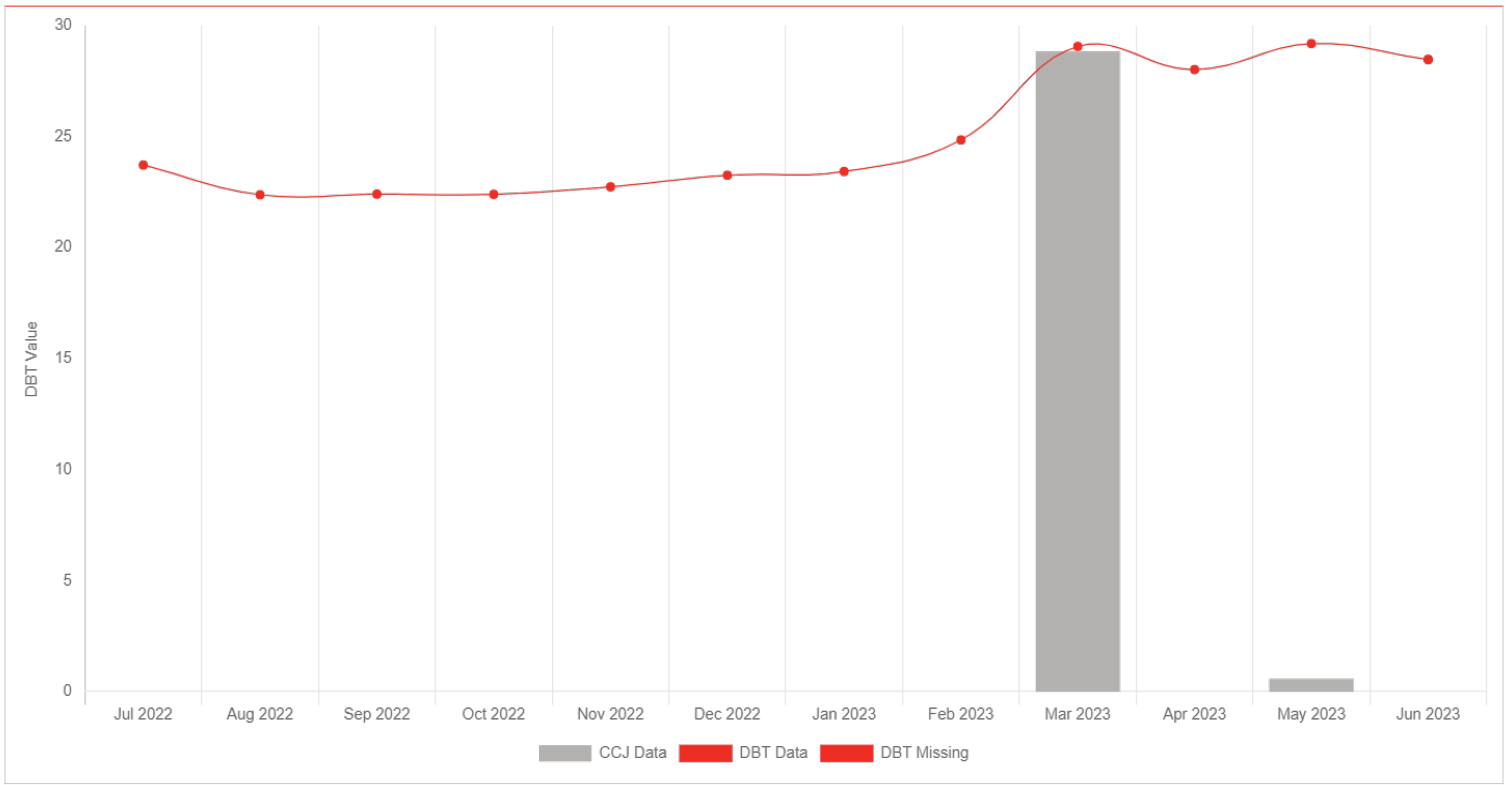


Get Connected! You can help Creditsafe improve payment reporting across the world by joining our payment information network

Share

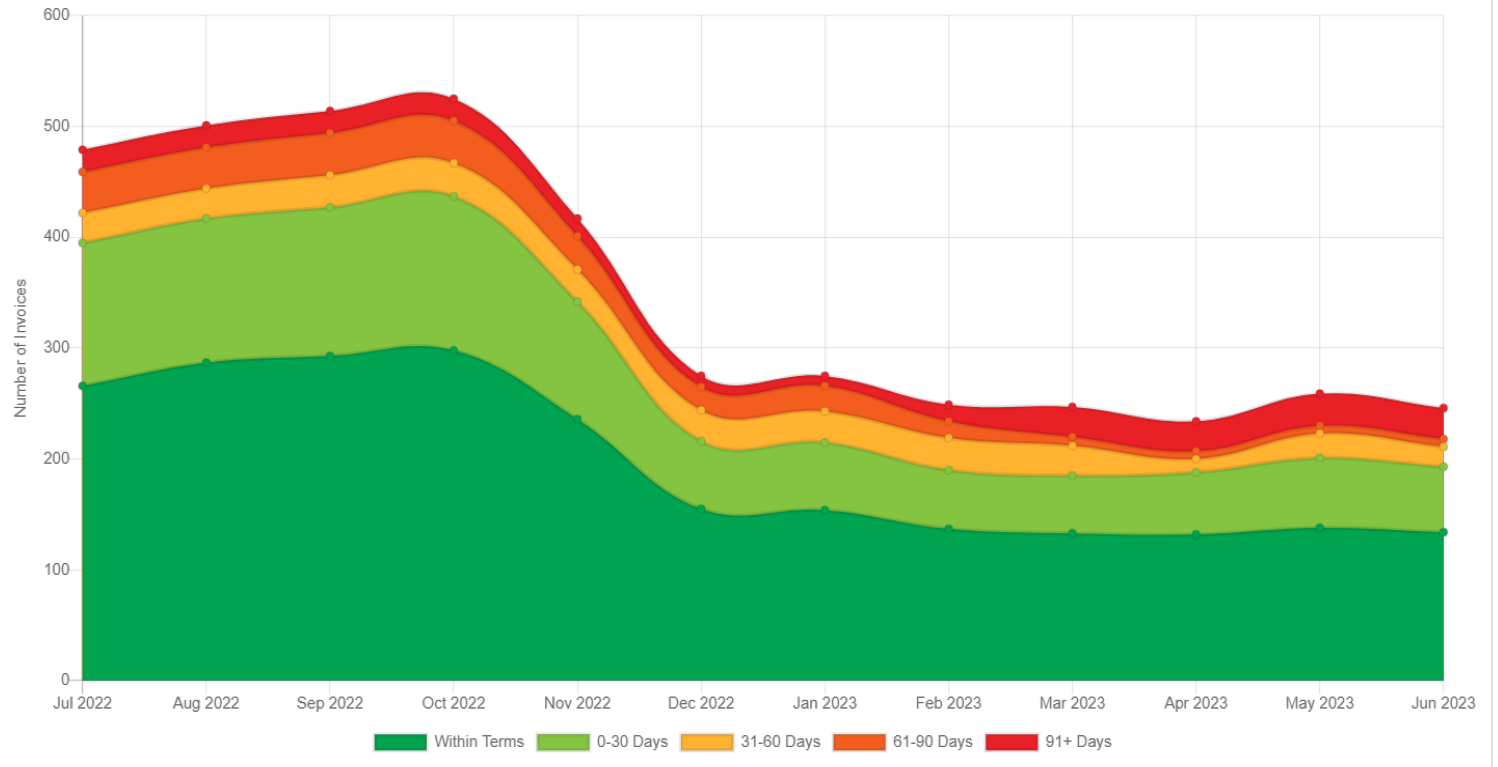
### CCJ Data Trends

The CCJ Data Trends graph shows the amount of County Court Judgements and their value against the given company. This will allow you to easily assess the effects of a CCJ and what impact it may have on payment performance. This graph also shows the DBT data trends for comparison with the CCJ trends.



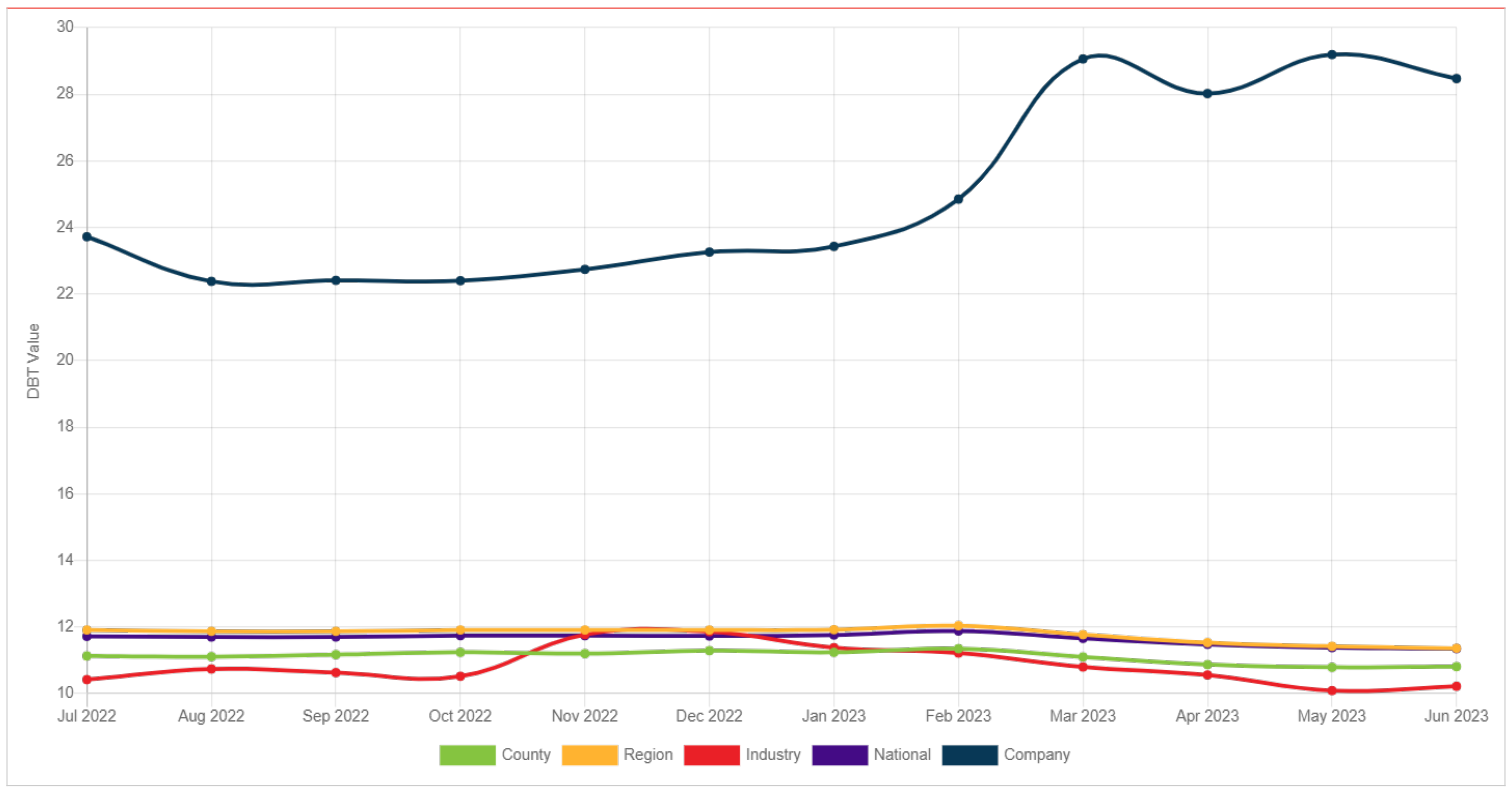
### Accumulative Invoice Trends

The Accumulative Invoice Trends graph shows the invoice payment trends that a given company has over a period of time. This displays the current on-going payment performance of the company and the ability to predict future payment patterns. Areas that are marked as grey, indicate months where the invoice data for the company is missing. Instead, the averages of the two non-missing points is used instead.



### Days Beyond Terms (DBT) Trends

This graph indicates the average Days Beyond Terms (DBT) the company itself takes to pay their invoices. This is also compared to the average DBT of companies in the same county, region and industry. The UK national average is included for your reference.



## General Information

### Charges

#### Charge Details

|                        |   |                       |            |
|------------------------|---|-----------------------|------------|
| Mortgage Type          | -   | Date Charge Created   | 23/07/2021 |
| Date Charge Registered | 11/08/2021  | Date Charge Satisfied | -          |
| Status                 | OUTSTANDING   |                       |            |
| Person(s) Entitled     | DEUTSCHE BANK AG, LONDON BRANCH AS SECURITY TRUSTEE |                       |            |
| Amount Secured         | -   |                       |            |
| Details                | N/A/CONTAINS FIXED CHARGE.CONTAINS FLOATING CHARGE. |                       |            |

|                        |   |                       |            |
|------------------------|---|-----------------------|------------|
| Mortgage Type          | SUBLESSEE ASSIGNMENT (PBCC 2001 - 2)  | Date Charge Created   | 09/04/2001 |
| Date Charge Registered | 25/04/2001  | Date Charge Satisfied | 21/01/2015 |
| Status                 | SATISFIED   |                       |            |
| Person(s) Entitled     | TWICKENHAM LEASING LIMITED  |                       |            |
| Amount Secured         | A PORTION OF THE HIRE PURCHASE PAYMENT  |                       |            |
| Details                | ACCOUNT NUMBER 37355200 ESTABLISHED BY THE COMPANY AT FIRST SECURITY BANK, NATIONAL ASSOCIATION, SALT LAKE CITY, UTAH, USA (IN ITS CAPACITY AS THE ORGANISATION WITH WHICH SUCH ACCOUNT IS MAINTAINED, FSB) IN THE NAME OF THE COMPANY, INCLUDING ALL CASH, CASH EQUIVALENTS, FUNDS, INVESTMENTS, SECURITIES, FINANCIAL ASSETS AND OTHER PROPERTY NOW OR HEREAFTER ON DEPOSIT IN OR PAYABLE ON OR CREDITED THERETO, AND ALL INSTRUMENTS, CERTIFICATES, CERTIFICATES OF DEPOSIT, DEPOSIT ACCOUNTS, CHECKS, CASH BALANCES, INVESTMENTS, INVESTMENTS PROPERTY, FINANCIAL ASSETS AND OTHER PROPERTY (IF ANY) FROM TIME TOTIME (THE ACCOUNT). ANY PROPERTY PRESENT AND FUTURE POSSESSED BY FSB ON BEHALF OF THE COMPANY IN SUBSTITUTION FOR ANY OR ALL OF THE PROPERTY ABOVE. ALL RIGHTS AND CLAIMS THAT THE COMPANY MAY HAVE AGAINST FSB IN CONNECTION WITH THE ACCOUNT OR ANY OTHER COLLATERAL. ALL INTEREST, DIVIDENDS, CASH, INSTRUMENTS AND |                       |            |

OTHER PROPERTY FROM TIME TO TIME RECEIVED, RECEIVABLE, OR DISTRIBUTED IN RESPECT OF THE ABOVE. ALL PROCEEDS THEREOF AND THERETO.

|                        |  |                       |            |
|------------------------|--|-----------------------|------------|
| Mortgage Type          | SUBLESSEE ASSIGNMENT (PBCC 2001 - 1)   | Date Charge Created   | 09/04/2001 |
| Date Charge Registered | 25/04/2001   | Date Charge Satisfied | 21/01/2015 |
| Status                 | SATISFIED  |                       |            |
| Person(s) Entitled     | TWICKENHAM LEASING LIMITED   |                       |            |
| Amount Secured         | A PORTION OF THE HIRE PURCHASE PAYMENT   |                       |            |
| Details                | ACCOUNT NUMBER 37353900 ESTABLISHED BY THE COMPANY AT FIRST SECURITY BANK, NATIONAL ASSOCIATION, SALT LAKE CITY, UTAH, USA (IN ITS CAPACITY AS THE ORGANISATION WITH WHICH SUCH ACCOUNT IS MAINTAINED, FSB) IN THE NAME OF THE COMPANY, INCLUDING ALL CASH, CASH EQUIVALENTS, FUNDS, INVESTMENTS, SECURITIES, FINANCIAL ASSETS AND OTHER PROPERTY NOW OR HEREAFTER ON DEPOSIT IN OR PAYABLE ON OR CREDITED THERETO, AND ALL INSTRUMENTS, CERTIFICATES, CERTIFICATES OF DEPOSIT, DEPOSIT ACCOUNTS, CHECKS, CASH BALANCES, INVESTMENTS, INVESTMENTS PROPERTY, FINANCIAL ASSETS AND OTHER PROPERTY (IF ANY) FROM TIME TOTIME (THE ACCOUNT). ANY PROPERTY PRESENT AND FUTURE POSSESSED BY FSB ON BEHALF OF THE COMPANY IN SUBSTITUTION FOR ANY OR ALL OF THE PROPERTY ABOVE. ALL RIGHTS AND CLAIMS THAT THE COMPANY MAY HAVE AGAINST FSB IN CONNECTION WITH THE ACCOUNT OR ANY OTHER COLLATERAL. ALL INTEREST, DIVIDENDS, CASH, INSTRUMENTS AND OTHER PROPERTY FROM TIME TO TIME RECEIVED, RECEIVABLE, OR DISTRIBUTED IN RESPECT OF THE ABOVE. ALL PROCEEDS THEREOF AND THERETO. |                       |            |

|                        |   |                       |            |
|------------------------|---|-----------------------|------------|
| Mortgage Type          | SUBLESSEE ASSIGNMENT (TEX2001-1)  | Date Charge Created   | 30/03/2001 |
| Date Charge Registered | 18/04/2001  | Date Charge Satisfied | 16/05/2014 |
| Status                 | SATISFIED   |                       |            |
| Person(s) Entitled     | CARRISBROOK LEASING LIMITED   |                       |            |
| Amount Secured         | A PORTION OF THE HIRE PURCHASE PAYMENT  |                       |            |
| Details                | ACCOUNT NUMBER 37353300 ESTABLISHED BY THE COMPANY AT FIRST SECURITY BANK, NATIONAL ASSOCIATION SALT LAKE CITY UTAH USA(IN IT'S CAPACITY AS THE ORGANISATION WITH WHICH SUCH ACCOUNT IS MAINTAINED, "FSB") IN THE NAME OF THE COMPANY INCLUDING ALL CASH, CASH EQUIVALENTS, FUNDS INVESTMENTS, SECURITIES, FINANCIAL ASSETS AND OTHER PROPERTY NOW OR HEREAFTER ON DEPOSIT IN OR PAYABLE ON OR CREDITED THERETO AND ALL INSTRUMENTS, CERTIFICATES, CERTIFICATES OF DEPOSIT, DEPOSIT AMOUNTS, CHECKS, CASH BALANCES, INVESTMENTS, INVESTMENT PROPERTY FINANCIAL ASSETS AND OTHER PROPERTY (IF ANY) FROM TIME TO TIME(THE "ACCOUNT") ANY PROPERTY PRESENT ORFUTURE POSSESSED BY FSB ON BEHALF OF THE COMPANY IN SUBSTITUTION FOR ANY OR ALLOF THE PROPERTY ABOVE ALL RIGHTS AND CLAIMS THAT THE COMPANY MAY HAVE AGAINST FSB IN CONNECTION WITH THE ACCOUNT OR ANYOTHER COLLATERAL.ALL INTEREST, DIVIDENDS, CASH, INSTRUMENTS AND OTHER PROPERTY FROM TIME TO TIME RECEIVED RECEIVABLE ORDISTRIBUTED IN RESPECT OF THE ABOVE ANDALL PROCEEDS THEREOF AND THERETO. |                       |            |

|                        |   |                       |            |
|------------------------|---|-----------------------|------------|
| Mortgage Type          | SUBLESSEE AGREEMENT (TEX 2001-2)  | Date Charge Created   | 30/03/2001 |
| Date Charge Registered | 18/04/2001  | Date Charge Satisfied | 15/05/2014 |
| Status                 | SATISFIED   |                       |            |
| Person(s) Entitled     | CARRISBROOK LEASING LIMITED   |                       |            |
| Amount Secured         | A PORTION OF THE HIRE PURCHASE PAYMENT  |                       |            |
| Details                | ACCOUNT NUMBER 37353400 ESTABLISHED BY THE COMPANY AT FIRST SECURITY BANK, NATIONAL ASSOCIATION SALT LAKE CITY UTAH USA(IN IT'S CAPACITY AS THE ORGANISATION WITH WHICH SUCH ACCOUNT IS MAINTAINED, "FSB") IN THE NAME OF THE COMPANY INCLUDING ALL CASH, CASH EQUIVALENTS, FUNDS INVESTMENTS, SECURITIES, FINANCIAL ASSETS AND OTHER PROPERTY NOW OR HEREAFTER ON DEPOSIT IN OR PAYABLE ON OR CREDITED THERETO AND ALL INSTRUMENTS, CERTIFICATES, CERTIFICATES OF DEPOSIT, DEPOSIT AMOUNTS, CHECKS, CASH BALANCES, INVESTMENTS, INVESTMENT PROPERTY FINANCIAL ASSETS AND OTHER PROPERTY (IF ANY) FROM TIME TO TIME(THE "ACCOUNT") ANY PROPERTY PRESENT ORFUTURE POSSESSED BY FSB ON BEHALF OF THE COMPANY IN SUBSTITUTION FOR ANY OR ALLOF THE PROPERTY ABOVE ALL RIGHTS AND CLAIMS THAT THE COMPANY MAY HAVE AGAINST FSB IN CONNECTION WITH THE ACCOUNT OR ANYOTHER COLLATERAL.ALL INTEREST, DIVIDENDS, CASH, INSTRUMENTS AND OTHER PROPERTY FROM TIME TO TIME RECEIVED RECEIVABLE ORDISTRIBUTED IN RESPECT OF THE ABOVE ANDALL PROCEEDS THEREOF AND THERETO. |                       |            |

|                        |                                 |                       |            |
|------------------------|---------------------------------|-----------------------|------------|
| Mortgage Type          | SUBLESSEE ASSIGNMENT (FT2001-2) | Date Charge Created   | 30/03/2001 |
| Date Charge Registered | 18/04/2001                      | Date Charge Satisfied | 21/01/2015 |

|                    |  |  |  |
|--------------------|--|--|--|
| Status             | SATISFIED  |  |  |
| Person(s) Entitled | MURRAYFIELD LEASING LIMITED  |  |  |
| Amount Secured     | A PORTION OF THE HIRE PURCHASE PAYMENT   |  |  |
| Details            | ACCOUNT NUMBER 37353800 ESTABLISHED BY THE COMPANY AT FIRST SECURITY BANK, NATIONAL ASSOCIATION SALT LAKE CITY UTAH USA(IN IT'S CAPACITY AS THE ORGANISATION WITH WHICH SUCH ACCOUNT IS MAINTAINED, "FSB") IN THE NAME OF THE COMPANY INCLUDING ALL CASH, CASH EQUIVALENTS, FUNDS INVESTMENTS, SECURITIES, FINANCIAL ASSETS AND OTHER PROPERTY NOW OR HEREAFTER ON DEPOSIT IN OR PAYABLE ON OR CREDITED THERETO AND ALL INSTRUMENTS, CERTIFICATES, CERTIFICATES OF DEPOSIT, DEPOSIT AMOUNTS, CHECKS, CASH BALANCES, INVESTMENTS, INVESTMENT PROPERTY FINANCIAL ASSETS AND OTHER PROPERTY (IF ANY) FROM TIME TO TIME(THE "ACCOUNT") ANY PROPERTY PRESENT OR FUTURE POSSESSED BY FSB ON BEHALF OF THE COMPANY IN SUBSTITUTION FOR ANY OR ALLOF THE PROPERTY ABOVE ALL RIGHTS AND CLAIMS THAT THE COMPANY MAY HAVE AGAINST FSB IN CONNECTION WITH THE ACCOUNT OR ANYOTHER COLLATERAL.ALL INTEREST, DIVIDENDS, CASH, INSTRUMENTS AND OTHER PROPERTY FROM TIME TO TIME RECEIVED RECEIVABLE OR DISTRIBUTED IN RESPECT OF THE ABOVE AND ALL PROCEEDS THEREOF AND THERETO. |  |  |

|                        |  |                       |            |
|------------------------|--|-----------------------|------------|
| Mortgage Type          | SUBLESSEE ASSIGNMENT (CIBC 2001-1)   | Date Charge Created   | 30/03/2001 |
| Date Charge Registered | 18/04/2001   | Date Charge Satisfied | 15/05/2014 |
| Status                 | SATISFIED  |                       |            |
| Person(s) Entitled     | CARDIFF LEASING LIMITED  |                       |            |
| Amount Secured         | A PORTION OF THE HIRE PURCHASE PAYMENT   |                       |            |
| Details                | ACCOUNT NUMBER 37353100 ESTABLISHED BY THE COMPANY AT FIRST SECURITY BANK, NATIONAL ASSOCIATION SALT LAKE CITY UTAH USA(IN IT'S CAPACITY AS THE ORGANISATION WITH WHICH SUCH ACCOUNT IS MAINTAINED, "FSB") IN THE NAME OF THE COMPANY INCLUDING ALL CASH, CASH EQUIVALENTS, FUNDS INVESTMENTS, SECURITIES, FINANCIAL ASSETS AND OTHER PROPERTY NOW OR HEREAFTER ON DEPOSIT IN OR PAYABLE ON OR CREDITED THERETO AND ALL INSTRUMENTS, CERTIFICATES, CERTIFICATES OF DEPOSIT, DEPOSIT AMOUNTS, CHECKS, CASH BALANCES, INVESTMENTS, INVESTMENT PROPERTY FINANCIAL ASSETS AND OTHER PROPERTY (IF ANY) FROM TIME TO TIME(THE "ACCOUNT") ANY PROPERTY PRESENT OR FUTURE POSSESSED BY FSB ON BEHALF OF THE COMPANY IN SUBSTITUTION FOR ANY OR ALLOF THE PROPERTY ABOVE ALL RIGHTS AND CLAIMS THAT THE COMPANY MAY HAVE AGAINST FSB IN CONNECTION WITH THE ACCOUNT OR ANYOTHER COLLATERAL.ALL INTEREST, DIVIDENDS, CASH, INSTRUMENTS AND OTHER PROPERTY FROM TIME TO TIME RECEIVED RECEIVABLE OR DISTRIBUTED IN RESPECT OF THE ABOVE AND ALL PROCEEDS THEREOF AND THERETO. |                       |            |

|                        |   |                       |            |
|------------------------|---|-----------------------|------------|
| Mortgage Type          | SUBLESSEE ASSIGNMENT (FT2001-1)   | Date Charge Created   | 30/03/2001 |
| Date Charge Registered | 18/04/2001  | Date Charge Satisfied | 21/01/2015 |
| Status                 | SATISFIED   |                       |            |
| Person(s) Entitled     | MURRAYFIELD LEASING LIMITED   |                       |            |
| Amount Secured         | A PORTION OF THE HIRE PURCHASE PAYMENT  |                       |            |
| Details                | ACCOUNT NUMBER 37353700 ESTABLISHED BY THE COMPANY AT FIRST SECURITY BANK, NATIONAL ASSOCIATION SALT LAKE CITY UTAH USA(IN IT'S CAPACITY AS THE ORGANISATION WITH WHICH SUCH ACCOUNT IS MAINTAINED, "FSB") IN THE NAME OF THE COMPANY INCLUDING ALL CASH, CASH EQUIVALENTS, FUNDS INVESTMENTS, SECURITIES, FINANCIAL ASSETS AND OTHER PROPERTY NOW OR HEREAFTER ON DEPOSIT IN OR PAYABLE ON OR CREDITED THERETO AND ALL INSTRUMENTS, CERTIFICATES, CERTIFICATES OF DEPOSIT, DEPOSIT AMOUNTS, CHECKS, CASH BALANCES, INVESTMENTS, INVESTMENT PROPERTY FINANCIAL ASSETS AND OTHER PROPERTY (IF ANY) FROM TIME TO TIME (THE "ACCOUNT") ANY PROPERTY PRESENT OR FUTURE POSSESSED BY FSB ON BEHALF OF THE COMPANY IN SUBSTITUTION FOR ANY OR ALL OF THE PROPERTY ABOVE ALL RIGHTS AND CLAIMS THAT THE COMPANY MAY HAVE AGAINST FSB IN CONNECTION WITH THE ACCOUNT OR ANY OTHER COLLATERAL.ALL INTEREST, DIVIDENDS, CASH, INSTRUMENTS AND OTHER PROPERTY FROM TIME TO TIME RECEIVED RECEIVABLE OR DISTRIBUTED IN RESPECT OF THE ABOVE AND ALL PROCEEDS THEREOF AND THERETO. |                       |            |

|                        |   |                       |            |
|------------------------|---|-----------------------|------------|
| Mortgage Type          | SUBLESSEE ASSIGNMENT (KCC2001-1)  | Date Charge Created   | 30/03/2001 |
| Date Charge Registered | 18/04/2001  | Date Charge Satisfied | 15/05/2014 |
| Status                 | SATISFIED   |                       |            |
| Person(s) Entitled     | LANSDOWNE LEASING LIMITED   |                       |            |
| Amount Secured         | A PORTION OF THE HIRE PURCHASE PAYMENT  |                       |            |
| Details                | ACCOUNT NUMBER 37353500 ESTABLISHED BY THE COMPANY AT FIRST SECURITY BANK, NATIONAL ASSOCIATION SALT LAKE CITY UTAH USA(IN IT'S CAPACITY AS THE ORGANISATION WITH WHICH SUCH ACCOUNT IS MAINTAINED, "FSB") IN |                       |            |

THE NAME OF THE COMPANY INCLUDING ALL CASH, CASH EQUIVALENTS, FUNDS INVESTMENTS, SECURITIES, FINANCIAL ASSETS AND OTHER PROPERTY NOW OR HEREAFTER ON DEPOSIT IN OR PAYABLE ON OR CREDITED THERETO AND ALL INSTRUMENTS, CERTIFICATES, CERTIFICATES OF DEPOSIT, DEPOSIT AMOUNTS,CHECKS, CASH BALANCES, INVESTMENTS, INVESTMENT PROPERTY FINANCIAL ASSETS AND OTHER PROPERTY (IF ANY) FROM TIME TO TIME (THE "ACCOUNT") ANY PROPERTY PRESENT OR FUTURE POSSESSED BY FSB ON BEHALF OF THE COMPANY IN SUBSTITUTION FOR ANY OR ALLOF THE PROPERTY ABOVE ALL RIGHTS AND CLAIMS THAT THE COMPANY MAY HAVE AGAINST FSB IN CONNECTION WITH THE ACCOUNT OR ANYOTHER COLLATERAL.ALL INTEREST, DIVIDENDS, CASH, INSTRUMENTS AND OTHER PROPERTY FROM TIME TO TIME RECEIVED RECEIVABLE ORDISTRIBUTED IN RESPECT OF THE ABOVE ANDALL PROCEEDS THEREOF AND THERETO.

|                        |  |                       |            |
|------------------------|--|-----------------------|------------|
| Mortgage Type          | SUBLESSEE ASSIGNMENT (KCC2001-2)   | Date Charge Created   | 30/03/2001 |
| Date Charge Registered | 18/04/2001   | Date Charge Satisfied | 15/05/2014 |
| Status                 | SATISFIED  |                       |            |
| Person(s) Entitled     | LANSDOWNE LEASING LIMITED  |                       |            |
| Amount Secured         | A PORTION OF THE HIRE PURCHASE PAYMENT (AS DEFINED)  |                       |            |
| Details                | ACCOUNT NUMBER 37353600 ESTABLISHED BY THE COMPANY AT FIRST SECURITY BANK,NATIONAL ASSOCIATION,SALT LAKE CITY,UTAH,USA (IN IT'S CAPACITY AS THE ORGANISATION WITH WHICH SUCH ACCOUNT IS MAINTAINED, "FSB") IN THE NAME OF THE COMPANY INCLUDING ALL CASH, CASH EQUIVALENTS, FUNDS INVESTMENTS, SECURITIES, FINANCIAL ASSETS AND OTHER PROPERTY NOW OR HEREAFTER ON DEPOSIT IN OR PAYABLE ON OR CREDITED THERETO AND ALL INSTRUMENTS, CERTIFICATES, CERTIFICATES OF DEPOSIT,DEPOSIT AMOUNTS,CHECKS,CASH BALANCES,INVESTMENTS,INVESTMENT PROPERTY,FINANCIAL ASSETS AND OTHER PROPERTY (IF ANY) FROM TIME TO TIME ("THE ACCOUNT") ANY PROPERTY PRESENT OR FUTUREPOSSESSED BY FSB ON BEHALF OF THE COMPANY IN SUBSTITUTION FOR ANY OR ALL OF THEPROPERTY ABOVE ALL RIGHTS AND CLAIMS THAT THE COMPANY MAY HAVE AGAINST FSB IN CONNECTION WITH THE ACCOUNT OR ANY OTHER COLLATERAL.ALL INTEREST, DIVIDENDS, CASH, INSTRUMENTS AND OTHER PROPERTY FROM TIME TO TIME RECEIVED RECEIVABLE OR DISTRIBUTED IN RESPECT OF THE ABOVE AND ALL PROCEEDS THEREOF AND THERETO. |                       |            |

## VAT Details

### VAT Details

GB386414672

GB778603785

## Trade Debtors

### Trade Debtors / Bad Debt Detail

Total Documented Trade | Total Value of Documented Trade

**355**

**£340,966**

| Company Name                    | Amount  | Statement Date |
|---------------------------------|---------|----------------|
| Hunted Ltd                      | £1,137  | 08/03/2023     |
| W R Dunn & Co. Limited          | £359    | 28/02/2023     |
| Tudorworld Limited              | £18,503 | 27/02/2023     |
| Singleton (Metal Works) Limited | £398    | 17/02/2023     |

|   |        |            |
|---|--------|------------|
| The Park View (Worthing) Ltd                    | £808   | 14/02/2023 |
| Winchmore Hill Plumbing Supplies Limited        | £19    | 08/02/2023 |
| Quarmby Construction (Special Projects) Limited | £186   | 27/01/2023 |
| JJC Soft Play Ltd                               | £177   | 26/01/2023 |
| Crestra Community Interest Company              | £569   | 25/11/2022 |
| Eat Fresh Enterprises Ltd                       | £100   | 07/11/2022 |
| West Side Health And Fitness Club Limited       | £152   | 20/10/2022 |
| HQBS Ltd  | £1,981 | 23/09/2022 |
| Supply Point Limited                            | £124   | 06/07/2022 |
| Propbrook Limited                               | £1,438 | 11/05/2022 |
| Star Movement Ltd                               | £107   | 05/05/2022 |
| Bluestone Transport Limited                     | £400   | 12/04/2022 |
| Ultimate Systems (N W) Limited                  | £432   | 17/03/2022 |
| Langdon Transport Limited                       | £1,372 | 16/03/2022 |
| Boseman504 Ltd                                  | £1,266 | 04/03/2022 |
| Rumbold Holland Litho Limited                   | £218   | 09/02/2022 |
| GBL Wheelchair Services Limited                 | £187   | 24/01/2022 |
| Veritas Scaffolding Ltd                         | £136   | 22/12/2021 |
| Drain And Tank Engineering Ltd                  | £238   | 21/12/2021 |
| PEP Civil & Structures Limited                  | £302   | 10/11/2021 |
| Planet Hollywood (UK) Limited                   | £554   | 15/10/2021 |

We have provided only the first 25 rows of data, for more rows please visit our website or contact your account manager.