



(GB) NATIONAL WESTMINSTER BANK PUBLIC LIMITED COMPANY

UK00602275

Risk Score	International Score	Credit Limit	Contract Limit	Status	DBT	Industry DBT	Compliance Alerts
86	A	£100,000,000	£500,000,000	Active	23.57	13	5 Alerts

Summary

Company Information

Key Information

Company Number	00929027
Company Name	NATIONAL WESTMINSTER BANK PUBLIC LIMITED COMPANY
Company Status	Active - Accounts Filed
Incorporation Date	18/03/1968
Company Type	Public limited with Share Capital
VAT Number	-
SIC07 Code	64191
SIC07 Description	Banks

Contact Information

Address:	250 BISHOPSGATE, LONDON, EC2M 4AA view on map
Website:	https://www.natwest.com
Telephone Number:	01216290739 TPS N
Trading Address:	250 Bishopsgate, LONDON, EC2M 4AA View More

Additional Information

FTSE Index	-	Filing Date Of Accounts	07/05/2022
Share Capital	£1,794,526,534	Charity Number	-
Currency	GBP	Safe Number	UK00602275
Principal Activity	A group engaged in the provision of a wide range of banking services and other financial products in the UK.		
Charges	55 Show more	Trade Debtors	Yes Show more
Land Registry	1229 Show more	Trade Creditors	No

CCJ Summary

Number of CCJs	Value of CCJs	Most Recent CCJs			
		09/01/2023	EDMONTON	£1,680	Judgment
		26/11/2022	WANDSWORTH	£4,062	Judgment
		21/11/2022	COUNTY COURT BUSINESS CENTRE	£333	Satisfied
23	104,581				

Ultimate Holding Company

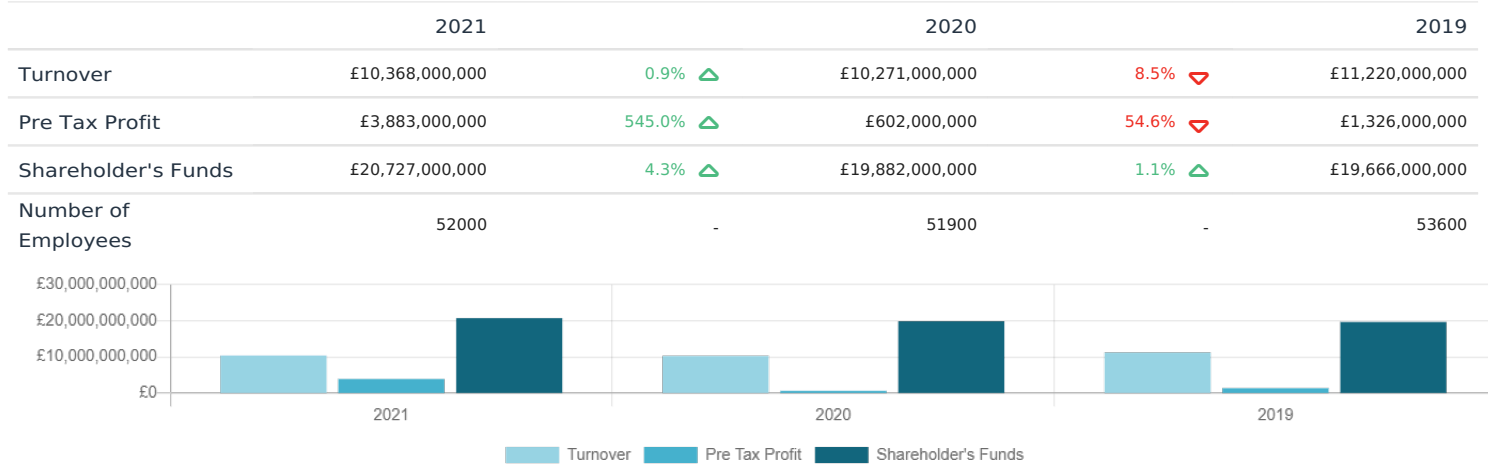
Company Name	Country	Safe Number	Company Number	Latest Key Financials	Score	Limit	Turnover
NATWEST GROUP PLC	(GB)	UK07153270	SC045551	31/12/2022	● 86	£100,000,000	£3,314,000,000

We've discovered 424 companies in this company's Creditsafe Linkages Data across 28 countries.

[View Linkages](#)

[View Group](#)

Key Financials



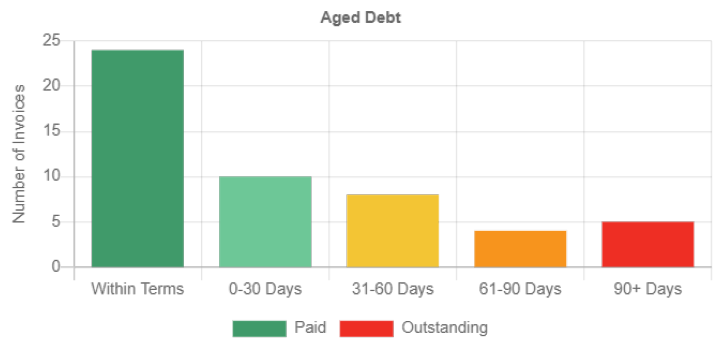
Payment Information Summary

Invoice Data

Average Invoice Value	£45,853.8
Invoices Available	51
Paid	51
Outstanding	0

Trade Payment Data is real life payment experiences gathered from selected third party partners big and small who send us trade payment information on their complete sales ledger.

The Age of Debt Graph highlights the current Age of Debt of a given company. The graph is separated into 5 categories. Generally, Within Terms and 0-30 days are a reasonable time for a company to pay their invoices and showcases good invoice payment whereas anything beyond that is indicative of poor invoice payment.



Share your risk intelligence with over 13,000 Creditsafe contributors and create your Trade Payment story

[Share More](#)

Commentary

- This company has been treated as a PLC company in terms of the score/limit that has been generated
- ⊕ This is a very large company with Total Assets in excess of £5 billion and Equity greater than £50 million.
- This company's Asset Ratio shows a moderate amount of cover on outstanding obligations.
- ⊕ The latest Balance Sheet indicates a positive net Working Capital position.
- The latest accounts show an increase in Equity in comparison to the previous year.

Enquiries Summary

Latest Enquiry Date

22/02/23

Avg Reports per Month

1

Enquiries (Past 3 Months)

5

Enquiries (Past 6 Months)

8

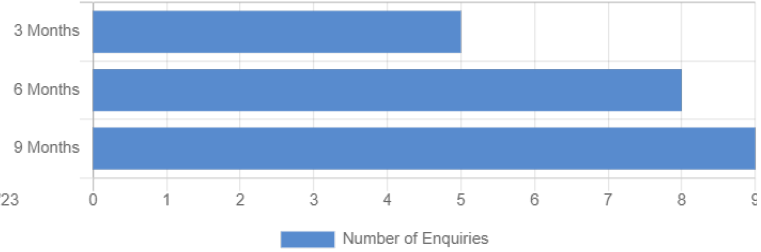
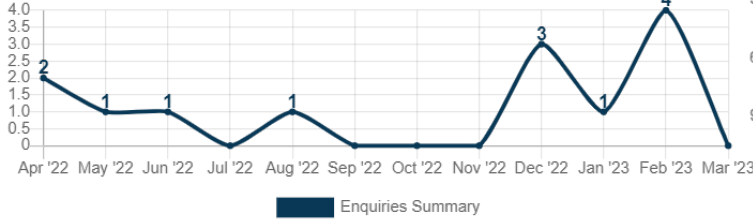
Enquiries (Past 9 Months)

9

Enquiries (Past 12 Months)

13

Monthly Breakdown



Trading Address

Trading Address Details

Address	Telephone Number	TPS
1 - 4 Berkeley Square House, Berkeley Square, London, W1J 6BR	-	-
24 London Road, Holmes Chapel, Crewe, Cheshire, CW4 7AJ	-	-
24 Market Place, Camelford, Cornwall, PL32 9PD	-	-
24 St Annes Road West, Lytham St Annes, Lancashire, FY8 1RH	-	-
24-25 Devonshire Street, Penrith, Cumbria, CA11 7ST	0870 2403388	N
24-26 London Road, Holmes Chapel, Crewe, Cheshire, CW4 7AL	0845 6012288	N
243 Glossop Road, Sheffield, South Yorkshire, S10 2GZ	-	-
243 High Street, Gateshead, Tyne and Wear, NE8 1YU	-	-
243 High Street North, Poole, Dorset, BH15 1BD	01202 665925	N
244 Fulwood Road, Broomhill, Sheffield, South Yorkshire, S10 3AA	-	-
245 Heathway, Dagenham, Essex, RM9 5AN	0845 7888444	N
247 High Street, Bangor, Gwynedd, LL57 1PA	-	-
248 Stockport Road, Timperley, Altrincham, Cheshire, WA15 7UW	-	-
249 Banbury Road, Summertown, Oxford, Oxfordshire, OX2 7HR	-	-
25 Brows Lane, Liverpool, Merseyside, L37 4HS	-	-
25 Chapel Side, Chapel Street, Derby, Derbyshire, DE21 7JQ	-	-
25 Church Street, Conisbrough, Doncaster, South Yorkshire, DN12 3RX	-	-
25 Corporation Street, Corby, Northamptonshire, NN17 1NR	-	-
25 High Row, Darlington, County Durham, DL3 7QP	-	-
25 High Street, Colchester, Essex, CO1 1DG	-	-
25 High Street, Shepton Mallet, Somerset, BA4 5AF	0870 2403399	N

25 High Street, Portishead, Bristol, Avon, BS20 6BL	-	-
25 King Street, Twickenham, Middlesex, TW1 3SU	-	-
25 Market Place, Blandford Forum, Dorset, DT11 7AF	-	-
25 Market Square, Dover, Kent, CT16 1NG	0845 7888444	N

We have provided only the first 25 rows of data, for more rows please visit our website or contact your account manager.

SIC07/SIC03

Additional SIC Codes

SIC07 Code	64191	SIC07 Description	Banks
SIC03 Code	6512	SIC03 Description	Other monetary intermediation

Scores & Indicators

Score/Limit

Summary Information

Score	86	Change Date	06/12/2019
Limit	£100,000,000	Change Date	06/12/2019

Financials Filed / Established

Score	Description
● 71-100	Very Low Risk
● 51-70	Low Risk
● 30-50	Moderate Risk
● 21-29	High Risk
● 1-20	Very High Risk
Not Scored	Please see report for description

Newly Incorporated

Score	Description
● 51-100	Low Risk
● 30-50	Moderate Risk
● 1-29	Caution - High Risk
Not Scored	Please see report for description

International Score Explanation

	International Score	Description
●	A	Very Low Risk
●	B	Low Risk
●	C	Moderate Risk
●	D	High Risk
●	E	Not Scored

Indicators

Additional Scores & Indicators

Financial Strength

B3

Payment Behaviour

8

Payment Expectation

10

For more information [click here](#)

Directors/Shareholders

Directors/Shareholders

Directors/Shareholders Summary

Current Directors	13	Current Secretaries	1
Previous Directors/Company Secretaries	92	Person's With Significant Control	1

Current Directors

Title	Ms	Function	Director
Name	Roisin Jane Catherine Donnelly	Nationality	British
Date of Birth	06/1961	Present Appointments	2
Latest Address	250 Bishopsgate, London	Appointment Date	01/10/2022
Postcode	EC2M 4AA	Occupation	Director
<div style="display: flex; justify-content: space-between; margin-top: 10px;"> View Director Report View Consumer Report View AML Report View Trace Report View Compliance Report </div>			

Title	Ms	Function	Director
Name	Katie Murray	Nationality	British
Date of Birth	07/1969	Present Appointments	5
Latest Address	36 St Andrew Square, Edinburgh	Appointment Date	01/01/2019
Postcode	EH2 2YB	Occupation	Bank Official

[View Director Report](#)
[View Consumer Report](#)
[View AML Report](#)
[View Trace Report](#)
[View Compliance Report](#)

Title	Ms	Function	Director
Name	Alison Marie Rose-Slade	Nationality	British
Date of Birth	11/1969	Present Appointments	5
Latest Address	36 St. Andrew Square, Edinburgh	Appointment Date	03/12/2018
Postcode	EH2 2YB	Occupation	Bank Official

[View Director Report](#)
[View Consumer Report](#)
[View AML Report](#)
[View Trace Report](#)
[View Compliance Report](#)

Title	Mr	Function	Director
Name	Patrick Gerard Flynn	Nationality	Irish
Date of Birth	12/1960	Present Appointments	5
Latest Address	36 St Andrew Square, Edinburgh	Appointment Date	01/06/2018
Postcode	EH2 2YB	Occupation	Bank Official

[View Director Report](#)
[View Consumer Report](#)
[View AML Report](#)
[View Trace Report](#)
[View Compliance Report](#)

Title	Mr	Function	Director
Name	Ian Donald Cormack	Nationality	British
Date of Birth	11/1947	Present Appointments	9
Latest Address	36 St Andrew Square, Edinburgh	Appointment Date	01/05/2018
Postcode	EH2 2YB	Occupation	Non Executive Director

[View Director Report](#)
[View Consumer Report](#)
[View AML Report](#)
[View Trace Report](#)
[View Compliance Report](#)

Title	Ms	Function	Director
Name	Francesca Barnes	Nationality	British
Date of Birth	08/1958	Present Appointments	3
Latest Address	36 St. Andrew Square, Edinburgh	Appointment Date	01/05/2018
Postcode	EH2 2YB	Occupation	Non Executive Director

[View Director Report](#)
[View Consumer Report](#)
[View AML Report](#)
[View Trace Report](#)
[View Compliance Report](#)

Title	Mr	Function	Director
Name	Graham John Beale	Nationality	British
Date of Birth	10/1958	Present Appointments	3
Latest Address	36 St Andrew Square, Edinburgh	Appointment Date	01/05/2018
Postcode	EH2 2YB	Occupation	Non Executive Director

[View Director Report](#)
[View Consumer Report](#)
[View AML Report](#)
[View Trace Report](#)
[View Compliance Report](#)

Title	Ms	Function	Director
Name	Lena Cooper Wilson	Nationality	British
Date of Birth	02/1964	Present Appointments	4
Latest Address	36 St. Andrew Square, Edinburgh	Appointment Date	01/01/2018
Postcode	EH2 2YB	Occupation	Director

[View Director Report](#)
[View Consumer Report](#)
[View AML Report](#)
[View Trace Report](#)
[View Compliance Report](#)

Title	Ms	Function	Director
Name	Yasmin Jetha	Nationality	British
Date of Birth	05/1952	Present Appointments	4
Latest Address	36 St Andrew Square, Edinburgh	Appointment Date	21/06/2017
Postcode	EH2 2YB	Occupation	Director

[View Director Report](#)[View Consumer Report](#)[View AML Report](#)[View Trace Report](#)[View Compliance Report](#)

Title	Mr	Function	Director
Name	Mark Donald Seligman	Nationality	British
Date of Birth	01/1956	Present Appointments	4
Latest Address	36 St Andrew Square, Edinburgh	Appointment Date	01/04/2017
Postcode	EH2 2YB	Occupation	Director

[View Director Report](#)[View Consumer Report](#)[View AML Report](#)[View Trace Report](#)[View Compliance Report](#)

Title	Mr	Function	Director
Name	Michael John Rogers	Nationality	British
Date of Birth	07/1964	Present Appointments	1
Latest Address	36 St. Andrew Square, Edinburgh	Appointment Date	26/01/2016
Postcode	EH2 2YB	Occupation	Director

[View Director Report](#)[View Consumer Report](#)[View AML Report](#)[View Trace Report](#)[View Compliance Report](#)

Title	Mr	Function	Director
Name	Howard John Davies	Nationality	British
Date of Birth	02/1951	Present Appointments	1
Latest Address	36 St Andrew Square, Edinburgh	Appointment Date	14/07/2015
Postcode	EH2 2YB	Occupation	Director

[View Director Report](#)[View Consumer Report](#)[View AML Report](#)[View Trace Report](#)[View Compliance Report](#)

Title	Mr	Function	Director
Name	Morten Nicolai Friis	Nationality	Norwegian
Date of Birth	02/1953	Present Appointments	4
Latest Address	36 St Andrew Square, Edinburgh	Appointment Date	10/04/2014
Postcode	EH2 2YB	Occupation	Director

[View Director Report](#)[View Consumer Report](#)[View AML Report](#)[View Trace Report](#)[View Compliance Report](#)

Current Company Secretary

Title	-	Function	Company Secretary
Name	Jan Cargill	Nationality	-
Date of Birth	-	Present Appointments	1
Latest Address	36 St Andrew Square, Edinburgh	Appointment Date	05/08/2019
Postcode	EH2 2YB	Occupation	

[View Director Report](#)[View Consumer Report](#)[View AML Report](#)[View Trace Report](#)[View Compliance Report](#)

Top Shareholders

Name	Currency	Share Count	Share Type	Nominal Value	% of Share Count
NATWEST HOLDINGS LIMITED	GBP	1,678,177,493	ORDINARY	1	98
CGWL NOMINEES LIMITED	GBP	9,327,916	PREFERENCE	3.55	1
HSBC GLOBAL CUSTODY NOMINEE (UK) LIMITED	GBP	8,916,500	PREFERENCE	3.55	1
HSBC GLOBAL CUSTODY NOMINEE (UK) LIMITED	GBP	6,944,000	PREFERENCE	3.55	0
W B NOMINEES LIMITED	GBP	7,600,235	PREFERENCE	3.55	0

PSC

PSC Summary

	● Active	● Ceased	● Total
Persons with Significant Control	1	0	1
Protected Persons with Significant Control	0	0	0
Statements	0	0	0

Active Persons With Significant Control

Name	Natwest Holdings Limited	Kind	Corporate Entity With Significant Control
Address	250, Bishopsgate, London, EC2M 4AA England	Notified On	01/01/2017
Post Code	EC2M 4AA	Legal Form	Private Company Limited By Shares
Authority	Companies Act 2006	Place Registered	Companies House
Country Registered	England	Registration Number	10142224
Nature Of Control	<ul style="list-style-type: none"> · Ownership of shares - above 75% · Ownership of voting rights - above 75% 		

Ceased Persons With Significant Control

No Ceased Persons With Significant Control To Display

Active Protected Persons With Significant Control

There are no Active Protected Persons With Significant Control to display

Ceased Protected Persons With Significant Control

There are no Ceased Protected Persons With Significant Control to display

Active Statements

No Active Statements to Display

Ceased Statements

No Ceased Statements to Display

Previous Directors/Company Secretaries

Directors/Shareholders Summary

Current Directors	13	Current Secretaries	1
Previous Directors/Company Secretaries	92	Person's With Significant Control	1

Previous Directors

Name	● Current Active Appointments	● Previous Directorships	● Dissolved Directorships
John Edward Hughes	0	2	0
Franck Emmanuel Dangeard	2	3	0
Ewen James Stevenson	0	6	0
Robert Andrew Joseph Gillespie	0	6	0
Nathan Mark Bostock	0	4	1
Ross Maxwell McEwan	0	1	0
Anthony Di Iorio	0	3	0
Alison Davis	0	5	0
Sheila Valerie Noakes	0	5	0
Aileen Norma Taylor	0	1	0
Brendan Robert Nelson	0	7	0
Penelope Lesley Hughes	0	6	0
Philip Gordon Scott	0	1	0
Bruce Winfield Van Saun	0	7	0
Alexander Maxwell Crombie	1	14	4
Philip Roy Hampton	0	3	0
Stephen Alan Michael Hester	0	185	277
John McFarlane	1	3	0
Arthur Frederick Ryan	0	3	0
Mark Andrew Fisher	0	11	2
William Michael Friedrich	0	15	1
John Alastair Nigel Cameron	0	17	12
Guy Robert Whittaker	0	4	0
Janis Carol Kong	0	4	0
Thomas Fulton Wilson McKillop	0	13	0

We have provided only the first 25 rows of data, for more rows please visit our website or contact your account manager.

Financials

Profit & Loss

	31/12/2021		31/12/2020		31/12/2019		31/12/2018		31/12/2017	
Weeks	52		52		52		52		52	
Currency	GBP		GBP		GBP		GBP		GBP	
Consolidated A/Cs	Yes		Yes		Yes		Yes		Yes	
Turnover	£10,368,000,000	0.9% ▲	£10,271,000,000	8.5% ▼	£11,220,000,000	0.6% ▲	£11,148,000,000	18.1% ▲	£9,436,000,000	
Export	-		-		-		-		-	
Cost of Sales	-		-		-		-		-	
Gross Profit	-		-		-		-		-	
Wages & Salaries	£2,815,000,000	0.3% ▼	£2,823,000,000	1.3% ▼	£2,859,000,000	30.9% ▲	£2,184,000,000	158.8% ▲	£844,000,000	
Directors Emoluments	£7,190,000	2.3% ▲	£7,030,000	25.9% ▼	£9,490,000	-	-		-	
Operating Profit	£3,883,000,000	545.0% ▲	£602,000,000	54.6% ▼	£1,326,000,000	62.2% ▼	£3,510,000,000	0.2% ▼	£3,516,000,000	
Depreciation	£475,000,000	13.8% ▼	£551,000,000	1.3% ▲	£544,000,000	-	-		-	
Audit Fees	£13,700,000	5.5% ▼	£14,500,000	29.5% ▲	£11,200,000	1.8% ▼	£11,400,000	-	-	
Interest Payments	-		-		-		-		-	
Pre Tax Profit	£3,883,000,000	545.0% ▲	£602,000,000	54.6% ▼	£1,326,000,000	62.2% ▼	£3,510,000,000	0.2% ▼	£3,516,000,000	
Taxation	-£976,000,000	1.4K% ▼	-£66,000,000	85.1% ▲	-£442,000,000	40.6% ▲	-£744,000,000	8.4% ▲	-£812,000,000	
Profit After Tax	£2,907,000,000	442.4% ▲	£536,000,000	39.4% ▼	£884,000,000	68.0% ▼	£2,766,000,000	2.3% ▲	£2,704,000,000	
Dividends Payable	-		-	100.0% ▼	£5,000,000	0.0%	£5,000,000	-	-	
Retained Profit	£2,902,000,000	445.5% ▲	£532,000,000	39.2% ▼	£875,000,000	68.2% ▼	£2,755,000,000	1.9% ▲	£2,704,000,000	

Balance Sheet

	31/12/2021		31/12/2020		31/12/2019		31/12/2018		31/12/2017	
Tangible Assets	£4,942,000,000	0.8% ▼	£4,983,000,000	8.0% ▼	£5,418,000,000	5.9% ▲	£5,115,000,000	38.2% ▲	£3,702,000,000	
Intangible Assets	£1,232,000,000	12.8% ▲	£1,092,000,000	2.5% ▲	£1,065,000,000	0.7% ▲	£1,058,000,000	102.7% ▲	£522,000,000	
Total Fixed Assets	£6,174,000,000	1.6% ▲	£6,075,000,000	6.3% ▼	£6,483,000,000	5.0% ▲	£6,173,000,000	46.1% ▲	£4,224,000,000	
Stock	-		-		-		-		-	
Trade Debtors	£322,644,000,000	2.0% ▲	£316,208,000,000	13.0% ▲	£279,888,000,000	10.8% ▲	£252,532,000,000	8.4% ▼	£275,661,000,000	
Other Debtors	£4,040,000,000	5.4% ▲	£3,832,000,000	7.7% ▼	£4,153,000,000	26.2% ▼	£5,629,000,000	77.1% ▼	£24,529,000,000	
Cash	£101,213,000,000	60.7% ▲	£62,983,000,000	129.4% ▲	£27,457,000,000	39.0% ▼	£45,032,000,000	25.8% ▲	£35,799,000,000	

Miscellaneous Current Assets	£492,000,000	11.6% ▲	£441,000,000	13.9% ▼	£512,000,000	10.5% ▼	£572,000,000	9.2% ▼	£630,000,000
Total Current Assets	£428,389,000,000	▲	£383,464,000,000	▲	£312,010,000,000	▲	£303,765,000,000	▼	£336,619,000,000
Trade Creditors	£408,777,000,000	0.05% ▲	£362,970,000,000	0.02% ▲	£292,274,000,000	0.05% ▲	£285,151,000,000	0.04% ▼	£292,191,000,000
Bank Loans & Overdrafts	-	-	-	-	-	-	-	-	-
Other Short Term Finance	£211,000,000	82.8% ▼	£1,230,000,000	1.0% ▼	£1,242,000,000	2.6% ▼	£1,275,000,000	7.8% ▼	£5,755,000,000
Miscellaneous Current Liabilities	£3,989,000,000	8.0% ▼	£4,338,000,000	5.0% ▲	£3,771,000,000	6.1% ▲	£2,270,000,000	1.4% ▼	£26,530,000,000
Total Current Liabilities	£412,977,000,000	▲	£368,538,000,000	▲	£297,287,000,000	▲	£288,696,000,000	▼	£324,476,000,000
Bank Loans & Overdrafts LTL	£859,000,000	23.2% ▼	£1,119,000,000	7.3% ▼	£1,540,000,000	12.0% ▲	£1,375,000,000	6.6% ▲	£81,000,000
Other Long Term Finance	-	-	-	-	-	-	-	-	-
Total Long Term Liabilities	£859,000,000	23.2% ▼	£1,119,000,000	3.3% ▼	£1,540,000,000	0.0% ▲	£1,375,000,000	6.6% ▲	£81,000,000

Capital & Reserves

	31/12/2021		31/12/2020		31/12/2019		31/12/2018		31/12/2017	
Called Up Share Capital	£1,678,000,000	0.0%	£1,678,000,000	-	-	-	-	-	-	-
P & L Account Reserve	£13,507,000,000	6.2% ▲	£12,720,000,000	35.3% ▼	£19,666,000,000	1.0% ▼	£19,867,000,000	-	-	-
Revaluation Reserve	-	-	-	-	-	-	-	-	-	-
Sundry Reserves	£5,542,000,000	1.1% ▲	£5,484,000,000	-	-	-	-	100.0% ▼	£16,286,000,000	-
Shareholder Funds	£20,727,000,000	4.3% ▲	£19,882,000,000	1.1% ▲	£19,666,000,000	1.0% ▼	£19,867,000,000	22.0% ▲	£16,286,000,000	-

Other Financial Items

	31/12/2021		31/12/2020		31/12/2019		31/12/2018		31/12/2017	
Net Worth	£19,495,000,000	3.8% ▲	£18,790,000,000	1.0% ▲	£18,601,000,000	1.1% ▼	£18,809,000,000	19.3% ▲	£15,764,000,000	-
Working Capital	£15,412,000,000	3.3% ▲	£14,926,000,000	1.4% ▲	£14,723,000,000	2.3% ▼	£15,069,000,000	24.1% ▲	£12,143,000,000	-
Total Assets	£434,563,000,000	11.6% ▲	£389,539,000,000	22.3% ▲	£318,493,000,000	2.8% ▲	£309,938,000,000	9.1% ▼	£340,843,000,000	-
Total Liabilities	£413,836,000,000	12.0% ▲	£369,657,000,000	23.7% ▲	£298,827,000,000	3.0% ▲	£290,071,000,000	10.6% ▼	£324,557,000,000	-
Net Assets	£20,727,000,000	4.3% ▲	£19,882,000,000	1.1% ▲	£19,666,000,000	1.0% ▼	£19,867,000,000	22.0% ▲	£16,286,000,000	-

Cashflow

	31/12/2021		31/12/2020		31/12/2019		31/12/2018		31/12/2017	
Net Cashflow from Operations	£37,816,000,000	29.4% ▲	£29,231,000,000	258.2% ▲	-£18,476,000,000	13.0% ▼	-£16,345,000,000	205.7% ▼	£15,463,000,000	-

Net Cashflow before Financing	£40,788,000,000.3% ▲	£33,344,000,000.8.3% ▲	-£17,705,000,000.8% ▲	-£50,308,000,000.2% ▼	£19,944,000,000.0% ▲
Net Cashflow from Financing	-£1,212,000,000.48.3% ▼	£817,000,000 383.4% ▲	£169,000,000 94.9% ▼	£3,331,000,000.88.4% ▲	-£1,768,000,000.0% ▲
Increase in Cash	£39,576,000,000.9% ▲	£34,161,000,000.4.8% ▲	-£17,536,000,000.7% ▲	-£46,977,000,000.5% ▼	£18,176,000,000.0% ▲

Miscellaneous

	31/12/2021		31/12/2020		31/12/2019		31/12/2018		31/12/2017	
Contingent Liabilities	No	-	No	-	No	-	Yes	-	No	-
Capital Employed	£21,586,000,000	2.8% ▲	£21,001,000,000	1.0% ▼	£21,206,000,000	0.2% ▼	£21,242,000,000	29.8% ▲	£16,367,000,000	0.0% ▲
Number of Employees	52000	-	51900	-	53600	-	41300	-	-	-
Accountants	-									
Auditor	ERNST & YOUNG LLP									
Auditor Comments	The audit report contains no adverse comments									
Bankers	NATIONAL WESTMINSTER BANK PLC									
Bank Branch Code	50-00-00									

Ratios

	31/12/2021	31/12/2020	31/12/2019	31/12/2018	31/12/2017
Date of Accounts					
Pre-tax profit margin %	37.45	5.86	11.82	31.49	37.26
Current Ratio	1.04	1.04	1.05	1.05	1.04
Sales/NetWorking Capital	0.67	0.69	0.76	0.74	0.78
Gearing %	4.1	5.6	7.8	6.9	0.5
Equity in %	4.8	5.1	6.2	6.4	4.8
Creditor Days	14351.35	12863.5	9481.97	9310.63	11271.46
Debtor Days	11327.39	11206.28	9080.14	8245.57	10633.8
Liquidity/Acid Test %	1.03	1.04	1.04	1.05	1.03
Return On Capital Employed %	17.98	2.86	6.25	16.52	21.48
Return On Total Assets Employed %	0.89	0.15	0.41	1.13	1.03
Current Debt Ratio	19.92	18.53	15.11	14.53	19.92
Total Debt Ratio	19.96	18.59	15.19	14.6	19.92
Stock Turnover Ratio %	-	-	-	-	-
Return On Net Assets Employed %	18.73	3.02	6.74	17.66	21.58

Event History

Report Notes

You have no notes

Status History

No Status History information to display

Event History

Date	Description
04/02/2023	Confirmation Statement
19/12/2022	Mr R.A. Gillespie has left the board
10/10/2022	New Board Member Ms R.J. Donnelly appointed
14/05/2022	New Accounts Filed
14/05/2022	New Accounts Filed
07/02/2022	Confirmation Statement
20/09/2021	New Board Member Ms L.C. Wilson appointed
16/06/2021	New Accounts Filed
16/06/2021	New Accounts Filed
03/06/2021	Confirmation Statement
05/08/2020	Baroness S.V. Noakes has left the board
11/05/2020	Confirmation Statement
08/05/2020	New Accounts Filed
08/05/2020	New Accounts Filed
06/04/2020	Ms A. Davis has left the board

Previous Company Names

Date Changed	Previous Name
01/02/1982	NATIONAL WESTMINSTER BANK LIMITED

Score History

Date	Score	Description
06/12/2019	86	Very Low Risk
24/08/2014	86	Very Low Risk
07/07/2014	95	Very Low Risk
22/10/2013	96	Very Low Risk
20/08/2013	95	Very Low Risk
16/04/2013	96	Very Low Risk
31/07/2012	97	Very Low Risk
06/07/2012	92	Very Low Risk
30/06/2012	95	Very Low Risk

13/03/2012

99

Very Low Risk

Limit History

Date	Limit
06/12/2019	£100,000,000
24/08/2014	£100,000,000
13/02/2010	£15,000,000
08/02/2010	£15,000,000
06/11/2009	£15,000,000
28/10/2009	£15,000,000
22/10/2009	£15,000,000
09/09/2009	£15,000,000
20/05/2009	£15,000,000
14/05/2009	£15,000,000

Group Structure

Group Structure
















Group Structure Statistics













Group	253 companies in 9 countries
Linkages	424 companies in 28 countries
























Group Structure Summary

Holding Company	(GB)NATWEST HOLDINGS LIMITED
Ownership Status	Wholly Owned
Ultimate Holding Company	(GB)NATWEST GROUP PLC

Group Structure

Company Name		Safe Number	Registered Number	Latest Key Financials	Consol. Accounts	Score	Limit	Turnover
 NATWEST GROUP PLC	(GB)	UK07153270	SC045551	31/12/2022	Y	● 86	£100,000,000	£3,314,000,000
 PROJECT & EXPORT FINANCE (NOMINEES) L	(GB)	UK01675055	02009605	31/12/2021	N	● N/S	£0	-
 ADDIEWELL PRISON LTD	(GB)	UK07397882	SC291454	31/03/2022	N	● 67	£410,000	£28,581,000
 RBS AA HOLDINGS (UK) LIMITED	(GB)	UK02378049	02717209	31/12/2021	N	● 71	£11,250,000	£471,000
 ULSTER BANK (IRELAND) HOLDINGS UNLI	(IE)	IE00150475	IE156343	31/12/2021	N	● 91	€150,000	€268,329.5
 RBOS NOMINEES LIMITED	(GB)	UK00975876	01306321	31/12/2022	N	● N/S	£0	£0
 NATWEST VENTURES INVESTMENTS LIMIT	(GB)	UK01771008	02106408	31/12/2021	N	● 66	£61,000	£0
 RBS HG (UK) LIMITED	(GB)	UK02603702	02943784	31/12/2021	N	● 71	£1,550,000	£0
 RBS SME INVESTMENTS LIMITED	(GB)	UK06480768	06838433	31/12/2021	N	● 83	£2,950,000	£42,000
 SIG 1 HOLDINGS LIMITED	(GB)	UK07250771	SC143950	31/12/2021	N	● 69	£410,000	£0
 SIG NUMBER 2 LIMITED	(GB)	UK07528799	SC383516	31/12/2021	N	● 69	£255,000	£0
 ITB2 LIMITED	(GB)	UK16860836	SC604691	31/12/2021	N	● N/S	£0	£0
 NW A HOLDINGS LIMITED	(GB)	UK20643578	14648066	-	N	● 47	£500	-
 NATWEST A HOLDINGS LIMITED	(GB)	UK20648139	14651696	-	N	● 47	£500	-
 NATIONAL WESTMINSTER BANK PUBLIC LIMITED COMPANY	(UK00602275)							

NATWEST MARKETS N.V.	(GB)	UK06960573	FC006193	31/12/2016	Y	● N/S	£0	£152,101,283.6
 NATWEST MARKETS PLC	(GB)	UK07197364	SC090312	31/12/2022	Y	● 86	£100,000,000	£1,094,000,000
 THE ROYAL BANK OF SCOTLAND N.V.	(IE)	IE00481507	IE903217	-	N	● N/S	€0	-
 RBS NETHERLANDS HOLDINGS B.V.	(NL)	NL01700307	301506700000	31/12/2021	N	● 95	€5,000,000	-
 RBS-CBFM NETHERLANDS B.V.	(NL)	NL01722067	301827480000	31/12/2015	N	● N/S	€0	-
 RBS INVESTMENTS NETHERLANDS B.V.	(NL)	NL01760286	302259360000	31/12/2016	N	● N/S	€0	-
 RBS NETHERLANDS B.V.	(NL)	NL01769192	302353130000	31/12/2015	N	● N/S	€0	-
 RBS HOLDINGS N.V.	(NL)	NL01970531	332203690000	31/12/2021	N	● 88	€5,000,000	-
 NATWEST MARKETS N.V.	(NL)	NL01941983	330025870000	31/12/2021	Y	● 75	€5,000,000	-
 RBS NOMINEES (IRELAND) LIMITED	(IE)	IE00034544	IE040409	31/12/2021	N	● 87	€630,000	€0
 RBS INVESTMENTS (IRELAND) LIMITED	(IE)	IE00113157	IE119025	31/12/2021	N	● 96	€865,000	€1,373,000
 KAAPSTANDER HOLDING B.V.	(NL)	NL01116126	220005560001	31/12/2014	N	● N/S	€0	-
 HAMULTUN B.V.	(NL)	NL01465977	272548650000	31/12/2013	N	● N/S	€0	-

	DORDTSCH E POORT B.V.	(NL)	NL01943158	330121220000 -		N	● N/S	€0	-
	GORKUMSCHE POORT B.V.	(NL)	NL02076240	341793130000 -		N	● N/S	€0	-
	GELEENSCH E POORT B.V.	(NL)	NL02076244	341793190000 -		N	● N/S	€0	-
	RBS NOMINEES (NETHERLANDS) B.V.	(NL)	NL01944372	330373200000 -		N	● 75	€5,000,000	-
	RBS PARTICIPATIONS (NETHERLANDS)	(NL)	NL01949970	331304060000 -		N	● N/S	€0	-
	DOTREMONT BELEGGINGSMAATSCHAP	(NL)	NL01957974	331695260000 -		N	● N/S	€0	-
	TEBEMA B.V.	(NL)	NL01944373	330373210000 -		N	● N/S	€0	-
	BRESCHOU B.V.	(NL)	NL01948225	331138040000 -		N	● N/S	€0	-
	RBS TUBANTIA B.V.	(NL)	NL01963441	331905730000 -		N	● N/S	€0	-
	ROBOFAB B.V.	(NL)	NL01959497	331761210000	31/12/2014	N	● N/S	€0	-
	BALCONETE HOLDING B.V.	(NL)	NL01997505	332925030000	31/12/2014	N	● N/S	€0	-
	RBS ASIA HOLDINGS B.V.	(NL)	NL01960751	331816680000	31/12/2013	N	● N/S	€0	-
	RBS PARTICIPATIES B.V.	(NL)	NL01962862	331884270000 -		N	● N/S	€0	-
	RBS SPECIAL CORPORATE SERVICES B	(NL)	NL01963348	331901680000	31/12/2016	N	● N/S	€0	-
	RECU LA B.V.	(NL)	NL00612019	120353410000 -		N	● N/S	€0	-
	ALVENAAR HOLDING B.V.	(NL)	NL01953638	331491290000	31/12/2013	N	● N/S	€0	-
	YAXA INVESTMENTS B.V.	(NL)	NL01966965	332075630000	31/12/2008	N	● N/S	€0	-
	ERITHACUS HOLDING B.V.	(NL)	NL01966977	332076120000	31/12/2008	N	● N/S	€0	-
	AA MERCHANT SERVICES B.V.	(NL)	NL01970708	332210150000 -		N	● N/S	€0	-
	JELSUM INVESTMENTS B.V.	(NL)	NL01979558	332494180000	31/12/2014	N	● N/S	€0	-
	RBS HOLLANDSCHE N.V.	(NL)	NL01983333	332594950002 -		N	● 75	€5,000,000	-
	VADRID B.V.	(NL)	NL01984125	332618280000	31/12/2015	N	● N/S	€0	-
	CAMBILLE HOLDING B.V.	(NL)	NL01992897	332823120000	31/12/2014	N	● N/S	€0	-
	VALKBURG HOLDING B.V.	(NL)	NL01993641	332841000000	31/12/2007	N	● N/S	€0	-
	GROOTHOOFDSP OORT B.V.	(NL)	NL02045005	341284720000 -		N	● N/S	€0	-
	FI EQUITY PARTNERS B.V.	(NL)	NL02079678	341839970000 -		N	● N/S	€0	-
	RBS PRIVATE EQUITY B.V.	(NL)	NL02112405	342247880000 -		N	● N/S	€0	-

	RBS CORPORATE INVESTMENTS MAN (NL)	NL02112407	342247900000 -		N	● N/S	€0	-
	ALTERNATIVE INVESTMENT FUND B.V. (NL)	NL02190395	343080690000	31/12/2021	N	● 80	€44,500	-
	SIXTY SEVEN NOMINEES LIMITED (GB)	UK00657544	00984833	31/12/2021	N	● N/S	£0	-
	W G T C NOMINEES LIMITED (GB)	UK00925076	01255218	31/12/2021	N	● N/S	£0	-
	RBOS (UK) LIMITED (GB)	UK01691702	02026375	31/12/2021	N	● N/S	£0	£0
	CHURCHILL MANAGEMENT LIMITED (GB)	UK01822607	02158416	31/12/2020	N	● 56	£1,250,000	£0
	RBS MANAGEMENT SERVICES (UK) LIMITE (GB)	UK02352620	02691666	31/12/2021	N	● 32	£75,000	£0
	MARIGOLD NOMINEES LIMITED (GB)	UK02449894	02789266	31/12/2020	N	● N/S	£0	-
	R.B.S. SPECIAL INVESTMENTS LIMITED (GB)	UK02584723	02924692	31/12/2021	N	● N/S	£0	-£68,012
	DITTONS AMENITY COMPANY (NO.2) LIMIT (GB)	UK02857610	03198776	31/12/2022	N	● 90	£1,000	-
	PRIORITY SITES LIMITED (GB)	UK02989242	03331068	31/12/2021	N	● 61	£535,000	£3,500
	PRIORITY SITES INVESTMENTS LIMITED (GB)	UK02973738	03315488	31/12/2020	N	● N/S	£0	£11,360
	LOMBARD CORPORATE FINANCE (11) LIM (GB)	UK04087587	04439310	30/06/2021	N	● 96	£3,100,000	£1,141,000
	R.B. EQUIPMENT LEASING LIMITED (GB)	UK01257520	01589626	30/11/2021	N	● N/S	£0	£0
	R.B. LEASING (APRIL) LIMITED (GB)	UK01676971	02011529	30/04/2021	N	● 69	£76,000	£4,000
	PATALEX PRODUCTIONS LIMITED (GB)	UK01823508	02159325	31/10/2021	N	● N/S	£0	£0
	P OF A PRODUCTIONS LIMITED (GB)	UK02055268	02392811	30/06/2021	N	● N/S	£0	£0
	DESERTLANDS ENTERTAINMENT LIMITE (GB)	UK02146599	02484734	28/02/2022	N	● 77	£150,000	£0
	WINCHCOMBE FINANCE LIMITED (GB)	UK02848054	03189185	30/06/2022	N	● N/S	£0	£0
	LOMBARD CORPORATE FINANCE (6) LIM (GB)	UK03332627	03676732	31/12/2021	N	● 77	£155,000	£0
	DISTANT PLANET PRODUCTIONS LIMITE (GB)	UK04087595	04439319	31/10/2021	N	● 71	£150,000	£0
	PATALEX V PRODUCTIONS LIMITED (GB)	UK04087885	04439612	31/10/2021	N	● 71	£150,000	£0
	LOMBARD CORPORATE FINANCE (7) LIM (GB)	UK04088337	04440067	31/03/2022	N	● N/S	£0	£0
	PRICE PRODUCTIONS LIMITED (GB)	UK04088347	04440077	30/09/2021	N	● 77	£75,000	£1,000
	R.B. LEASING COMPANY LIMITED (GB)	UK07158763	SC051151	30/12/2021	N	● 40	£500	£812.4
	280 BISHOPSGATE FINANCE LIMITED (GB)	UK04821817	05176361	31/12/2022	N	● N/S	£0	£0
	CARE HOMES HOLDINGS LIMITED (GB)	UK05415809	05771793	31/12/2021	N	● 91	£7,500	£0

	CARE HOMES 3 LIMITED	(GB)	UK05415347	05771331	31/12/2021	N	● 78	£3,100,000	£9,598,321
	CARE HOMES 2 LIMITED	(GB)	UK05415799	05771783	31/12/2021	N	● 55	£420,000	£11,978,275
	CARE HOMES 1 LIMITED	(GB)	UK05415805	05771789	31/12/2021	N	● 62	£21,500	£1,252,449
	BUCHANAN HOLDINGS LIMITED	(GB)	UK06390316	06747746	31/12/2022	N	● N/S	£0	£0
	RBS PROPERTY DEVELOPMENTS LIMITED	(GB)	UK07221926	SC115060	31/12/2021	N	● N/S	£0	£0
	ROYAL BANK INVESTMENTS LIMITED	(GB)	UK07246450	SC139617	31/12/2021	N	● 77	£670,000	-£367,629
	RB INVESTMENTS 3 LIMITED	(GB)	UK06061516	06418313	31/12/2021	N	● 87	£460,000	-£511,512
	WEST REGISTER (PROPERTY INVESTMENT	(GB)	UK07247418	SC140588	31/12/2021	N	● 65	£295,000	£0
	WEST REGISTER (HOTELS NUMBER 3) LI	(GB)	UK07510051	SC382532	31/12/2021	N	● N/S	£0	£0
	RBS MEZZANINE LIMITED	(GB)	UK07271651	SC164882	31/12/2021	N	● 71	£475,000	£0
	ROYAL BANK VENTURES INVESTMENTS LI	(GB)	UK07312581	SC205870	31/12/2021	N	● N/S	£0	£0
	NORTHLINK ORKNEY AND SHETLAND FER	(GB)	UK07319033	SC212342	06/07/2012	N	● N/S	£0	-
	ROBOSCOT EQUITY LIMITED	(GB)	UK07340059	SC233416	31/12/2021	N	● N/S	£0	£0
	PROPERTY VENTURE PARTNERS LIMITED	(GB)	UK07370151	SC263619	31/12/2021	N	● N/S	£0	£0
	NATWEST GROUP SECRETARIAL SERVICES	(GB)	UK07376351	SC269847	31/12/2021	N	● N/S	£0	£0
	NATWEST MARKETS SECRETARIAL SERVIC	(GB)	UK16677020	11360457	31/12/2021	N	● N/S	£0	-
	RBS SEMBRA COMMODITIES LLP	(GB)	UK07497177	SO301514	31/12/2021	Y	● 47	£500	-£234,635.2
	NATWEST HOLDINGS LIMITED	(GB)	UK14982209	10142224	31/12/2021	Y	● 100	£100,000,000	£11,764,000,00
	NATWEST BANK EUROPE GMBH	(DE)	DE30634619	HRB 115980	31/12/2021	N	● 67	€510,000	€569,903.5

Group Structure contains more than 100 companies. Please visit our website to view the full Group Structure

Linkages

Linkages Summary

Companies	Countries
424	28

Linkages

Company Name	Country	Safe Number	Latest Financials	Credit Score	Credit Limit	Annual Sales
HSBC Global Asset Management (Österreich) GmbH in Liq.	(AT)	AT05195725	31/12/2015	-	€0	-
HSBC INSTITUTIONAL TRUST SERVICES (BERMUDA) LIMITED	(BM)	BM90021249	-	-	\$0	-
HSBC LIFE (INTERNATIONAL) LIMITED	(BM)	BM90021661	-	-	\$0	-
HSBC SECURITIES SERVICES (BERMUDA) LIMITED	(BM)	BM90021667	-	-	\$0	-
HSBC SERVICOS E PARTICIPACOES LTDA	(BR)	BR0031080945	-	-	0 BRL	-
HSBC BANK CANADA	(CA)	CA00477296	-	-	Can\$79,000	-
HSBC RETAIL SERVICES LIMITED	(CA)	CA00660875	-	-	Can\$2,000	-

HSBC BANK CANADA - HEAD OFFICE	(CA)	CA03094945	-	-	Can\$0	Can\$54,257,000,000
HOUSEHOLD TRUST	(CA)	CA09752215	-	-	Can\$150,000	Can\$4,257,000,000
Grundstücksgesellschaft Trinkausstraße Kommanditgesellschaft	(DE)	DE00921015	-	N/A	€0	-
CCF CHARTERHOUSE GmbH	(DE)	DE01521843	31/12/2016	N/A	€0	-
Trinkaus Private Equity Pool Drei GmbH & Co. Privat KG	(DE)	DE01600429	31/12/2018	N/A	€0	€81
Trinkaus Australien Immobilien-Fonds Nr. 1 Treuhand-GmbH	(DE)	DE02041533	31/12/2020	N/A	€0	-
Trinkaus Immobilien-Fonds Verwaltungs-GmbH	(DE)	DE02042839	31/12/2021	84	● €11,000	-

We have provided only the first 15 rows of data, for more rows please visit our website or contact your account manager.

Compliance Alerts

Please note businesses are responsible for conducting their own KYC (Know Your Customer) checks. The Compliance Alerts generated by this report display **possible** matches for business or individuals. Matches are generated using many data points e.g. name, address, date of birth, possible alias, country etc. We recommend users click on each alert to view details of the potential match and use a screening tool (like Protect) to ensure that screening is conducted in line with your own business risk appetite and internal processes.

Last updated 15/03/2023 13:13

Company

	Name	Address	Compliance Alerts
(GB)	NATIONAL WESTMINSTER BANK PUBLIC LIMITED COMPANY	250 BISHOPSGATE, LONDON, EC2M 4AA	

Current Directors

	Name	Gender	DOB	Address	Compliance Alerts
()	Roisin Jane Catherine Donnelly	Female	06/1961	250 Bishopsgate, London, EC2M 4AA	No Alerts
()	Jan Cargill	-	-	36 St Andrew Square, Edinburgh, EH2 2YB	
()	Katie Murray	Female	07/1969	36 St Andrew Square, Edinburgh, EH2 2YB	No Alerts
()	Alison Marie Rose-Slade	Female	11/1969	36 St. Andrew Square, Edinburgh, EH2 2YB	No Alerts
()	Patrick Gerard Flynn	Male	12/1960	36 St Andrew Square, Edinburgh, EH2 2YB	
()	Ian Donald Cormack	Male	11/1947	36 St Andrew Square, Edinburgh, EH2 2YB	No Alerts
()	Francesca Barnes	Female	08/1958	36 St. Andrew Square, Edinburgh, EH2 2YB	No Alerts
()	Graham John Beale	Male	10/1958	36 St Andrew Square, Edinburgh, EH2 2YB	
()	Lena Cooper Wilson	Female	02/1964	36 St. Andrew Square, Edinburgh, EH2 2YB	No Alerts
()	Yasmin Jetha	Female	05/1952	36 St Andrew Square, Edinburgh, EH2 2YB	No Alerts
()	Mark Donald Seligman	Male	01/1956	36 St Andrew Square, Edinburgh, EH2 2YB	No Alerts
()	Michael John Rogers	Male	07/1964	36 St. Andrew Square, Edinburgh, EH2 2YB	
()	Howard John Davies	Male	02/1951	36 St Andrew Square, Edinburgh, EH2 2YB	No Alerts
()	Morten Nicolai Friis	Male	02/1953	36 St Andrew Square, Edinburgh, EH2 2YB	No Alerts

Ultimate Beneficiary Owner(s)

	Name	Address	Compliance Alerts
()	Natwest Holdings Limited	250, Bishopsgate, London, EC2M 4AA England	No Alerts

Compliance Alerts, Compliance Risk, Indicators, KYC reports (together '**Compliance Data**') are created with Creditsafe data enriched by data provided by several third-party suppliers which would not be possible for Creditsafe to guarantee accuracy.

Creditsafe Compliance Alerts screens selected business or individuals (directors, Ultimate Beneficial Owners (UBOs) using a minimum of 90% matching score, to generate alerts relating to the following categories of risk: Sanctions/Watchlists & Enforcement Agencies. The screening tool matches based on whether the entity searched is a business or individual, aliases, date of birth (with a 12-month tolerance), country and gender. If some of the data needed to match is not available the algorithm assumes a possible match. EXAMPLE: A search for "Mohamed Ali" with no residential country but with a date of birth and a Director of a UK company gives a 100% match. Mohamed Ali is a very common name and often regulators do not store date of births of persons on watch lists. The address of his work is also not taken into account as it is not a confirmed legal personal residence. A 100% match does not mean the Director in question is a match. We must look at the details of each potential record reported.

The compliance data is not intended to be used as the sole basis for any decision making and is based upon Creditsafe data that has been enriched with data provided by third parties, the accuracy of which it would not be possible for Creditsafe to guarantee. The Service is provided without warranties of any kind, whether express or implied and no representations are given in relation to the information provided. Creditsafe seeks to exclude any liabilities that may arise out of the use or misuse of the information.

NOTE: Compliance alerts have no impact on a company's credit score and are made available to simplify the process of conducting your own compliance checks only. Large reports with more than 50 names to screen, will not be generated. This limit will increase in the future.

Negative Information

CCJ's

Exact CCJ Details

Date	Court	Amount	Status	Case Number	Date Paid
09/01/2023	EDMONTON	£1,680	Judgment	J01ED404	-
26/11/2022	WANDSWORTH	£4,062	Judgment	J01WT112	-
21/11/2022	COUNTY COURT BUSINESS CENTRE	£333	Satisfied	J3QZ6K1F	13/01/2023
19/08/2022	ALDERSHOT & FARNHAM	£1,258	Judgment	J00AF110	-
11/08/2022	THE COUNTY COURT ONLINE	£5,121	Judgment	305MC712	-
06/07/2022	WORCESTER	£709	Judgment	J00WR237	-
01/07/2022	READING	£1,875	Judgment	H01CF441	-
28/06/2022	COUNTY COURT MONEY CLAIMS CENTRE	£1,089	Judgment	J03YX026	-
21/03/2022	COUNTY COURT MONEY CLAIMS CENTRE	£1,050	Judgment	J05YJ376	-
26/07/2021	THE COUNTY COURT ONLINE	£5,230	Judgment	220MC524	-
06/05/2021	COUNTY COURT MONEY CLAIMS CENTRE	£6,983	Judgment	G47YJ135	-
05/01/2021	COUNTY COURT MONEY CLAIMS CENTRE	£839	Judgment	G08YY439	-
08/12/2020	THE COUNTY COURT ONLINE	£6,713	Judgment	174MC009	-
19/08/2020	COUNTY COURT BUSINESS CENTRE	£370	Satisfied	G7QZ50J5	01/10/2020
05/08/2020	COUNTY COURT BUSINESS CENTRE	£29,927	Judgment	G7QZ42J6	-
20/05/2020	COUNTY COURT BUSINESS CENTRE	£10,410	Judgment	G1QZ28F9	-

19/02/2020	COUNTY COURT BUSINESS CENTRE	£1,297	Judgment	G4QZ333D	-
10/07/2019	THE COUNTY COURT ONLINE	£4,442	Judgment	073MC361	-
21/05/2019	COUNTY COURT BUSINESS CENTRE	£4,198	Judgment	F9QZ71R2	-
27/11/2018	THE COUNTY COURT ONLINE	£2,762	Judgment	029MC295	-
20/09/2018	COUNTY COURT BUSINESS CENTRE	£9,224	Satisfied	E9QZ1P2X	31/10/2018
15/11/2017	COUNTY COURT BUSINESS CENTRE	£860	Judgment	D4QZ49HT	-

Possible CCJ Details

Date	Court	Amount	Status	Case Number	Date Paid
11/01/2018	COUNTY COURT BUSINESS CENTRE	£4,149	Judgment	D5QZ42TC	-
Registered CCJ Details NATIONAL WESTMINSTER BANK, LEEDS CUSTOMER SERVICE CENTRE, 1 VICTORIA PLACE, HOLBECK, LS11 5AN, LS11 5AN					

Payment Analysis

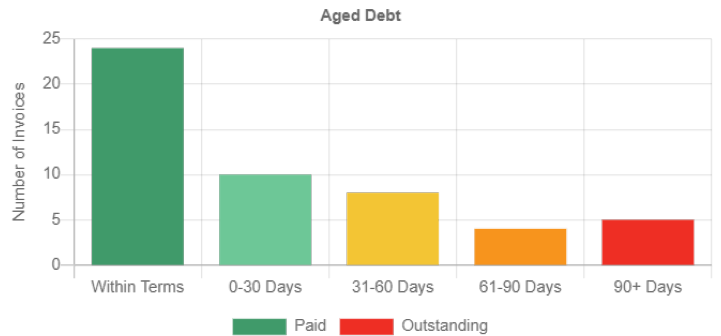
Payment Information Summary

Invoice Data & Aged Debt

Average Invoice Value	£45,853.8
Invoices Available	51
Paid	51
Outstanding	0

Trade Payment Data is real life payment experiences gathered from selected third party partners big and small who send us trade payment information on their complete sales ledger.

The Age of Debt Graph highlights the current Age of Debt of a given company. The graph is separated into 5 categories. Generally, Within Terms and 0-30 days are a reasonable time for a company to pay their invoices and showcases good invoice payment whereas anything beyond that is indicative of poor invoice payment.

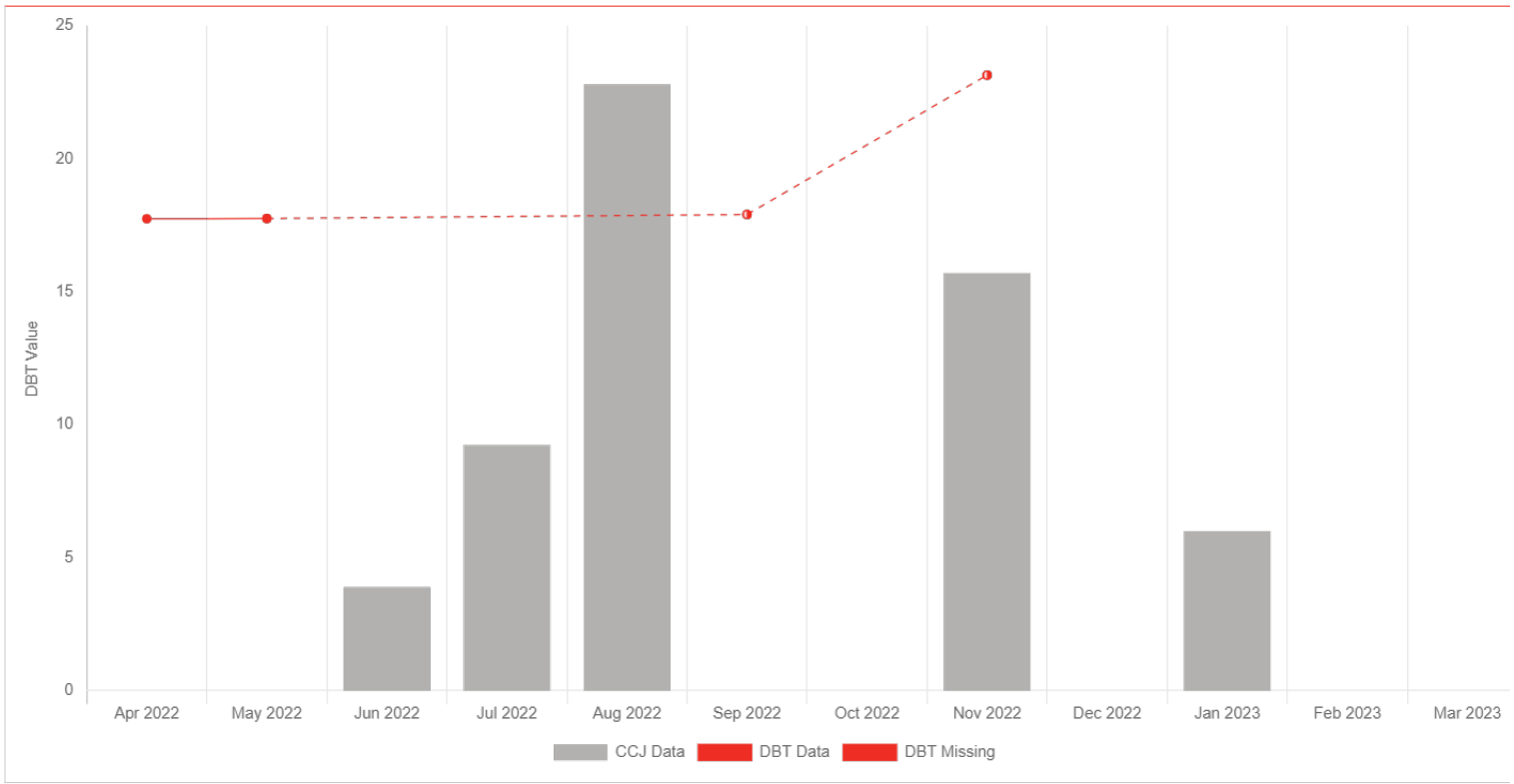


Get Connected! You can help Creditsafe improve payment reporting across the world by joining our payment information network

Share

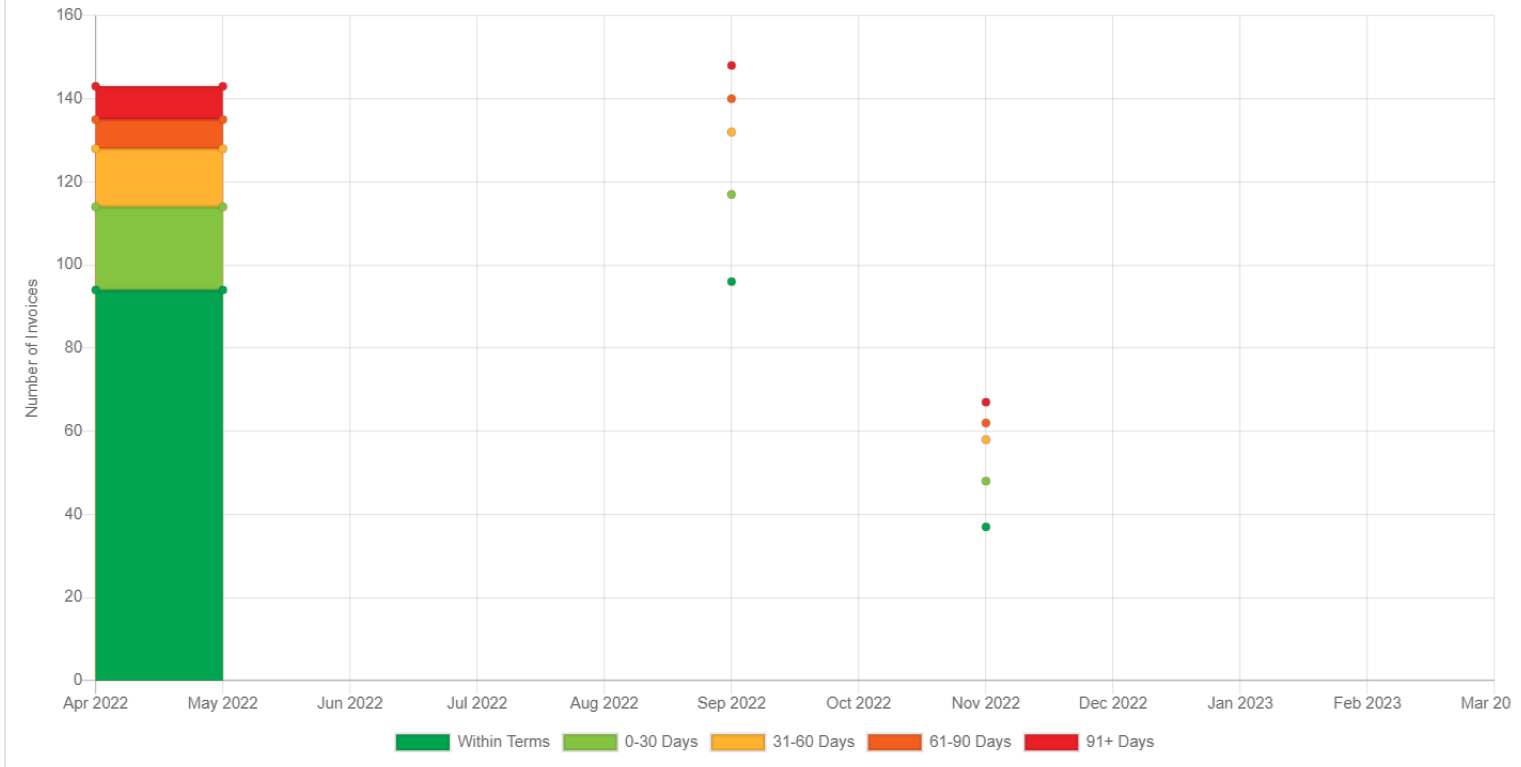
CCJ Data Trends

The CCJ Data Trends graph shows the amount of County Court Judgements and their value against the given company. This will allow you to easily assess the effects of a CCJ and what impact it may have on payment performance. This graph also shows the DBT data trends for comparison with the CCJ trends.



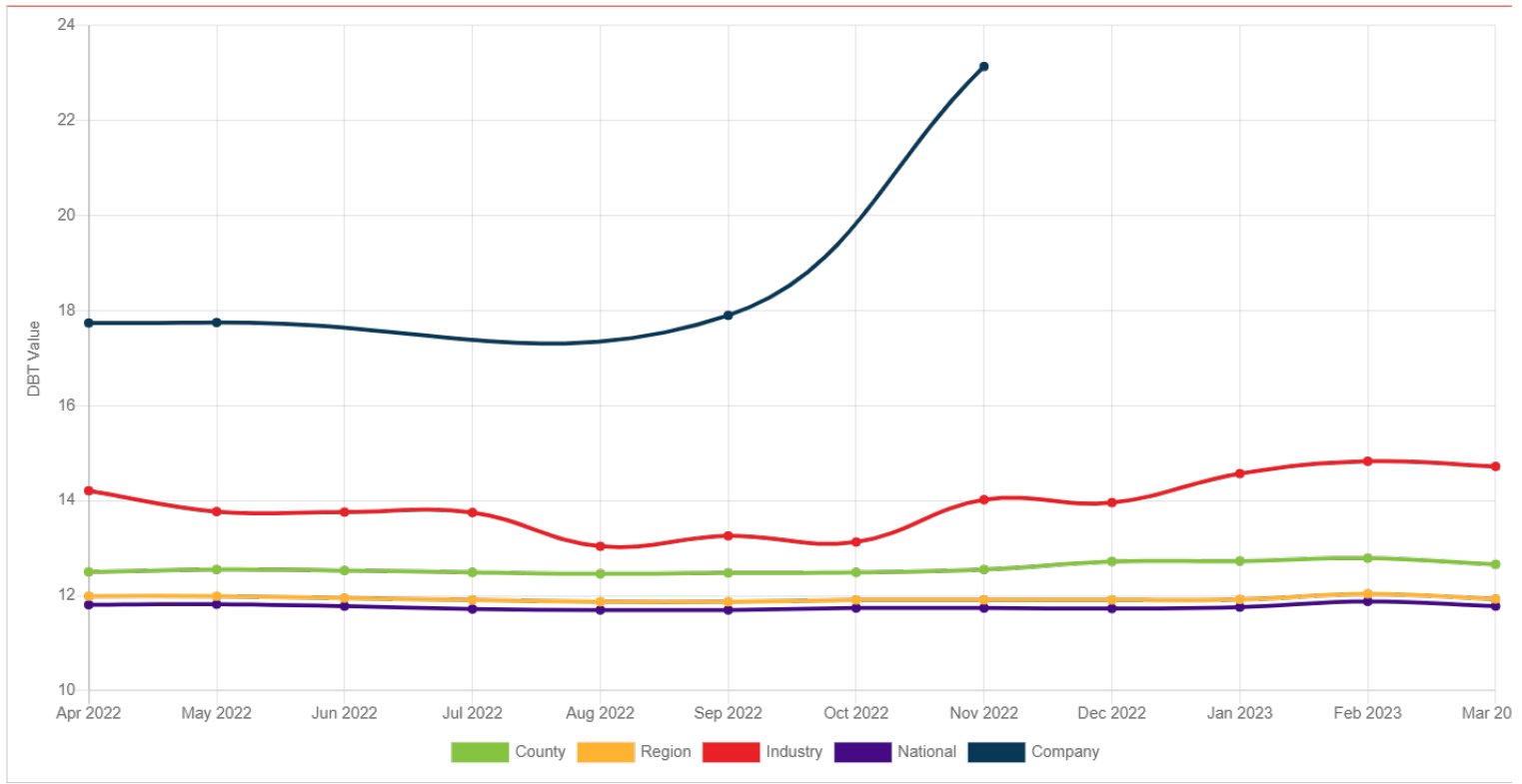
Accumulative Invoice Trends

The Accumulative Invoice Trends graph shows the invoice payment trends that a given company has over a period of time. This displays the current on-going payment performance of the company and the ability to predict future payment patterns. Areas that are marked as grey, indicate months where the invoice data for the company is missing. Instead, the averages of the two non-missing points is used instead.



Days Beyond Terms (DBT) Trends

This graph indicates the average Days Beyond Terms (DBT) the company itself takes to pay their invoices. This is also compared to the average DBT of companies in the same county, region and industry. The UK national average is included for your reference.



General Information

Charges

Charge Details

Mortgage Type	-	Date Charge Created	05/03/2021
Date Charge Registered	12/03/2021	Date Charge Satisfied	-
Status	OUTSTANDING		
Person(s) Entitled	THE GOVERNOR AND COMPANY OF THE BANK OF ENGLAND (SECURITY TRUSTEE FOR THE SECURITY BENEFICIARY)		
Amount Secured	-		
Details	CONTAINS FIXED CHARGE.CONTAINS NEGATIVEPLEDGE.		

Mortgage Type	-	Date Charge Created	03/06/2019
Date Charge Registered	19/06/2019	Date Charge Satisfied	-
Status	OUTSTANDING		
Person(s) Entitled	THE GOVERNOR AND COMPANY OF THE BANK OF ENGLAND AS SECURITY TRUSTEE FOR THE SECURITY BENEFICIAR		
Amount Secured	-		
Details	CONTAINS FIXED CHARGE.CONTAINS NEGATIVEPLEDGE.		

Mortgage Type	-	Date Charge Created	01/03/2019
Date Charge Registered	15/03/2019	Date Charge Satisfied	-
Status	OUTSTANDING		
Person(s) Entitled	THE GOVERNOR AND COMPANY OF THE BANK OF ENGLAND AS SECURITY TRUSTEE		

Amount Secured	-
Details	CONTAINS FIXED CHARGE. CONTAINS NEGATIVE PLEDGE.

Mortgage Type	-	Date Charge Created	01/03/2019
Date Charge Registered	15/03/2019	Date Charge Satisfied	16/07/2020
Status	SATISFIED		
Person(s) Entitled	THE GOVERNOR AND COMPANY OF THE BANK OF ENGLAND AS SECURITY TRUSTEE		
Amount Secured	-		
Details	CONTAINS FIXED CHARGE.CONTAINS NEGATIVEPLEDGE.		

Mortgage Type	-	Date Charge Created	08/03/2019
Date Charge Registered	13/03/2019	Date Charge Satisfied	04/11/2020
Status	SATISFIED		
Person(s) Entitled	THE GOVERNOR AND COMPANY OF THE BANK OF ENGLAND (SECURITY TRUSTEE FOR THE SECURITY BENEFICIARY)		
Amount Secured	-		
Details	CONTAINS FIXED CHARGE.CONTAINS NEGATIVEPLEDGE.		

Mortgage Type	-	Date Charge Created	01/03/2019
Date Charge Registered	13/03/2019	Date Charge Satisfied	-
Status	OUTSTANDING		
Person(s) Entitled	THE GOVERNOR AND COMPANY OF THE BANK OF ENGLAND AS SECURITY TRUSTEE		
Amount Secured	-		
Details	CONTAINS FIXED CHARGE. CONTAINS NEGATIVE PLEDGE.		

Mortgage Type	-	Date Charge Created	01/02/2019
Date Charge Registered	19/02/2019	Date Charge Satisfied	12/06/2019
Status	SATISFIED		
Person(s) Entitled	THE GOVERNOR AND COMPANY OF THE BANK OF ENGLAND AS SECURITY TRUSTEE		
Amount Secured	-		
Details	CONTAINS FIXED CHARGE.CONTAINS NEGATIVEPLEDGE.		

Mortgage Type	-	Date Charge Created	07/09/2018
Date Charge Registered	10/09/2018	Date Charge Satisfied	-
Status	OUTSTANDING		
Person(s) Entitled	GOLDMAN SACHS INTERNATIONAL		
Amount Secured	-		
Details	CONTAINS FIXED CHARGE. CONTAINS NEGATIVE PLEDGE.		

Mortgage Type	-	Date Charge Created	15/08/2018
Date Charge Registered	21/08/2018	Date Charge Satisfied	-
Status	OUTSTANDING		
Person(s) Entitled	DEUTSCHE BANK AKTIENGESELLSCHAFT		
Amount Secured	-		
Details	CONTAINS FIXED CHARGE. CONTAINS NEGATIVE PLEDGE.		

Mortgage Type	-	Date Charge Created	31/07/2018
Date Charge Registered	13/08/2018	Date Charge Satisfied	-
Status	OUTSTANDING		
Person(s) Entitled	J.P.MORGAN SECURITIES LLC		
Amount Secured	-		
Details	CONTAINS FIXED CHARGE. CONTAINS NEGATIVE PLEDGE. CHARGOR ACTING AS A BARE TRUSTEE FOR THE PROPERTY.		

Mortgage Type	-	Date Charge Created	11/05/2018
Date Charge Registered	25/05/2018	Date Charge Satisfied	-
Status	OUTSTANDING		
Person(s) Entitled	BNP PARIBAS		
Amount Secured	-		
Details	CONTAINS FIXED CHARGE. CONTAINS FLOATING CHARGE.		

Mortgage Type	-	Date Charge Created	08/03/2018
Date Charge Registered	12/03/2018	Date Charge Satisfied	-
Status	OUTSTANDING		
Person(s) Entitled	BILDURN (PROPERTIES) LIMITED		
Amount Secured	-		
Details	FREEHOLD PROPERTY AT MOORWELL ROAD, YADDLETHORPE SHOWN EDGED RED ON THE ATTACHED PLAN AND REGISTERED UNDER TITLE NUMBERHS201932 CONTAINS NEGATIVE PLEDGE.		

Mortgage Type	-	Date Charge Created	16/01/2018
Date Charge Registered	01/02/2018	Date Charge Satisfied	-
Status	OUTSTANDING		
Person(s) Entitled	MARSTON'S PLC		
Amount Secured	-		
Details	CONGLETON CRICKET, HOCKEY AND BOWLING CLUB AT BOOTH STREET, CONGLETON, CW12 4DGCONTAINS FIXED CHARGE. CONTAINS NEGATIVE PLEDGE.		

Mortgage Type	-	Date Charge Created	10/11/2017
Date Charge Registered	20/11/2017	Date Charge Satisfied	06/03/2019
Status	SATISFIED		
Person(s) Entitled	THE GOVERNOR AND COMPANY OF THE BANK OF ENGLAND (SECURITY TRUSTEE FOR THE SECURITY BENEFICIARIE		
Amount Secured	-		
Details	CONTAINS FIXED CHARGE. CONTAINS NEGATIVE PLEDGE.		

Mortgage Type	-	Date Charge Created	17/10/2017
Date Charge Registered	19/10/2017	Date Charge Satisfied	17/10/2018
Status	SATISFIED		
Person(s) Entitled	WELLS FARGO BANK, N.A., LONDON BRANCH (AND ITS SUCCESSORS IN TITLE AND PERMITTED TRANSFEREES)		
Amount Secured	-		
Details	CONTAINS FLOATING CHARGE. FLOATING CHARGE COVERS ALL THE PROPERTY OR UNDERTAKING OF THE COMPANY. CONTAINS NEGATIVE PLEDGE. CHARGOR ACTING AS A BARE TRUSTEE FOR THE PROPERTY.		

Mortgage Type	-	Date Charge Created	03/10/2017
Date Charge Registered	05/10/2017	Date Charge Satisfied	12/06/2019
Status	SATISFIED		
Person(s) Entitled	THE GOVERNOR & COMPANY OF THE BANK OF ENGLAND (AS SECURITY TRUSTEE)		
Amount Secured	-		
Details	CONTAINS FIXED CHARGE.CONTAINS NEGATIVEPLEDGE.		

Mortgage Type	-	Date Charge Created	18/09/2017
Date Charge Registered	25/09/2017	Date Charge Satisfied	-
Status	OUTSTANDING		
Person(s) Entitled	EUROCLEAR BANK SA/NV		
Amount Secured	-		
Details	CONTAINS FLOATING CHARGE. CONTAINS NEGATIVE PLEDGE.		

Mortgage Type	-	Date Charge Created	24/11/2016
Date Charge Registered	30/11/2016	Date Charge Satisfied	-
Status	OUTSTANDING		
Person(s) Entitled	ARCOS CAPITAL PARTNERS AB AS SECURITY TRUSTEE		
Amount Secured	-		
Details	CONTAINS FIXED CHARGE.		

Mortgage Type	-	Date Charge Created	21/09/2015
Date Charge Registered	29/09/2015	Date Charge Satisfied	11/06/2019
Status	SATISFIED		
Person(s) Entitled	THE GOVERNOR AND COMPANY OF THE BANK OF ENGLAND (SECURITY TRUSTEE FOR THE SECURITY BENEFICIARIE		
Amount Secured	-		
Details	CONTAINS FIXED CHARGE.CONTAINS NEGATIVEPLEDGE.		

Mortgage Type	-	Date Charge Created	16/12/2014
Date Charge Registered	19/12/2014	Date Charge Satisfied	-
Status	OUTSTANDING		
Person(s) Entitled	MEDITERRANEAN BANK PLC		
Amount Secured	-		
Details	NONE. CONTAINS FIXED CHARGE. CONTAINS NEGATIVE PLEDGE.		

Mortgage Type	-	Date Charge Created	20/08/2013
Date Charge Registered	05/09/2013	Date Charge Satisfied	-
Status	OUTSTANDING		
Person(s) Entitled	THE GOVERNOR AND COMPANY OF THE BANK OF ENGLAND (AS SECURITY TRUSTEE)		
Amount Secured	-		
Details	CONTAINS FIXED CHARGE. NOTIFICATION OF ADDITION TO OR AMENDMENT OF CHARGE.		

Mortgage Type	DEED OF CHARGE	Date Charge Created	08/01/2013
Date Charge Registered	10/01/2013	Date Charge Satisfied	-

Status	OUTSTANDING		
Person(s) Entitled	THE GOVERNOR AND COMPANY OF THE BANK OF ENGLAND (AS SECURITY TRUSTEE FOR THE SECURITY BENEFICIA		
Amount Secured	ALL MONIES DUE OR TO BECOME DUE FROM THE COMPANY TO ANY BENEFICIARY AND THE CHARGE ON ANY ACCOUNT WHATSOEVER UNDER THE TERMS OF THE AFOREMENTIONED INSTRUMENT CREATING OR EVIDENCING THE CHARGE		
Details	ALL RIGHTS AND INTEREST IN RESPECT OF ALL SECURITIES AND AMOUNTS STANDING TO THE CREDIT OF ITS SECURITIES ACCOUNT AND THE ENTITLEMENTS OR DEBTS, ITS SECURITIES ACCOUNT AND THE CREDIT BALANCE ON ITS CASH ACCOUNT SEE IMAGE FOR FULL DETAILS		

Mortgage Type	DEED OF SECURITY ASSIGNMENT	Date Charge Created	03/10/2012
Date Charge Registered	22/10/2012	Date Charge Satisfied	-
Status	OUTSTANDING		
Person(s) Entitled	THE ROYAL BANK OF SCOTLAND PLC		
Amount Secured	ALL SUMS DUE OR TO BECOME DUE UNDER THE TERMS OF THE AFOREMENTIONED INSTRUMENT CREATING OR EVIDENCING THE CHARGE		
Details	ALL RIGHTS TITLE AND INTEREST FROM TIME TO TIME IN TO AND UNDER THE RELEVANT OBLIGATIONS TOGETHER WITH ALL RELATED RIGHTS SEE IMAGE FOR FULL DETAILS		

Mortgage Type	DEED OF CHARGE	Date Charge Created	14/06/2012
Date Charge Registered	27/06/2012	Date Charge Satisfied	-
Status	OUTSTANDING		
Person(s) Entitled	THE GOVERNOR AND COMPANY OF THE BANK OF ENGLAND (AS SECURITY TRUSTEE FOR THE SECURITY BENEFICIA		
Amount Secured	ALL MONIES DUE OR TO BECOME DUE FROM THE COMPANY TO ANY BENEFICIARY AND THE SECURITY TRUSTEE AND/OR THE SETTLEMENT SERVICE PROVIDER ON ANY ACCOUNT WHATSOEVER UNDER THE TERMS OF THE AFOREMENTIONED INSTRUMENT CREATING OR EVIDENCING THE CHARGE		
Details	ALL SECURITIES AND AMOUNTS STANDING TO THE CREDIT OF ITS SECURITIES ACCOUNT AND THE ENTITLEMENTS OR DEBTS REPRESENTED BY THOSE CREDITS AND ITS SECURITIES ACCOUNT		

Mortgage Type	DEED OF CHARGE	Date Charge Created	14/06/2012
Date Charge Registered	03/07/2012	Date Charge Satisfied	-
Status	OUTSTANDING		
Person(s) Entitled	THE GOVERNOR AND COMPANY OF THE BANK OF ENGLAND (AS SECURITY TRUSTEE FOR THE SECURITY BENEFICIA		
Amount Secured	ALL MONIES DUE OR TO BECOME DUE FROM THE COMPANY TO ANY BENEFICIARY AND THE SECURITY TRUSTEE AND/OR THE SETTLEMENT SERVICE PROVIDER ON ANY ACCOUNT WHATSOEVER UNDER THE TERMS OF THE AFOREMENTIONED INSTRUMENT CREATING OR EVIDENCING THE CHARGE		
Details	ALL SECURITIES AND AMOUNTS STANDING TO THE CREDIT OF ITS SECURITIES ACCOUNT AND THE ENTITLEMENTS OF DEBTS REPRESENTED BY THOSE CREDITS AND ITS SECURITIES ACCOUNT		

We have provided only the first 25 rows of data, for more rows please visit our website or contact your account manager.

Trade Debtors

Trade Debtors / Bad Debt Detail

Total Documented Trade	Total Value of Documented Trade
------------------------	---------------------------------

223

£55,725,966

Company Name	Amount	Statement Date
Jota Aviation Ltd	£1,207,810	09/05/2022

Lee Walker Construction Ltd	£76,708	07/08/2020
Ace Trophies And Engraving Limited	£12,385	04/08/2020
The Kitchen Works Limited	£20,133	23/07/2020
The Kitchen Works Limited	£5,000	23/07/2020
Wilstow Limited	£164,209	07/07/2020
Atkinson Peck Limited	£50,000	30/06/2020
Jones Signatures (Eastbourne) Limited	£6,600	26/06/2020
Darlingtons Solicitors Llp	£199,085	21/05/2020
A R W Specialist Building Contractors Limited	£276,090	20/05/2020
Online Shopping Services (UK) Limited	£22,913	14/05/2020
Hereward Roofing Limited	£34,200	11/05/2020
Seaport Logistics Services Limited	£4,436	22/04/2020
Fone Doctor Limited	£35,820	07/04/2020
Fairoaks (Building Services) Limited	£973	23/03/2020
Westgate Leisure Services Limited	£118,102	02/03/2020
Bistro Noir Limited	£50,832	28/02/2020
Pickles Printing Company Limited	£42,000	14/02/2020
T W Construct Limited	£540	07/02/2020
Trinity House Management Services Limited	£7,724	04/02/2020
Mosaic Marketing & Promotions Limited	£10,735	03/02/2020
Mosaic Marketing & Promotions Limited	£20,300	03/02/2020
Mosaic Marketing & Promotions Limited	£26,203	03/02/2020
Abbey Systems Ltd	£153,095	15/10/2019
Firlawn Nursing Home Limited	£5,444,597	27/09/2019

We have provided only the first 25 rows of data, for more rows please visit our website or contact your account manager.