



(GB) SCHUH LIMITED

UK07232185

Risk Score	International Score	Credit Limit	Contract Limit	Status	DBT	Industry DBT	Compliance Alerts
51	B	£500,000	£21,000,000	Active	14.11	17	3 Alerts

## Summary

### Company Information

#### Key Information

Company Number	SC125327
Company Name	SCHUH LIMITED
Company Status	Active - Accounts Filed
Incorporation Date	31/05/1990
Company Type	Private limited with Share Capital
VAT Number	<a href="#">GB847676963</a>
SIC07 Code	47721
SIC07 Description	Retail sale of footwear in specialised stores

#### Contact Information

Address:	1 NEILSON SQUARE, DEANS INDUSTRIAL ESTATE, LIVINGSTON, EH54 8RQ <a href="#">view on map</a>
Website:	<a href="http://www.schuh.co.uk">www.schuh.co.uk</a>
Telephone Number:	01506460250      TPS    N :
Trading Address:	Unit 1, Neilson Square, Deans Industrial Estate, Deans, Livingston, West Lothian, EH54 8RQ <a href="#">View More</a>

#### Additional Information

FTSE Index	-	Filing Date Of Accounts	29/01/2022
Share Capital	£206,492	Charity Number	-
Currency	GBP	Safe Number	UK07232185
Principal Activity	A group engaged in the sale of footwear through its chain of retail stores, from concession operations, and via on line activities.	Accountant	-
Charges	24 <a href="#">Show more</a>	Trade Debtors	Yes <a href="#">Show more</a>
Land Registry	79 <a href="#">Show more</a>	Trade Creditors	No

#### CCJ Summary

No CCJ information to display

#### Ultimate Holding Company

Company Name	Country	Safe Number	Company Number	Latest Key Financials	Score	Limit	Turnover
GENESCO INC	(US)	US105766162	12686	30/04/2022	● 83	\$16,900,000	\$2,422,084,000

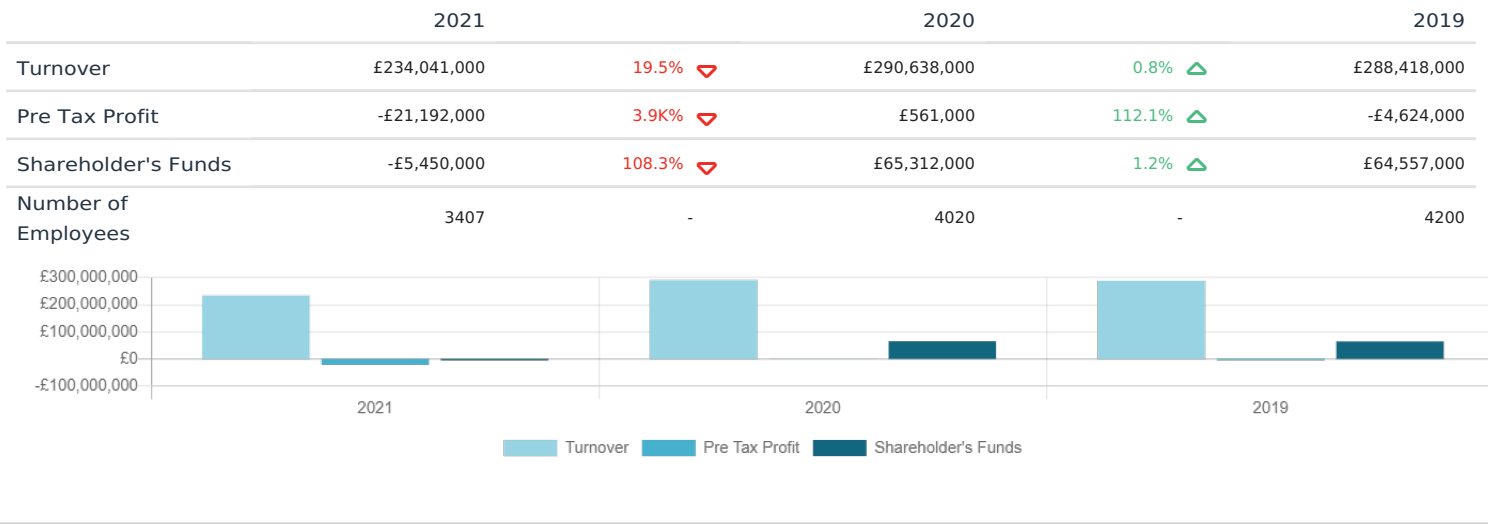
We've discovered 39 companies in this company's Creditsafe Linkages Data across 6

countries.

[View Linkages](#)

[View Group](#)

### Key Financials



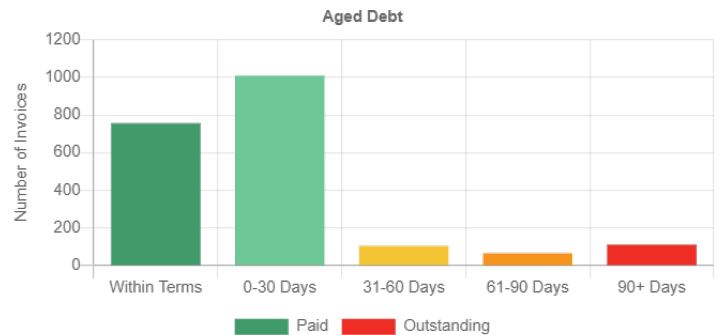
### Payment Information Summary

#### Invoice Data

Average Invoice Value	£13,132.4
Invoices Available	2041
Paid	2037
Outstanding	4

Trade Payment Data is real life payment experiences gathered from selected third party partners big and small who send us trade payment information on their complete sales ledger.

The Age of Debt Graph highlights the current Age of Debt of a given company. The graph is separated into 5 categories. Generally, Within Terms and 0-30 days are a reasonable time for a company to pay their invoices and showcases good invoice payment whereas anything beyond that is indicative of poor invoice payment.



Share your risk intelligence with over 13,000 Creditsafe contributors and create your Trade Payment story

[Share More](#)

### Commentary

- This company has been treated as a Large company in terms of the score/limit that has been generated.
- ⊕ This company's latest Pre-tax Profit figure shows a loss for the trading period.
- ⊕ This company has a high amount of capital available for re-investment.
- ⊕ The latest accounts show a negative Equity position.
- This company has made late payments on a low percentage of invoices.

### Enquiries Summary

Latest Enquiry Date

11/08/2

Avg Reports per Month

Enquiries (Past 3 Months)

Enquiries (Past 6 Months)

Enquiries (Past 9 Months)

Enquiries (Past 12 Months)

2

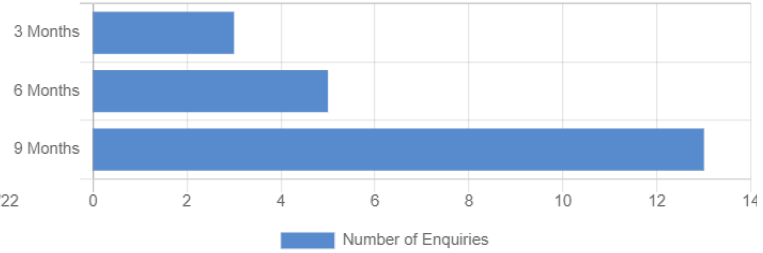
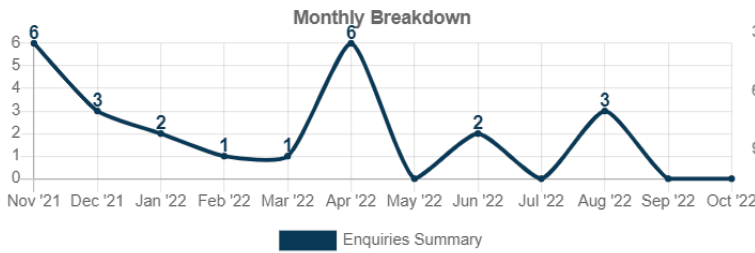
2

3

5

13

24



## Trading Address

### Trading Address Details

Address	Telephone Number	TPS
1 Grapes Lane Lanes Shopping Centre, Carlisle, Cumbria, CA3 8NH	01228 809555	N
110 130 Main Street, Bangor, Co Down, BT20 4AG	-	-
112-114 Argyle Street, Glasgow, Lanarkshire, G2 8BH	0141 5306980	N
119 Commercial Road, Portsmouth, Hampshire, PO1 1BU	023 92987560	N
137 Peascod Street, Windsor, Berkshire, SL4 1DS	01753 378204	N
138 Regent Crescent The Trafford Ce, The Trafford Centre, Manchester, M17 8AP	0161 6603778	N
141 New Street, Birmingham, West Midlands, B2 4NS	-	-
142-144 The Mall, Luton, Bedfordshire, LU1 2TJ	-	-
15-19 High Street, Chelmsford, Essex, CM1 1BE	01245 204067	N
16 18 Park Street, Walsall, West Midlands, WS1 1NG	-	-
69 Broadway, Bexleyheath, Kent, DA6 7JN	020 37703025	N
42 The Parade, Swindon, Wiltshire, SN1 1BA	01793 230630	N
42-44 Commercial Road West Cliff, Bournemouth, Dorset, BH2 5LP	01202 375099	N
43-45 Union Street, Glasgow, Lanarkshire, G1 3RB	-	-
45 Grafton Centre, Cambridge, Cambridgeshire, CB1 1PS	-	-
49 High Street Meadowhall Centre, Sheffield, South Yorkshire, S9 1EN	0114 2998509	N
51 Parkway Shopping Centre East Gat, Newbury, Berkshire, RG14 1AY	01635 285993	N
54 Broad Street, Reading, Berkshire, RG1 2AF	0118 3913865	N
59-61 Church Street, Liverpool, Merseyside, L1 1DE	0151 9092742	N
59a-59b Clarence Street, Kingston-upon-thames, Surrey, KT1 1RB	020 34689511	N
6 Whitefriars Street, Canterbury, Kent, CT1 2TD	-	-
Unit 19e Teesside Retail Park, Goodwood Square, Teesside Park, Stockton-on-tees, Cleveland, TS17 7BT	01642 924875	N

Unit 18, St Marys Arcade, The Quadrant, Swansea, West Glamorgan, SA1 3QW	01792 825749	N
Unit 18 Grand Arcade, Crompton Street, Wigan, Lancashire, WN1 1BH	01942 410639	N
Unit 196-A St Davids Centre, Grand Arcade, Cardiff, South Glamorgan, CF10 2EL	029 20008613	N

We have provided only the first 25 rows of data, for more rows please visit our website or contact your account manager.

## SIC07/SIC03

### Additional SIC Codes






SIC07 Code	47721	SIC07 Description	Retail sale of footwear in specialised stores
SIC03 Code	5243	SIC03 Description	Retail of footwear & leather goods

## Score/Limit




### Summary Information

Score	51	Change Date	06/02/2022
Limit	£500,000	Change Date	06/02/2022

### Financials Filed / Established

Score	Description
 71-100	Very Low Risk
 51-70	Low Risk
 30-50	Moderate Risk
 21-29	High Risk
 1-20	Very High Risk
<b>Not Scored</b>	Please see report for description

### Newly Incorporated

Score	Description
 51-100	Low Risk
 30-50	Moderate Risk
 1-29	Caution - High Risk
<b>Not Scored</b>	Please see report for description

### International Score Explanation

International Score	Description
---------------------	-------------

●	A	Very Low Risk
●	B	Low Risk
●	C	Moderate Risk
●	D	High Risk
●	E	Not Scored

## Directors/Shareholders

### Directors/Shareholders

#### Directors/Shareholders Summary

Current Directors	6	Current Secretaries	1
Previous Directors/Company Secretaries	19	Person's With Significant Control	1

#### Current Directors

Title	Mr	Function	Director
Name	<a href="#">Scott Eric Becker</a>	Nationality	American
Date of Birth	09/1967	Present Appointments	1
Latest Address	1 Neilson Square, Deans Industrial Estate, Livingston	Appointment Date	16/06/2020
Postcode	EH54 8RQ	Occupation	-

[View Director Report](#)
[View Consumer Report](#)
[View AML Report](#)
[View Trace Report](#)
[View Compliance Report](#)

Title	Mr	Function	Director
Name	<a href="#">Parag Desai</a>	Nationality	American
Date of Birth	09/1974	Present Appointments	4
Latest Address	1 Neilson Square, Deans Industrial Estate, Livingston	Appointment Date	01/02/2018
Postcode	EH54 8RQ	Occupation	SENIOR VICE-PRESIDENT

[View Director Report](#)
[View Consumer Report](#)
[View AML Report](#)
[View Trace Report](#)
[View Compliance Report](#)

Title	Mr	Function	Director
Name	<a href="#">David McLennan Gillan-Reid</a>	Nationality	British
Date of Birth	05/1970	Present Appointments	3
Latest Address	1 Neilson Square, Deans Industrial Estate, Livingston	Appointment Date	29/06/2016
Postcode	EH54 8RQ	Occupation	MANAGEMENT ACCOUNTANT

[View Director Report](#)
[View Consumer Report](#)
[View AML Report](#)
[View Trace Report](#)
[View Compliance Report](#)

Title	Ms	Function	Director
Name	<a href="#">Mimi Eckel Vaughn</a>	Nationality	American

Date of Birth	04/1966	Present Appointments	4
Latest Address	1 Neilson Square, Deans Industrial Estate, Livingston	Appointment Date	01/02/2015
Postcode	EH54 8RQ	Occupation	CHIEF FINANCIAL OFFICER
<a href="#">View Director Report</a>		<a href="#">View Consumer Report</a>	
<a href="#">View AML Report</a>		<a href="#">View Trace Report</a>	
<a href="#">View Compliance Report</a>			

Title	Mr	Function	Director
Name	<u>Kenneth Ball</u>	Nationality	British
Date of Birth	05/1965	Present Appointments	1
Latest Address	1 Neilson Square 1 Neilson Square, Deans Industrial Estate, Deans, Livingston	Appointment Date	30/09/2005
Postcode	EH54 8RQ	Occupation	IT DIRECTOR
<a href="#">View Director Report</a>		<a href="#">View Consumer Report</a>	
<a href="#">View AML Report</a>		<a href="#">View Trace Report</a>	
<a href="#">View Compliance Report</a>			

Title	Mr	Function	Director
Name	<u>Colin Temple</u>	Nationality	British
Date of Birth	10/1962	Present Appointments	7
Latest Address	1 Neilson Square, Deans Industrial Estate, Livingston	Appointment Date	06/08/1998
Postcode	EH54 8RQ	Occupation	COMPANY DIRECTOR
<a href="#">View Director Report</a>		<a href="#">View Consumer Report</a>	
<a href="#">View AML Report</a>		<a href="#">View Trace Report</a>	
<a href="#">View Compliance Report</a>			

### Current Company Secretary

Title	Mr	Function	Company Secretary
Name	<u>David McLennan Gillan-Reid</u>	Nationality	-
Date of Birth	-	Present Appointments	1
Latest Address	1 Neilson Square, Deans Industrial Estate, Livingston	Appointment Date	22/09/2016
Postcode	EH54 8RQ	Occupation	-
<a href="#">View Director Report</a>		<a href="#">View Consumer Report</a>	
<a href="#">View AML Report</a>		<a href="#">View Trace Report</a>	
<a href="#">View Compliance Report</a>			

### Top Shareholders

Name	Currency	Share Count	Share Type	Nominal Value	% of Share Count
SCHUH HOLDINGS LIMITED	GBP	133,492	ORDINARY	1	72.75
SCHUH HOLDINGS LIMITED	GBP	50,000	ORDINARY B	1.46	27.25

### PSC

#### PSC Summary

● Active
 ● Ceased
 ● Total

Persons with Significant Control	1	0	1
Protected Persons with Significant Control	0	0	0
Statements	0	0	0

### Active Persons With Significant Control

Name	Genesco UK Limited	Kind	Corporate Entity With Significant Control
Address	5, New Street Square, London, EC4A 3TW England	Notified On	06/04/2016
Post Code	EC4A 3TW	Legal Form	Limited Company
Authority	Companies Act 2006	Place Registered	Companies House England
Country Registered	England	Registration Number	07667223
Nature Of Control	<ul style="list-style-type: none"> <li>· Ownership of shares - above 75%</li> <li>· Ownership of voting rights - above 75%</li> </ul>		

### Ceased Persons With Significant Control

No Ceased Persons With Significant Control To Display

### Active Protected Persons With Significant Control

There are no Active Protected Persons With Significant Control to display

### Ceased Protected Persons With Significant Control

There are no Ceased Protected Persons With Significant Control to display

### Active Statements

No Active Statements to Display

### Ceased Statements

No Ceased Statements to Display

## Previous Directors/Company Secretaries

### Directors/Shareholders Summary

Current Directors	6	Current Secretaries	1
Previous Directors/Company Secretaries	19	Person's With Significant Control	1

### Previous Directors

Name	● Current Active Appointments	● Previous Directorships	● Dissolved Directorships
<a href="#">David Deas Stevenson</a>	10	61	57

<a href="#">Terence Beverley Racionzer</a>	0	5	4
<a href="#">Terence Beverley Racionzer</a>	0	5	4
<a href="#">Alexander Thomas Alexander</a>	2	4	2
<a href="#">Paul Alexander Gill</a>	0	2	1
<a href="#">Michael Gollgly</a>	0	1	6
<a href="#">Robert Bruce Wood</a>	4	13	36
<a href="#">Thomas Joseph Lynch</a>	0	2	0
<a href="#">Callum MacLure</a>	0	4	15
<a href="#">Callum MacLure</a>	0	4	15
<a href="#">Lyn Newell Ferguson</a>	0	3	1
<a href="#">Mark Crutchley</a>	2	5	1
<a href="#">Mark Crutchley</a>	2	5	1
<a href="#">David Spencer</a>	0	1	0
<a href="#">Hugh Craig Bowman</a>	0	7	59
<a href="#">MORTON FRASER SECRETARIES</a>	2	82	276
<a href="#">James Estepa</a>	0	3	1
<a href="#">James Singleton Gulmi</a>	0	5	2
<a href="#">Robert Dennis</a>	0	3	1

## Financials

### Profit & Loss

	30/01/2021		01/02/2020		02/02/2019		03/02/2018		28/01/2017
Weeks	52		52		52		53		52
Currency	GBP		GBP		GBP		GBP		GBP
Consolidated A/Cs	Yes		Yes		Yes		Yes		Yes
<b>Turnover</b>	£234,041,000	19.5% ▼	£290,638,000	0.8% ▲	£288,418,000	6.5% ▼	£308,511,000	9.8% ▲	£280,936,000
<b>Export</b>	£10,726,000	55.2% ▼	£23,937,000	13.2% ▼	£27,585,000	10.5% ▼	£30,832,000	-	-
<b>Cost of Sales</b>	£228,616,000	13.7% ▼	£264,808,000	0.2% ▼	£265,421,000	0.9% ▼	£267,846,000	10.3% ▲	£242,827,000
<b>Gross Profit</b>	£5,425,000	79.0% ▼	£25,830,000	12.3% ▲	£22,997,000	43.4% ▼	£40,665,000	6.7% ▲	£38,109,000
<b>Wages &amp; Salaries</b>	£33,841,000	27.9% ▼	£46,938,000	3.0% ▲	£45,569,000	0.1% ▲	£45,513,000	8.3% ▲	£42,023,000
<b>Directors Emoluments</b>	£680,000	28.5% ▼	£951,000	6.8% ▼	£1,020,000	8.4% ▲	£941,000	3.0% ▲	£914,000
<b>Operating Profit</b>	-	-	-	-	-	-	-	-	-
<b>Depreciation</b>	£6,451,000	15.9% ▼	£7,671,000	25.8% ▼	£10,345,000	2.6% ▲	£10,078,000	9.7% ▲	£9,189,000
<b>Audit Fees</b>	£80,000	0.0%	£80,000	0.0%	£80,000	0.0%	£80,000	15.9% ▲	£69,000



<b>Interest Payments</b>	£1,777,000	339.9% <span style="color: green;">▲</span>	£404,000	32.1% <span style="color: red;">▼</span>	£595,000	6.7% <span style="color: red;">▼</span>	£638,000	20.1% <span style="color: red;">▼</span>	£798,000
<b>Pre Tax Profit</b>	-£21,192,000	3.9K% <span style="color: red;">▼</span>	£561,000	112.1% <span style="color: green;">▲</span>	-£4,624,000	132.1% <span style="color: red;">▼</span>	£14,387,000	8.9% <span style="color: red;">▼</span>	£15,800,000
<b>Taxation</b>	£65,000	1.2K% <span style="color: green;">▲</span>	-£6,000	100.6% <span style="color: red;">▼</span>	£958,000	163.6% <span style="color: green;">▲</span>	-£1,507,000	38.1% <span style="color: green;">▲</span>	-£2,433,000
<b>Profit After Tax</b>	-£21,127,000	3.9K% <span style="color: red;">▼</span>	£555,000	115.1% <span style="color: green;">▲</span>	-£3,666,000	128.5% <span style="color: red;">▼</span>	£12,880,000	3.6% <span style="color: red;">▼</span>	£13,367,000
<b>Dividends Payable</b>	£275,000	-	-	-	-	-	-	-	-
<b>Retained Profit</b>	-£21,402,000	4.0K% <span style="color: red;">▼</span>	£555,000	115.1% <span style="color: green;">▲</span>	-£3,666,000	128.5% <span style="color: red;">▼</span>	£12,880,000	3.6% <span style="color: red;">▼</span>	£13,367,000

## Balance Sheet

	30/01/2021		01/02/2020		02/02/2019		03/02/2018		28/01/2017
<b>Tangible Assets</b>	£21,832,000	26.7% <span style="color: red;">▼</span>	£29,772,000	14.7% <span style="color: red;">▼</span>	£34,883,000	16.9% <span style="color: red;">▼</span>	£41,955,000	3.1% <span style="color: red;">▼</span>	£43,297,000
<b>Intangible Assets</b>	£1,044,000	23.8% <span style="color: red;">▼</span>	£1,370,000	20.0% <span style="color: red;">▼</span>	£1,713,000	17.6% <span style="color: red;">▼</span>	£2,078,000	14.1% <span style="color: green;">▲</span>	£1,821,000
<b>Total Fixed Assets</b>	<b>£22,876,000</b>	26.5% <span style="color: red;">▼</span>	<b>£31,142,000</b>	14.9% <span style="color: red;">▼</span>	<b>£36,596,000</b>	16.9% <span style="color: red;">▼</span>	<b>£44,033,000</b>	2.4% <span style="color: red;">▼</span>	<b>£45,118,000</b>
<b>Stock</b>	£30,742,000	23.2% <span style="color: red;">▼</span>	£40,020,000	15.0% <span style="color: green;">▲</span>	£34,788,000	6.3% <span style="color: red;">▼</span>	£37,108,000	7.5% <span style="color: green;">▲</span>	£34,510,000
<b>Trade Debtors</b>	£3,472,000	14.2% <span style="color: green;">▲</span>	£3,041,000	24.6% <span style="color: green;">▲</span>	£2,440,000	9.7% <span style="color: red;">▼</span>	£2,701,000	15.2% <span style="color: red;">▼</span>	£3,184,000
<b>Other Debtors</b>	£27,649,000	4.3% <span style="color: red;">▼</span>	£28,887,000	73.1% <span style="color: green;">▲</span>	£16,685,000	34.6% <span style="color: red;">▼</span>	£25,529,000	91.5% <span style="color: green;">▲</span>	£13,331,000
<b>Cash</b>	£14,964,000	255.7% <span style="color: green;">▲</span>	£4,207,000	70.5% <span style="color: red;">▼</span>	£14,266,000	1.8% <span style="color: green;">▲</span>	£14,014,000	18.1% <span style="color: red;">▼</span>	£17,117,000
<b>Miscellaneous Current Assets</b>	£2,000	-	-	-	-	-	-	-	-
<b>Total Current Assets</b>	<b>£76,829,000</b>	0.9% <span style="color: green;">▲</span>	<b>£76,155,000</b>	4.1% <span style="color: red;">▼</span>	<b>£79,417,000</b>	0.1% <span style="color: green;">▲</span>	<b>£79,352,000</b>	16.5% <span style="color: green;">▲</span>	<b>£68,142,000</b>
<b>Trade Creditors</b>	£20,465,000	72.5% <span style="color: green;">▲</span>	£11,862,000	5.5% <span style="color: red;">▼</span>	£12,556,000	15.7% <span style="color: red;">▼</span>	£14,898,000	17.2% <span style="color: green;">▲</span>	£12,715,000
<b>Bank Loans &amp; Overdrafts</b>	-	-	-	100.0% <span style="color: red;">▼</span>	£6,875,000	450.0% <span style="color: green;">▲</span>	£1,250,000	20.0% <span style="color: red;">▼</span>	£1,563,000
<b>Other Short Term Finance</b>	£2,191,000	149.0% <span style="color: green;">▲</span>	£880,000	69.2% <span style="color: green;">▲</span>	£520,000	6.6% <span style="color: green;">▲</span>	£488,000	41.8% <span style="color: red;">▼</span>	£838,000
<b>Miscellaneous Current Liabilities</b>	£22,280,000	17.5% <span style="color: red;">▼</span>	£26,993,000	6.9% <span style="color: green;">▲</span>	£25,244,000	53.0% <span style="color: green;">▲</span>	£16,500,000	4.2% <span style="color: red;">▼</span>	£17,222,000
<b>Total Current Liabilities</b>	<b>£44,936,000</b>	13.1% <span style="color: green;">▲</span>	<b>£39,735,000</b>	12.1% <span style="color: red;">▼</span>	<b>£45,195,000</b>	36.4% <span style="color: green;">▲</span>	<b>£33,136,000</b>	2.5% <span style="color: green;">▲</span>	<b>£32,338,000</b>
<b>Bank Loans &amp; Overdrafts LTL</b>	£60,219,000	2.6K% <span style="color: green;">▲</span>	£2,250,000	82.9% <span style="color: red;">▼</span>	£13,136,000	44.5% <span style="color: red;">▼</span>	£23,662,000	15.0% <span style="color: red;">▼</span>	£27,833,000
<b>Other Long Term Finance</b>	£50,000,000	-	-	-	-	-	-	-	-
<b>Total Long Term Liabilities</b>	<b>£60,219,000</b>	2.6K% <span style="color: green;">▲</span>	<b>£2,250,000</b>	64.1% <span style="color: red;">▼</span>	<b>£6,261,000</b>	72.1% <span style="color: red;">▼</span>	<b>£22,412,000</b>	14.7% <span style="color: red;">▼</span>	<b>£26,270,000</b>

## Capital & Reserves

	30/01/2021		01/02/2020		02/02/2019		03/02/2018		28/01/2017
<b>Called Up Share Capital</b>	£206,000	0.0%	£206,000	0.0%	£206,000	0.0%	£206,000	0.0%	£206,000
<b>P &amp; L Account Reserve</b>	-£7,890,000	112.5% ▼	£63,147,000	0.8% ▲	£62,673,000	5.5% ▼	£66,337,000	24.1% ▲	£53,451,000
<b>Revaluation Reserve</b>	£212,000	0.0%	£212,000	0.0%	£212,000	0.0%	£212,000	0.0%	£212,000
<b>Sundry Reserves</b>	£2,022,000	15.7% ▲	£1,747,000	19.2% ▲	£1,466,000	35.5% ▲	£1,082,000	38.2% ▲	£783,000
<b>Shareholder Funds</b>	<b>-£5,450,000</b>	<b>108.3% ▼</b>	<b>£65,312,000</b>	<b>1.2% ▲</b>	<b>£64,557,000</b>	<b>4.8% ▼</b>	<b>£67,837,000</b>	<b>24.1% ▲</b>	<b>£54,652,000</b>

## Other Financial Items

	30/01/2021		01/02/2020		02/02/2019		03/02/2018		28/01/2017
<b>Net Worth</b>	<b>-£6,494,000</b>	<b>110.2% ▼</b>	<b>£63,942,000</b>	<b>1.7% ▲</b>	<b>£62,844,000</b>	<b>4.4% ▼</b>	<b>£65,759,000</b>	<b>24.5% ▲</b>	<b>£52,831,000</b>
<b>Working Capital</b>	<b>£31,893,000</b>	<b>12.4% ▼</b>	<b>£36,420,000</b>	<b>6.4% ▲</b>	<b>£34,222,000</b>	<b>26.0% ▼</b>	<b>£46,216,000</b>	<b>29.1% ▲</b>	<b>£35,804,000</b>
<b>Total Assets</b>	<b>£99,705,000</b>	<b>7.1% ▼</b>	<b>£107,297,000</b>	<b>7.5% ▼</b>	<b>£116,013,000</b>	<b>6.0% ▼</b>	<b>£123,385,000</b>	<b>8.9% ▲</b>	<b>£113,260,000</b>
<b>Total Liabilities</b>	<b>£105,155,000</b>	<b>150.5% ▲</b>	<b>£41,985,000</b>	<b>18.4% ▼</b>	<b>£51,456,000</b>	<b>7.4% ▼</b>	<b>£55,548,000</b>	<b>5.2% ▼</b>	<b>£58,608,000</b>
<b>Net Assets</b>	<b>-£5,450,000</b>	<b>108.3% ▼</b>	<b>£65,312,000</b>	<b>1.2% ▲</b>	<b>£64,557,000</b>	<b>4.8% ▼</b>	<b>£67,837,000</b>	<b>24.1% ▲</b>	<b>£54,652,000</b>

## Cashflow

	30/01/2021		01/02/2020		02/02/2019		03/02/2018		28/01/2017
<b>Net Cashflow from Operations</b>	£14,124,000	962.0% ▲	£1,330,000	91.8% ▼	£16,231,000	1.8% ▲	£15,948,000	0.2% ▲	£15,918,000
<b>Net Cashflow before Financing</b>	£10,693,000	442.8% ▲	-£3,119,000	148.2% ▼	£6,468,000	65.9% ▲	£3,898,000	37.3% ▼	£6,217,000
<b>Net Cashflow from Financing</b>	-	100.0% ▲	-£6,875,000	10.4% ▼	-£6,228,000	9.8% ▲	-£6,902,000	4.0% ▲	-£7,191,000
<b>Increase in Cash</b>	£10,693,000	207.0% ▲	-£9,994,000	4.3K% ▼	£240,000	108.0% ▲	-£3,004,000	208.4% ▼	-£974,000

## Miscellaneous

	30/01/2021		01/02/2020		02/02/2019		03/02/2018		28/01/2017
<b>Contingent Liabilities</b>	No	-	No	-	No	-	No	-	Yes
<b>Capital Employed</b>	£54,769,000	18.9% ▼	£67,562,000	4.6% ▼	£70,818,000	21.5% ▼	£90,249,000	11.5% ▲	£80,922,000
<b>Number of Employees</b>	3407	-	4020	-	4200	-	4119	-	4059
Accountants	-								
Auditor	ERNST & YOUNG LLP								

Auditor Comments	The audit report contains no adverse comments
Bankers	LLOYDS BANK
Bank Branch Code	80-20-19

## Ratios

Date of Accounts	30/01/2021	01/02/2020	02/02/2019	03/02/2018	28/01/2017
<b>Pre-tax profit margin %</b>	-9.05	0.19	-1.6	4.66	5.62
<b>Current Ratio</b>	1.71	1.92	1.76	2.39	2.11
<b>Sales/NetWorking Capital</b>	7.34	7.98	8.43	6.68	7.85
<b>Gearing %</b>	-1104.9	3.4	20.3	34.9	50.9
<b>Equity in %</b>	-5.5	61.7	56.5	55.9	49
<b>Creditor Days</b>	31.82	14.85	15.84	17.91	16.47
<b>Debtor Days</b>	5.39	3.8	3.07	3.24	4.12
<b>Liquidity/Acid Test</b>	1.02	0.9	0.98	1.27	1.04
<b>Return On Capital Employed %</b>	-38.69	0.83	-6.52	15.94	19.52
<b>Return On Total Assets Employed %</b>	-21.25	0.52	-3.98	11.66	13.95
<b>Current Debt Ratio</b>	-8.24	0.6	0.7	0.48	0.59
<b>Total Debt Ratio</b>	-19.29	0.64	0.79	0.81	1.07
<b>Stock Turnover Ratio %</b>	13.13	13.76	12.06	12.02	12.28
<b>Return On Net Assets Employed %</b>	388.84	0.85	-7.16	21.2	28.91

## Event History

### Report Notes

You have no notes

### Status History

No Status History information to display

### Event History

Date	Description
04/06/2022	Confirmation Statement
05/02/2022	New Accounts Filed
05/02/2022	New Accounts Filed
02/06/2021	Confirmation Statement
08/02/2021	New Accounts Filed

08/02/2021	New Accounts Filed
29/06/2020	Mr R. Dennis has left the board
18/06/2020	New Board Member Mr S.E. Becker appointed
05/06/2020	Confirmation Statement
01/11/2019	Payment Data Update Received
31/10/2019	New Accounts Filed
31/10/2019	New Accounts Filed
22/06/2019	Payment Data Update Received
06/06/2019	Confirmation Statement
11/03/2019	Mr D. Spencer has left the board

## Previous Company Names

Date Changed	Previous Name
04/09/1990	YORK PLACE (NO. 121) LIMITED

## Score History

Date	Score	Description
06/02/2022	51	Low Risk
19/11/2021	72	Very Low Risk
16/11/2021	Not Scored	Financial Statements too old
09/02/2021	72	Very Low Risk
06/12/2019	81	Very Low Risk
01/11/2019	58	Low Risk
22/06/2019	79	Very Low Risk
29/10/2018	78	Very Low Risk
14/06/2017	78	Very Low Risk
21/09/2016	78	Very Low Risk

## Limit History

Date	Limit
06/02/2022	£500,000
19/11/2021	£4,400,000
16/11/2021	£0
09/02/2021	£4,400,000
06/12/2019	£5,750,000
01/11/2019	£3,100,000
22/06/2019	£6,000,000
29/10/2018	£5,950,000

14/06/2017 £4,700,000

21/09/2016 £3,550,000

## Group Structure

### Group Structure

#### Group Structure Statistics

Group 24 companies in 5 countries

Linkages 39 companies in 6 countries

























#### Group Structure Summary

Holding Company (GB)SCHUH (HOLDINGS) LIMITED

Ownership Status Wholly Owned

Ultimate Holding Company (US)GENESCO INC

### Group Structure

Company Name		Safe Number	Registered Number	Latest Key Financials	Consol. Accounts	Score	Limit	Turnover
 GENESCO INC	(US)	US105766162	12686	30/04/2022	N	83	\$16,900,000	\$2,422,084,000
 GCO CANADA	(CA)	CA00783944	-	-	N	1226	Can\$0	-
 GENESCO (UK) LIMITED	(GB)	UK07885148	07667223	30/01/2021	N	61	£75,000	£0
 SCHUH GROUP LIMITED	(GB)	UK07485369	SC379625	30/01/2021	N	60	£75,000	£0
 SCHUH (HOLDINGS) LIMITED	(GB)	UK07372350	SC265833	30/01/2021	N	91	£1,650,000	£0
 <b>SCHUH LIMITED</b>	<b>(GB)</b>	<b>UK07232185</b>	<b>SC125327</b>	<b>30/01/2021</b>	<b>Y</b>	<b>51</b>	<b>£500,000</b>	<b>£234,041,000</b>
 SCHUH (ROI) LIMITED	(IE)	IE00267119	IE272987	30/01/2021	N	38	€35,500	€12,128,000
 GENESCO SCHUH GMBH	(DE)	DE17525047	HRB 80329	31/12/2020	N	N/S	€0	-
 LIDS RETAIL LIMITED	(GB)	UK08513105	08237023	31/01/2016	N	N/S	£0	-
 GCO PROPERTIES INC	(US)	US04858113	-	-	N	50	\$1,000	-
 GENESCO MERGER COMPANY INC	(US)	US29612617	-	-	N	-	-	-
 LIDS SPORTS GROUP	(US)	US56984473	-	-	N	-	-	-
 HAT SHACK INC.	(US)	US46152993	G10000087632	-	N	81	\$300,000	\$20,000,000
 HAT WORLD CORP.	(US)	US87266965	-	-	N	-	-	-
 HAT ZONE, THE, INC	(US)	-	-	-	N	-	-	-
 FLAGG BROTHERS OF PUERTO RICO, INC	(US)	US58229735	-	-	N	N/S	\$0	-
 LIDS LOCKER ROOM	(US)	US62763599	-	-	N	-	-	-
 TRANSERMAGIC. COM. LLC	(US)	US10313505	-	-	N	77	\$7,500	\$500,000
 NASHVILLE SPORTING GOODS CO	(US)	US33551530	-	-	N	84	\$180,000	\$11,860,000
 HLS ONE LLC	(US)	US36057281	-	-	N	-	-	-
 NATIONAL TEAM EMBELLISHMENT, LLC	(US)	US70151107	-	-	N	N/S	\$0	-
 FO HOLDINGS INC	(US)	US76696288	-	-	N	87	\$30,500	\$1,750,000
 HAT WORLD CORPORATION	(US)	-	-	-	N	-	-	-
 SCHUH GROUP LIMITED	(GB)	-	-	-	N	-	-	-

## Linkages Summary

Companies	Countries
39	6

## Linkages

Company Name	Country	Safe Number	Latest Financials	Credit Score	Credit Limit	Annual Sales
GCO CANADA	(CA)	CA00783944	-	-	Can\$0	-
GENESCO SCOT LP	(GB)	UK07896967	-	N/A	£0	-
GCO PROPERTIES INC	(US)	US04858113	-	50	\$1,000	-
TRANSFERMAGIC. COM. LLC	(US)	US10313505	-	77	\$7,500	\$500,000
LEF PROPERTIES LLC	(US)	US116770166	-	N/A	Cash Transactions	-
NASHVILLE SPORTING GOODS CO	(US)	US33551530	-	84	\$180,000	\$11,860,000
HAT SHACK INC.	(US)	US46152993	-	81	\$300,000	\$20,000,000
FLAGG BROTHERS OF PUERTO RICO, INC	(US)	US58229735	-	N/A	Cash Transactions	-
KEUKA FOOTWEAR INC	(US)	US69207042	-	67	\$3,000	\$250,000
NATIONAL TEAM EMBELLISHMENT, LLC	(US)	US70151107	-	N/A	Cash Transactions	-
GVI INC	(US)	US71003369	-	73	\$8,500	\$566,000
FO HOLDINGS INC	(US)	US76696288	-	87	\$30,500	\$1,750,000
HAT ZONE, THE, INC	(US)	-	-	-	\$0	-
GENESCO BRANDS LLC	(US)	-	-	-	\$0	-
GENESCO GP LLC	(GB)	-	-	-	£0	-

## Compliance Alerts

Please note businesses are responsible for conducting their own KYC (Know Your Customer) checks. The Compliance Alerts generated by this report display **possible** matches for business or individuals. Matches are generated using many data points e.g. name, address, date of birth, possible alias, country etc. We recommend users click on each alert to view details of the potential match and use a screening tool (like Protect) to ensure that screening is conducted in line with your own business risk appetite and internal processes.

Last updated 05/10/2022 16:13

## Company

Name	Address	Compliance Alerts
(GB) SCHUH LIMITED	1 NEILSON SQUARE, DEANS INDUSTRIAL ESTATE, LIVINGSTON, EH54 8RQ	No Alerts

## Current Directors

Name	Gender	DOB	Address	Compliance Alerts
() Scott Eric Becker	Male	09/1967	1 Neilson Square, Deans Industrial Estate, Livingston, EH54 8RQ	
() Parag Desai	Male	09/1974	1 Neilson Square, Deans Industrial Estate, Livingston, EH54 8RQ	No Alerts

()	David McLennan Gillan-Reid	Male	-	1 Neilson Square, Deans Industrial Estate, Livingston, EH54 8RQ	No Alerts
()	David McLennan Gillan-Reid	Male	05/1970	1 Neilson Square, Deans Industrial Estate, Livingston, EH54 8RQ	No Alerts
()	Mimi Eckel Vaughn	Female	04/1966	1 Neilson Square, Deans Industrial Estate, Livingston, EH54 8RQ	
()	Kenneth Ball	Male	05/1965	1 Neilson Square 1 Neilson Square, Deans Industrial Estate, Deans, Livingston, EH54 8RQ	
()	Colin Temple	Male	10/1962	1 Neilson Square, Deans Industrial Estate, Livingston, EH54 8RQ	No Alerts

### Ultimate Beneficiary Owner(s)

	Name	Address	Compliance Alerts
()	Genesco Uk Limited	5, New Street Square, London, EC4A 3TW England	No Alerts

Compliance Alerts, Compliance Risk, Indicators, KYC reports (together '**Compliance Data**') are created with Creditsafe data enriched by data provided by several third-party suppliers which would not be possible for Creditsafe to guarantee accuracy.

Creditsafe Compliance Alerts screens selected business or individuals (directors, Ultimate Beneficial Owners (UBOs) using a minimum of 90% matching score, to generate alerts relating to the following categories of risk: Sanctions/Watchlists, Enforcement Agencies/ PEP (Politically Exposed Persons) Lists (politically exposed persons) and AML (Anti Money Laundering) relevant adverse media. The screening tool matches based on whether the entity searched is a business or individual, aliases, date of birth (with a 12-month tolerance), country and gender. If some of the data needed to match is not available the algorithm assumes a possible match. EXAMPLE: A search for "Mohamed Ali" with no residential country but with a date of birth and a Director of a UK company gives a 100% match. Mohamed Ali is a very common name and often regulators do not store date of births of persons on watch lists. The address of his work is also not taken into account as it is not a confirmed legal personal residence. A 100% match does not mean the Director in question is a match. We must look at the details of each potential record reported.

The compliance data is not intended to be used as the sole basis for any decision making and is based upon Creditsafe data that has been enriched with data provided by third parties, the accuracy of which it would not be possible for Creditsafe to guarantee. The Service is provided without warranties of any kind, whether express or implied and no representations are given in relation to the information provided. Creditsafe seeks to exclude any liabilities that may arise out of the use or misuse of the information.

NOTE: Compliance alerts have no impact on a company's credit score and are made available to simplify the process of conducting your own compliance checks only. Large reports with more than 50 names to screen, will not be generated. This limit will increase in the future.

## Payment Analysis

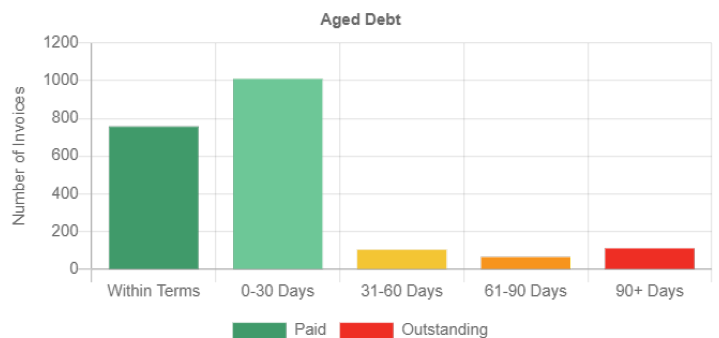
### Payment Information Summary

#### Invoice Data & Aged Debt

Average Invoice Value	£13,132.4
Invoices Available	2041
Paid	2037
Outstanding	4

Trade Payment Data is real life payment experiences gathered from selected third party partners big and small who send us trade payment information on their complete sales ledger.

The Age of Debt Graph highlights the current Age of Debt of a given company. The graph is separated into 5 categories. Generally, Within Terms and 0-30 days are a reasonable time for a company to pay their invoices and showcases good invoice payment whereas anything beyond that is indicative of poor invoice payment.

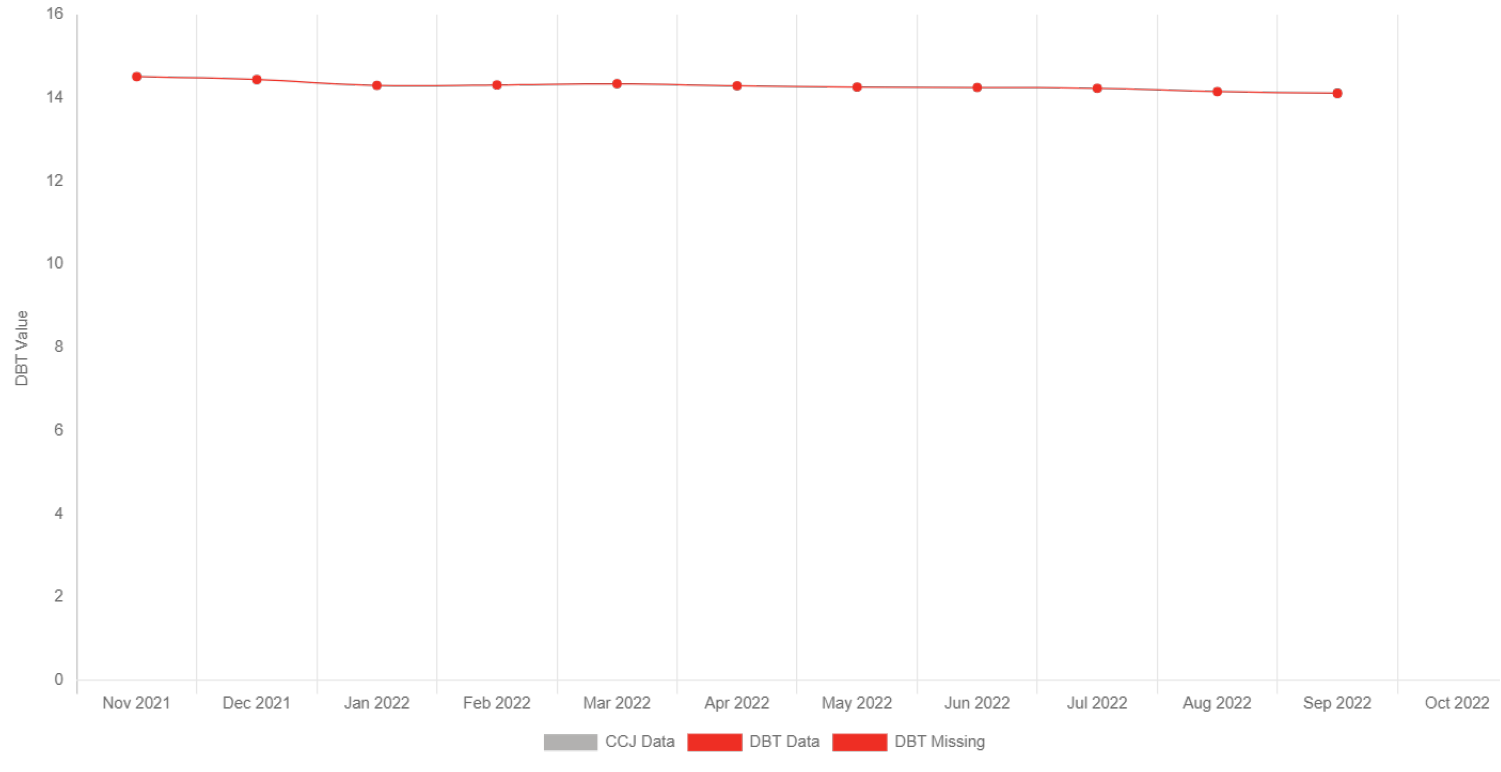


Get Connected! You can help Creditsafe improve payment reporting across the world by joining our payment information network

Share

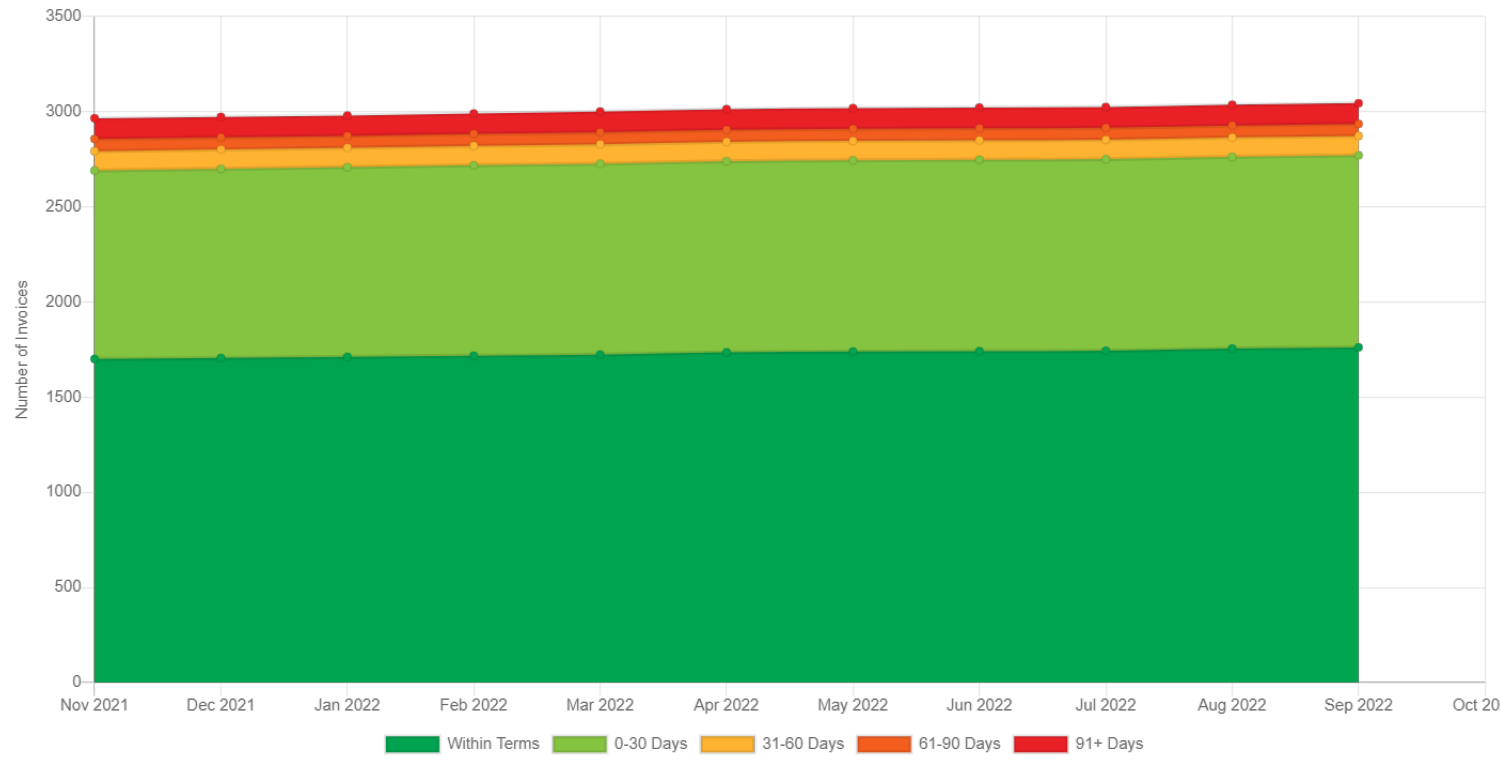
### CCJ Data Trends

The CCJ Data Trends graph shows the amount of County Court Judgements and their value against the given company. This will allow you to easily assess the effects of a CCJ and what impact it may have on payment performance. This graph also shows the DBT data trends for comparison with the CCJ trends.



### Accumulative Invoice Trends

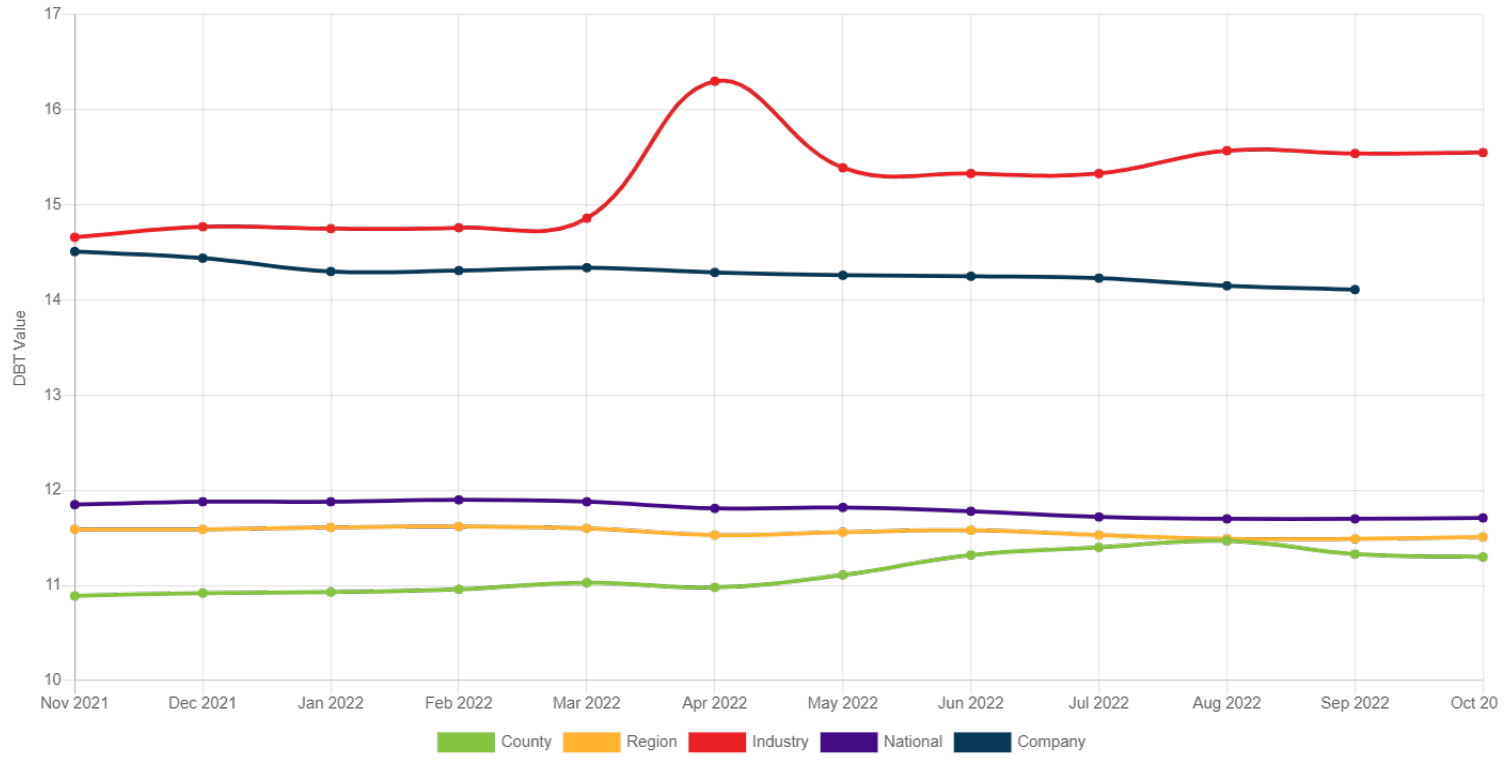
The Accumulative Invoice Trends graph shows the invoice payment trends that a given company has over a period of time. This displays the current on-going payment performance of the company and the ability to predict future payment patterns. Areas that are marked as grey, indicate months where the invoice data for the company is missing. Instead, the averages of the two non-missing points is used instead.





## Days Beyond Terms (DBT) Trends

This graph indicates the average Days Beyond Terms (DBT) the company itself takes to pay their invoices. This is also compared to the average DBT of companies in the same county, region and industry. The UK national average is included for your reference.



## General Information

### Charges

#### Charge Details

Mortgage Type	-	Date Charge Created	15/10/2020
Date Charge Registered	16/10/2020	Date Charge Satisfied	-
Status	OUTSTANDING		
Person(s) Entitled	LLOYDS BANK PLC AS SECURITY TRUSTEE		
Amount Secured	-		
Details	ALL AND WHOLE THE SUBJECTS KNOWN AS 240(AND FORMERLY KNOWN AS PLOT D, PHASE II), J4M8 DISTRIBUTION PARK, BATHGATE, EH48 2EA BEING THE SUBJECTS REGISTERED IN THE LAND REGISTER OF SCOTLAND UNDER TITLENUMBER WLN39760.CONTAINS NEGATIVE PLEDGE.		

Mortgage Type	-	Date Charge Created	09/10/2020
Date Charge Registered	16/10/2020	Date Charge Satisfied	-
Status	OUTSTANDING		
Person(s) Entitled	LLOYDS BANK PLC AS SECURITY TRUSTEE		
Amount Secured	-		
Details	N/A/CONTAINS FIXED CHARGE.CONTAINS NEGATIVE PLEDGE.		

Mortgage Type	-	Date Charge Created	14/10/2020
Date Charge Registered	16/10/2020	Date Charge Satisfied	-
Status	OUTSTANDING		
Person(s) Entitled	LLOYDS BANK PLC AS SECURITY TRUSTEE		
Amount Secured	-		
Details	ALL AND WHOLE UNIT 1, NEILSON SQUARE, DEANS, LIVINGSTON, REGISTERED IN THE LANDREGISTER OF SCOTLAND UNDER TITLE NUMBERWLN1738CONTAINS NEGATIVE PLEDGE.		

Mortgage Type	-	Date Charge Created	09/10/2020
Date Charge Registered	20/10/2020	Date Charge Satisfied	-
Status	OUTSTANDING		
Person(s) Entitled	LLOYDS BANK PLC AS SECURITY TRUSTEE		
Amount Secured	-		
Details	N/CONTAINS FLOATING CHARGE.FLOATING CHARGE COVERS ALL THE PROPERTY OR UNDERTAKING OF THE COMPANY.CONTAINS NEGATIVE PLEDGE.		

Mortgage Type	-	Date Charge Created	14/04/2020
Date Charge Registered	20/10/2020	Date Charge Satisfied	-
Status	OUTSTANDING		
Person(s) Entitled	GENESCO (JERSEY) LIMITED, AS SECURITY TRUSTEE		
Amount Secured	-		
Details	CONTAINS FLOATING CHARGE.FLOATING CHARGE COVERS ALL THE PROPERTY OR UNDERTAKING OF THE COMPANY.CONTAINS NEGATIVE PLEDGE.		

Mortgage Type	-	Date Charge Created	22/05/2017
Date Charge Registered	30/05/2017	Date Charge Satisfied	21/04/2020
Status	SATISFIED		
Person(s) Entitled	LLOYDS BANK PLC		
Amount Secured	-		
Details	N/CONTAINS FIXED CHARGE.CONTAINS NEGATIVE PLEDGE.		

Mortgage Type	-	Date Charge Created	26/04/2017
Date Charge Registered	02/05/2017	Date Charge Satisfied	13/10/2020
Status	SATISFIED		
Person(s) Entitled	LLOYDS BANK PLC AS SECURITY TRUSTEE		
Amount Secured	-		
Details	N/CONTAINS FIXED CHARGE.CONTAINS NEGATIVE PLEDGE.		

Mortgage Type	-	Date Charge Created	05/11/2013
Date Charge Registered	14/11/2013	Date Charge Satisfied	13/10/2020
Status	SATISFIED		
Person(s) Entitled	LLOYDS BANK PLC		
Amount Secured	-		
Details	240 AND FORMERLY KNOWN AS (PLOT D PHASEII) J4M8 DISTRIBUTION PARK BATHGATE WLN39760 AND (IN SECOND PLACE) THE SUBJECTSAT J4M8 DISTRIBUTION PARK LYING TO THE NORTH WEST OF INCHMUIR ROAD WHITEHILL INDUSTRIAL ESTATE BY BATHGATE WLN6795		

Mortgage Type	-	Date Charge Created	01/11/2013
Date Charge Registered	05/11/2013	Date Charge Satisfied	08/10/2021
Status	SATISFIED		
Person(s) Entitled	LLOYDS BANK PLC		
Amount Secured	-		
Details	CONTAINS FIXED CHARGE.NOTIFICATION OF ADDITION TO OR AMENDMENT OF CHARGE.		

Mortgage Type	STANDARD SECURITY	Date Charge Created	04/07/2011
Date Charge Registered	08/07/2011	Date Charge Satisfied	08/10/2015
Status	SATISFIED		
Person(s) Entitled	MARK CRUTCHLEY & ANOTHER		
Amount Secured	ALL SUMS DUE OR TO BECOME DUE		
Details	UNIT 1 NEILSON SQUARE DEANS INDUSTRIAL ESTATE LIVINGSTON WLN 1738		

Mortgage Type	BOND & FLOATING CHARGE	Date Charge Created	23/06/2011
Date Charge Registered	05/07/2011	Date Charge Satisfied	31/07/2015
Status	SATISFIED		
Person(s) Entitled	MARK CRUTCHLEY AS THE SECURITY TRUSTEE		
Amount Secured	ALL SUMS DUE OR TO BECOME DUE		
Details	UNDERTAKING & ALL PROPERTY & ASSETS PRESENT & FUTURE, INCLUDING UNCALLED CAPITAL		

Mortgage Type	FLOATING CHARGE	Date Charge Created	10/11/2010
Date Charge Registered	26/11/2010	Date Charge Satisfied	13/10/2020
Status	SATISFIED		
Person(s) Entitled	LLOYDS TSB BANK PLC		
Amount Secured	-		
Details	UNDERTAKING & ALL PROPERTY & ASSETS PRESENT & FUTURE, INCLUDING UNCALLED CAPITAL		

Mortgage Type	STANDARD SECURITY	Date Charge Created	17/11/2010
Date Charge Registered	19/11/2010	Date Charge Satisfied	13/10/2020
Status	SATISFIED		
Person(s) Entitled	LLOYDS TSB BANK PLC		
Amount Secured	-		
Details	UNIT 1 NEILSON SQUARE DEANS LIVINGSTONWLN 1738		

Mortgage Type	STANDARD SECURITY	Date Charge Created	06/02/2008
Date Charge Registered	16/02/2008	Date Charge Satisfied	30/06/2011
Status	SATISFIED		
Person(s) Entitled	BANK OF SCOTLAND PLC		
Amount Secured	ALL SUMS DUE OR TO BECOME DUE		
Details	UNIT 1, NEILSON SQUARE, DEANS, LIVINGSTON-TITLE NUMBER WLN1738		

Mortgage Type	FLOATING CHARGE	Date Charge Created	01/02/2008
Date Charge Registered	07/02/2008	Date Charge Satisfied	30/06/2011

Status	SATISFIED		
Person(s) Entitled	BANK OF SCOTLAND PLC		
Amount Secured	ALL SUMS DUE OR TO BECOME DUE		
Details	UNDERTAKING AND ALL PROPERTY AND ASSETS PRESENT AND FUTURE OF THE COMPANY INCLUDING UNCALLED CAPITAL		

Mortgage Type	STANDARD SECURITY	Date Charge Created	14/06/2004
Date Charge Registered	21/06/2004	Date Charge Satisfied	07/03/2008
Status	SATISFIED		
Person(s) Entitled	LLOYDS TSB SCOTLAND PLC		
Amount Secured	ALL SUMS DUE OR TO BECOME DUE		
Details	1 NEILSON SQUARE, DEANS INDUSTRIAL ESTATE, LIVINGSTON WLN1738		

Mortgage Type	FLOATING CHARGE	Date Charge Created	04/06/2004
Date Charge Registered	17/06/2004	Date Charge Satisfied	05/02/2008
Status	SATISFIED		
Person(s) Entitled	LLOYDS TSB SCOTLAND PLC		
Amount Secured	ALL SUMS DUE OR TO BECOME DUE		
Details	UNDERTAKING AND ALL PROPERTY AND ASSETS PRESENT AND FUTURE OF THE COMPANY INCLUDING UNCALLED CAPITAL		

Mortgage Type	STANDARD SECURITY	Date Charge Created	15/07/1997
Date Charge Registered	18/07/1997	Date Charge Satisfied	23/01/2008
Status	SATISFIED		
Person(s) Entitled	TSB BANK SCOTLAND PLC		
Amount Secured	ALL SUMS DUE OR TO BECOME DUE		
Details	1 NEILSON SQUARE, DEANS INDUSTRIAL ESTATE, LIVINGSTON		

Mortgage Type	STANDARD SECURITY	Date Charge Created	18/12/1992
Date Charge Registered	05/01/1993	Date Charge Satisfied	23/01/2008
Status	SATISFIED		
Person(s) Entitled	TSB BANK SCOTLAND PLC		
Amount Secured	ALL SUMS DUE OR TO BECOME DUE		
Details	UNIT 8, TRINITY CENTRE, UNION STREET, ABERDEEN.		

Mortgage Type	STANDARD SECURITY	Date Charge Created	08/07/1992
Date Charge Registered	21/07/1992	Date Charge Satisfied	07/03/2008
Status	SATISFIED		
Person(s) Entitled	TSB BANK SCOTLAND PLC		
Amount Secured	ALL SUMS DUE OR TO BECOME DUE		
Details	43 UNION STREET, GLASGOW		

Mortgage Type	LEGAL CHARGE	Date Charge Created	19/08/1991
Date Charge Registered	29/08/1991	Date Charge Satisfied	23/01/2008
Status	SATISFIED		
Person(s) Entitled	TSB BANK SCOTLAND PLC		

Amount Secured	ALL SUMS DUE OR TO BECOME DUE
Details	PROPERTY K/A 5/7 SIDGATE, ELDON SQUARE CENTRE, NEWCASTLE UPON TYNE TITLE NO TY174110

Mortgage Type	STANDARD SECURITY	Date Charge Created	06/06/1991
Date Charge Registered	20/06/1991	Date Charge Satisfied	23/01/2008
Status	SATISFIED		
Person(s) Entitled	TSB BANK SCOTLAND PLC		
Amount Secured	ALL SUMS DUE OR TO BECOME DUE		
Details	LEASEHOLD INTEREST SHOP PREMISES AT 26 REGENT WAY HAMILTON		

Mortgage Type	STANDARD SECURITY	Date Charge Created	03/04/1991
Date Charge Registered	11/04/1991	Date Charge Satisfied	23/01/2008
Status	SATISFIED		
Person(s) Entitled	TSB BANK SCOTLAND PLC		
Amount Secured	ALL SUMS DUE OR TO BECOME DUE		
Details	SHOP AT 32 NORTH BRIDGE EDINBURGH		

Mortgage Type	BOND & FLOATING CHARGE	Date Charge Created	27/08/1990
Date Charge Registered	30/08/1990	Date Charge Satisfied	05/02/2008
Status	SATISFIED		
Person(s) Entitled	TSB BANK SCOTLAND PLC		
Amount Secured	ALL SUMS DUE OR TO BECOME DUE		
Details	UNDERTAKING AND ALL PROPERTY AND ASSETS PRESENT AND FUTURE OF THE COMPANY INCLUDING UNCALLED CAPITAL		

## VAT Details

### VAT Details

GB847676963

## Trade Debtors

### Trade Debtors / Bad Debt Detail

Total Documented Trade	Total Value of Documented Trade
------------------------	---------------------------------

**2**

**£10,171**

Company Name	Amount	Statement Date
United Merchandise Distribution Ltd	£171	10/06/2015
Totally Focused Fashion Brands Ltd	£10,000	22/05/2012