



(GB) PIZZAEXPRESS (RESTAURANTS) LIMITED

UK02466086

Risk Score	International Score	Credit Limit	Contract Limit	Status	DBT	Industry DBT	Compliance Alerts
49	C	£23,000,000	£34,500,000	Active	12.73	9	2 Alerts

Summary

Company Information

Key Information

Company Number	02805490
Company Name	PIZZAEXPRESS (RESTAURANTS) LIMITED
Company Status	Active - Accounts Filed
Incorporation Date	31/03/1993
Company Type	Private limited with Share Capital
VAT Number	-
SIC07 Code	56101
SIC07 Description	Licenced restaurants

Contact Information

Address:	HUNTON HOUSE HIGHBRIDGE ESTATE, OXFORD ROAD, UXBRIDGE, MIDDLESEX, UB8 1LX view on map
Website:	www.pizzaexpress.com
Telephone Number:	02037989090 TPS N
Trading Address:	Hunton House, Highbridge Industrial Estate, Oxford Road, Uxbridge, Middlesex, UB8 1LX View More

Additional Information

FTSE Index	-	Filing Date Of Accounts	29/09/2022
Share Capital	£2	Charity Number	-
Currency	GBP	Safe Number	UK02466086
Principal Activity	The operation of pizza restaurants.	Accountant	-
Charges	12 Show more	Trade Debtors	Yes Show more
Land Registry	499 Show more	Trade Creditors	No

CCJ Summary

No CCJ information to display

Ultimate Holding Company

Company Name	Country	Safe Number	Company Number	Latest Key Financials	Score	Limit	Turnover
WHEEL TOPCO LTD	(JE)	-	-	-	N/A	-	-

We've discovered 0 companies in this company's Creditsafe Linkages Data across 0 countries.

[View Group](#)

Key Financials

	2021		2019		2018
Turnover	£162,459,000	59.2% ▼	£397,751,000	0.0% ▼	£397,837,000
Pre Tax Profit	£78,236,000	46.6% ▲	£53,374,000	11.2% ▼	£60,100,000
Shareholder's Funds	£903,207,000	9.7% ▲	£823,714,000	6.3% ▲	£774,988,000
Number of Employees	8634	-	10033	-	10264

Year	Turnover	Pre Tax Profit	Shareholder's Funds
2021	£162,459,000	£78,236,000	£903,207,000
2019	£397,751,000	£53,374,000	£823,714,000
2018	£397,837,000	£60,100,000	£774,988,000

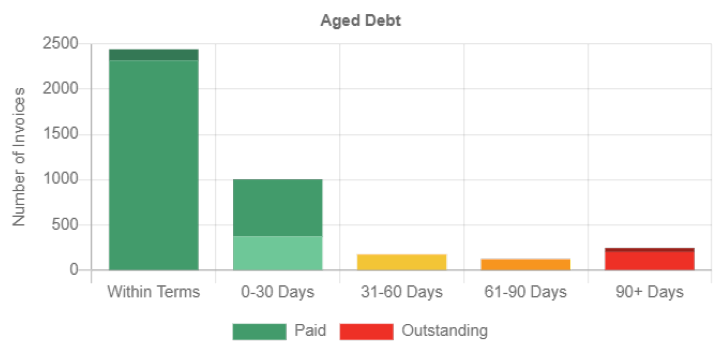
Payment Information Summary

Invoice Data

Average Invoice Value	£17,089.8
Invoices Available	3980
Paid	3165
Outstanding	815

Trade Payment Data is real life payment experiences gathered from selected third party partners big and small who send us trade payment information on their complete sales ledger.

The Age of Debt Graph highlights the current Age of Debt of a given company. The graph is separated into 5 categories. Generally, Within Terms and 0-30 days are a reasonable time for a company to pay their invoices and showcases good invoice payment whereas anything beyond that is indicative of poor invoice payment.



Share your risk intelligence with over 13,000 Creditsafe contributors and create your Trade Payment story

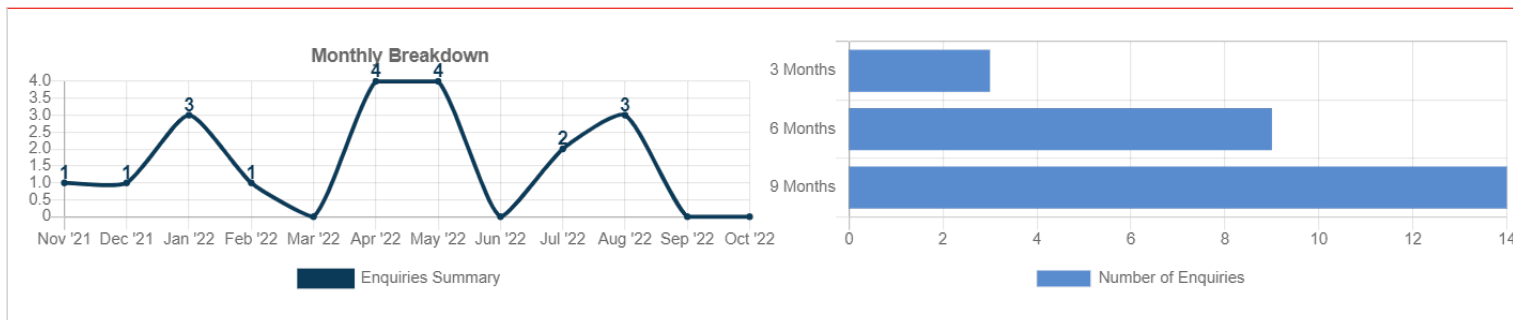
Share More

Commentary

- This company has been treated as a Large company in terms of the score/limit that has been generated.
- ⊕ This company has recently completed a Company Voluntary Arrangement.
- ⊕ This company's latest Pre-tax Profit figure shows a very high profit for the trading period.
- ⊕ This company has a very high amount of capital available for re-investment.
- ⊕ This company has a very high amount of Equity within the business.

Enquiries Summary

Latest Enquiry Date	Avg Reports per Month	Enquiries (Past 3 Months)	Enquiries (Past 6 Months)	Enquiries (Past 9 Months)	Enquiries (Past 12 Months)
30/08/22	2	3	9	14	19



Trading Address

Trading Address Details

Address	Telephone Number	TPS
1 Clarence Dock, Chadwick Street Stourton, Leeds, West Yorkshire, LS10 1LU	0845 3899489	N
10 Croydon Road, Caterham, Surrey, CR3 6QB	01883 342717	N
105a Gloucester Quays Factory Ou, St Ann Way Town Centre, Gloucester, Gloucestershire, GL1 5SF	-	-
200 Fleet Road, Fleet, Hampshire, GU51 4BY	01252 813777	N
208-212 High Street, Epping, Essex, CM16 4AQ	01992 577000	N
21 Fulham Road, London, SW6 5NR	-	-
23-24 Market Place, Chippenham, Wiltshire, SN15 3HW	01249 445953	N
230 Lavender Hill, London, SW11 1LE	020 72235677	N
25 High Street, Town Centre, Bromsgrove, Worcestershire, B61 8AJ	-	-
25 Weymouth Avenue, Dorchester, Dorset, DT1 1QR	01305 251919	N
29 Wardour Street, London, W1D 6PS	020 74377215	N
3 Victoria Buildings, Warrington, Cheshire, WA4 6AG	0845 3899489	N
30 High Street, Norton, Stockton-on-tees, Cleveland, TS20 1DN	-	-
319 Aylestone Road, Leicester, Leicestershire, LE2 7QL	0845 3899489	N
42 Market Place, Devizes, Wiltshire, SN10 1JG	01380 723336	N
45 Upper Jubilee Walk Touchwood, Solihull, West Midlands, B91 3QW	0121 7113478	N
5 Fenchurch Place Fenchurch Street, London, EC3M 4AJ	0845 3899489	N
60 Charlotte Street, London, W1T 2NU	0845 3899489	N
7 Rockley Road, London, W14 0DJ	020 87498582	N
7 St Davids Centre, Cathedral Walk City Centre, Cardiff, South Glamorgan, CF10 2AT	029 20359200	N
70 Westow Hill, London, SE19 1SB	-	-
8 Russia Row, London, EC2V 8BL	020 76002232	N
8 Southgate Place, Bath, Avon, BA1 1AP	01225 442111	N
92 Osborne Road, Jesmond, Newcastle-upon-tyne, Tyne and Wear, NE2 2TD	0845 3899489	N
960 Brighton Road, Purley, Surrey, CR8 2LP	0845 3899489	N

We have provided only the first 25 rows of data, for more rows please visit our website or contact your account manager.

SIC07/SIC03

Additional SIC Codes






SIC07 Code	56101	SIC07 Description	Licenced restaurants
SIC03 Code	5530	SIC03 Description	Restaurants

Score/Limit




Summary Information

Score	49	Change Date	26/09/2022
Limit	£23,000,000	Change Date	26/09/2022





Financials Filed / Established

Score	Description
 71-100	Very Low Risk
 51-70	Low Risk
 30-50	Moderate Risk
 21-29	High Risk
 1-20	Very High Risk
Not Scored	Please see report for description

Newly Incorporated

Score	Description
 51-100	Low Risk
 30-50	Moderate Risk
 1-29	Caution - High Risk
Not Scored	Please see report for description

International Score Explanation

International Score	Description
 A	Very Low Risk
 B	Low Risk
 C	Moderate Risk
 D	High Risk

Directors/Shareholders

Directors/Shareholders

Directors/Shareholders Summary

Current Directors	4	Current Secretaries	1
Previous Directors/Company Secretaries	31	Person's With Significant Control	1

Current Directors

Title	Mrs	Function	Director
Name	Paula Jane MacKenzie	Nationality	British
Date of Birth	04/1977	Present Appointments	11
Latest Address	Hunton House Highbridge Estate, Oxford Road, Uxbridge, Middlesex	Appointment Date	06/06/2022
Postcode	UB8 1LX	Occupation	DIRECTOR

[View Director Report](#)
[View Consumer Report](#)
[View AML Report](#)
[View Trace Report](#)
[View Compliance Report](#)

Title	Ms	Function	Director
Name	Mandeep Kaur Sandhu	Nationality	British
Date of Birth	08/1976	Present Appointments	13
Latest Address	Hunton House Highbridge Estate, Oxford Road, Uxbridge, Middlesex	Appointment Date	21/10/2021
Postcode	UB8 1LX	Occupation	DIRECTOR

[View Director Report](#)
[View Consumer Report](#)
[View AML Report](#)
[View Trace Report](#)
[View Compliance Report](#)

Title	Mrs	Function	Director
Name	Joanne Clare Bennett	Nationality	British
Date of Birth	09/1976	Present Appointments	28
Latest Address	Hunton House Highbridge Estate, Oxford Road, Uxbridge, Middlesex	Appointment Date	01/03/2021
Postcode	UB8 1LX	Occupation	DIRECTOR

[View Director Report](#)
[View Consumer Report](#)
[View AML Report](#)
[View Trace Report](#)
[View Compliance Report](#)

Title	Mrs	Function	Director
Name	Nicola Zoe Bowley	Nationality	British
Date of Birth	07/1971	Present Appointments	11
Latest Address	Hunton House Highbridge Estate, Oxford Road, Uxbridge, Middlesex	Appointment Date	27/01/2015
Postcode	UB8 1LX	Occupation	DIRECTOR

[View Director Report](#)[View Consumer Report](#)[View AML Report](#)[View Trace Report](#)[View Compliance Report](#)

Current Company Secretary

Title	Mrs	Function	Company Secretary
Name	Joanne Clare Bennett	Nationality	-
Date of Birth	-	Present Appointments	1
Latest Address	Hunton House Highbridge Estate, Oxford Road, Uxbridge, Middlesex	Appointment Date	01/03/2021
Postcode	UB8 1LX	Occupation	-

[View Director Report](#)[View Consumer Report](#)[View AML Report](#)[View Trace Report](#)[View Compliance Report](#)

Top Shareholders

Name	Currency	Share Count	Share Type	Nominal Value	% of Share Count
PIZZAEXPRESS LTD	GBP	2	ORDINARY	1	100

PSC

PSC Summary

	● Active	● Ceased	● Total
Persons with Significant Control	1	0	1
Protected Persons with Significant Control	0	0	0
Statements	0	1	1

Active Persons With Significant Control

Name	Pizzaexpress Limited	Kind	Corporate Entity With Significant Control
Address	Hunton House, Highbridge Estate Oxford Road, Uxbridge, Middlesex, UB8 1LX England	Notified On	06/04/2016
Post Code	UB8 1LX	Legal Form	Private Limited Company
Authority	England & Wales	Place Registered	Companies House
Country Registered	England & Wales	Registration Number	01404552
Nature Of Control	<ul style="list-style-type: none"> Ownership of shares - above 75% Ownership of voting rights - above 75% Right to appoint and remove directors 		

Ceased Persons With Significant Control

No Ceased Persons With Significant Control To Display

Active Protected Persons With Significant Control

There are no Active Protected Persons With Significant Control to display

Ceased Protected Persons With Significant Control

There are no Ceased Protected Persons With Significant Control to display

Active Statements

No Active Statements to Display

Ceased Statements

Statement	The company knows or has reasonable cause to believe that there is no registrable person or registrable relevant legal entity in relation to the company		
Notified On	24/03/2017	Ceased On	24/03/2017

Previous Directors/Company Secretaries

Directors/Shareholders Summary

Current Directors	4	Current Secretaries	1
Previous Directors/Company Secretaries	31	Person's With Significant Control	1

Previous Directors

Name	● Current Active Appointments	● Previous Directorships	● Dissolved Directorships
Jinlong Wang	0	30	2
David Roger Murphy	0	7	0
Nicholas Michael Carter	0	9	6
Stephen James Easterbrook	0	3	1
David Michael Page	20	19	56
Hugh Edward Mark Osmond	10	58	53
Glen Wilfrid Tomlinson	0	15	34
John James Metcalf	0	12	29
Matthew Charles Allen	15	31	74
Patrick Mark Hartrey	0	50	137
Paul Vincent Gilligan	0	5	4
Paul Adam Campbell	17	25	47
Steven Alan Hill	0	5	6
John Daniel Golding	1	7	4
Charles Francis Luyckx	4	42	16
Manjit Dale	32	70	48
Harvey John Smyth	0	31	31

James Matthew Parsons	0	2	0
Stephen James Robertson	7	48	43
Ian Eldridge	1	8	14
Robert Adrian Graham "T Hoof	2	17	7
David John Sykes	3	19	4
Chris Heath	0	21	4
Jackie Doreen Freeman	0	39	1
Jackie Doreen Freeman	0	39	1

We have provided only the first 25 rows of data, for more rows please visit our website or contact your account manager.

Financials

Profit & Loss

	03/01/2021		29/12/2019		30/12/2018		31/12/2017		01/01/2017
Weeks	53		52		52		52		79
Currency	GBP		GBP		GBP		GBP		GBP
Consolidated A/Cs	No		No		No		No		No
Turnover	£162,459,000	59.2% ▼	£397,751,000	0.0% ▼	£397,837,000	0.3% ▲	£396,559,000	34.0% ▼	£601,005,000
Export	-	-	-	-	-	-	-	-	-
Cost of Sales	£130,682,000	57.8% ▼	£309,729,000	1.7% ▲	£304,476,000	2.2% ▲	£298,002,000	30.6% ▼	£429,673,000
Gross Profit	£31,777,000	63.9% ▼	£88,022,000	5.7% ▼	£93,361,000	5.3% ▼	£98,557,000	42.5% ▼	£171,332,000
Wages & Salaries	£117,858,000	14.4% ▼	£137,672,000	2.7% ▲	£134,106,000	3.5% ▲	£129,547,000	32.3% ▼	£191,295,000
Directors Emoluments	-	-	-	-	-	100.0% ▼	£2,775,000	84.5% ▲	£1,504,000
Operating Profit	£56,064,000	111.5% ▲	£26,511,000	25.4% ▼	£35,551,000	23.8% ▼	£46,680,000	49.1% ▼	£91,676,000
Depreciation	£18,948,000	17.1% ▼	£22,858,000	7.6% ▼	£24,745,000	23.2% ▲	£20,087,000	25.4% ▼	£26,936,000
Audit Fees	-	-	-	-	-	-	-	-	-
Interest Payments	£16,819,000	51.9% ▲	£11,070,000	39.9% ▲	£7,913,000	14.4% ▲	£6,918,000	242.1% ▲	£2,022,000
Pre Tax Profit	£78,236,000	46.6% ▲	£53,374,000	11.2% ▼	£60,100,000	12.2% ▼	£68,473,000	43.4% ▼	£120,891,000
Taxation	£3,848,000	915.3% ▲	£-472,000	288.0% ▼	£251,000	112.8% ▲	£-1,960,000	45.9% ▲	£-3,621,000
Profit After Tax	£82,084,000	55.2% ▲	£52,902,000	12.3% ▼	£60,351,000	9.3% ▼	£66,513,000	43.3% ▼	£117,270,000
Dividends Payable	-	-	-	-	-	-	-	-	-
Retained Profit	£82,084,000	55.2% ▲	£52,902,000	12.3% ▼	£60,351,000	9.3% ▼	£66,513,000	43.3% ▼	£117,270,000

Balance Sheet

	03/01/2021		29/12/2019		30/12/2018		31/12/2017		01/01/2017
Tangible Assets	£238,568,000	17.8% ▲	£202,568,000	4.8% ▼	£212,770,000	5.4% ▼	£224,902,000	0.2% ▲	£224,463,000
Intangible Assets	£2,915,000	31.0% ▼	£4,223,000	10.9% ▼	£4,740,000	21.3% ▲	£3,907,000	91.9% ▲	£2,036,000
Total Fixed Assets	£240,693,000	16.4% ▲	£206,791,000	4.9% ▼	£217,510,000	4.9% ▼	£228,809,000	1.0% ▲	£226,499,000
Stock	£1,878,000	34.9% ▼	£2,883,000	59.9% ▼	£7,191,000	5.0% ▲	£6,846,000	4.1% ▲	£6,574,000
Trade Debtors	£612,000	68.1% ▼	£1,918,000	38.7% ▼	£3,128,000	3.1% ▼	£3,227,000	8.2% ▼	£3,516,000
Other Debtors	£955,115,000	1.7% ▼	£971,361,000	18.7% ▲	£818,084,000	11.2% ▲	£735,632,000	12.5% ▲	£653,636,000
Cash	£1,030,000	87.2% ▼	£8,049,000	7.2% ▼	£8,678,000	7.5% ▼	£9,386,000	22.0% ▲	£7,693,000
Miscellaneous Current Assets	-	-	-	-	-	-	-	-	-
Total Current Assets	£958,833,000	2.6% ▼	£984,781,000	15.5% ▲	£852,588,000	12.9% ▲	£755,091,000	12.5% ▲	£671,419,000
Trade Creditors	£3,411,000	53.5% ▼	£7,340,000	41.8% ▼	£12,616,000	1.7% ▲	£12,411,000	5.1% ▲	£11,810,000
Bank Loans & Overdrafts	-	-	-	-	-	-	-	-	-
Other Short Term Finance	£124,438,000	57.3% ▼	£291,194,000	37.6% ▲	£211,643,000	13.2% ▲	£186,946,000	9.7% ▲	£170,483,000
Miscellaneous Current Liabilities	£34,656,000	37.4% ▼	£55,359,000	8.9% ▼	£60,800,000	5.8% ▲	£57,451,000	4.4% ▼	£60,108,000
Total Current Liabilities	£162,505,000	54.1% ▼	£353,893,000	24.1% ▲	£285,059,000	11.0% ▲	£256,808,000	5.9% ▲	£242,401,000
Bank Loans & Overdrafts LTL	£133,814,000	858.2% ▲	£13,965,000	38.9% ▲	£10,051,000	19.3% ▼	£12,455,000	4.1% ▼	£12,984,000
Other Long Term Finance	£128,445,000	-	-	-	-	-	-	-	-
Total Long Term Liabilities	£133,814,000	858.2% ▲	£13,965,000	38.9% ▲	£10,051,000	19.3% ▼	£12,455,000	4.1% ▼	£12,984,000

Capital & Reserves

	03/01/2021		29/12/2019		30/12/2018		31/12/2017		01/01/2017
Called Up Share Capital	-	-	-	-	-	-	-	-	-
P & L Account Reserve	£880,975,000	7.0% ▲	£823,714,000	6.3% ▲	£774,988,000	8.4% ▲	£714,637,000	11.2% ▲	£642,533,000
Revaluation Reserve	-	-	-	-	-	-	-	-	-
Sundry Reserves	£22,232,000	-	-	-	-	-	-	-	-

Shareholder Funds	£903,207,000 9.7% ▲	£823,714,000 6.3% ▲	£774,988,000 8.4% ▲	£714,637,000 11.2% ▲	£642,533,000
--------------------------	---	---	---	--	---------------------

Other Financial Items

	03/01/2021		29/12/2019		30/12/2018		31/12/2017		01/01/2017
Net Worth	£900,292,000	9.9% ▲	£819,491,000	6.4% ▲	£770,248,000	8.4% ▲	£710,730,000	11.0% ▲	£640,497,000
Working Capital	£796,328,000	26.2% ▲	£630,888,000	11.2% ▲	£567,529,000	13.9% ▲	£498,283,000	16.1% ▲	£429,018,000
Total Assets	£1,199,526,000	0.7% ▲	£1,191,572,000	11.4% ▲	£1,070,098,000	8.8% ▲	£983,900,000	9.6% ▲	£897,918,000
Total Liabilities	£296,319,000	19.4% ▼	£367,858,000	24.7% ▲	£295,110,000	9.6% ▲	£269,263,000	5.4% ▲	£255,385,000
Net Assets	£903,207,000	9.7% ▲	£823,714,000	6.3% ▲	£774,988,000	8.4% ▲	£714,637,000	11.2% ▲	£642,533,000

Cashflow

	03/01/2021		29/12/2019		30/12/2018		31/12/2017		01/01/2017
Net Cashflow from Operations	-	-	-	-	-	-	-	-	-
Net Cashflow before Financing	-	-	-	-	-	-	-	-	-
Net Cashflow from Financing	-	-	-	-	-	-	-	-	-
Increase in Cash	-	-	-	-	-	-	-	-	-

Miscellaneous

	03/01/2021		29/12/2019		30/12/2018		31/12/2017		01/01/2017
Contingent Liabilities	No	-	No	-	Yes	-	Yes	-	Yes
Capital Employed	£1,037,021,000	23.8% ▲	£837,679,000	6.7% ▲	£785,039,000	8.0% ▲	£727,092,000	10.9% ▲	£655,517,000
Number of Employees	8634	-	10033	-	10264	-	10646	-	10646
Accountants	-								
Auditor	PRICEWATERHOUSECOOPERS LLP								
Auditor Comments	The audit report contains no adverse comments								
Bankers	-								
Bank Branch Code	-								

Ratios

	03/01/2021		29/12/2019		30/12/2018		31/12/2017		01/01/2017
Pre-tax profit margin %	48.16		13.42		15.11		17.27		20.11

Current Ratio	5.9	2.78	2.99	2.94	2.77
Sales/NetWorking Capital	0.2	0.63	0.7	0.8	1.4
Gearing %	14.8	1.7	1.3	1.7	2
Equity in %	75.4	69.4	72.7	72.9	71.7
Creditor Days	7.78	6.71	11.54	11.39	10.86
Debtor Days	1.39	1.75	2.86	2.96	3.23
Liquidity/Acid Test	5.88	2.77	2.96	2.91	2.74
Return On Capital Employed %	7.54	6.37	7.65	9.41	18.44
Return On Total Assets Employed %	6.52	4.47	5.61	6.95	13.46
Current Debt Ratio	0.17	0.42	0.36	0.35	0.37
Total Debt Ratio	0.32	0.44	0.38	0.37	0.39
Stock Turnover Ratio %	1.15	0.72	1.8	1.72	1.09
Return On Net Assets Employed %	8.66	6.47	7.75	9.58	18.81

Event History

Report Notes

You have no notes

Status History

Date	Description
26/09/2022	Completion of Vol Arrangement
30/09/2020	Voluntary Arrangements

Event History

Date	Description
23/06/2022	New Board Member Mrs P.J. MacKenzie appointed
21/06/2022	New Board Member Mrs P.J. MacKenzie appointed
29/03/2022	Confirmation Statement
11/11/2021	New Board Member Mrs N.Z. Bowley appointed
27/10/2021	Mr D.L. Campbell has left the board
27/10/2021	New Board Member Ms M.K. Sandhu appointed
12/10/2021	New Accounts Filed
12/10/2021	New Accounts Filed
28/04/2021	Mr D.R. Murphy has left the board
27/03/2021	Confirmation Statement
11/03/2021	Mr A.D. Pellington has left the board

11/03/2021	Mr A.D. Pellington has resigned as company secretary
11/03/2021	New Company Secretary Mrs J.C. Bennett appointed
11/03/2021	New Board Member Mrs J.C. Bennett appointed
22/01/2021	New Accounts Filed

Previous Company Names

Date Changed	Previous Name
21/04/1993	ASTROSIGN LIMITED

Score History

Date	Score	Description
26/09/2022	49	Moderate Risk
30/09/2020	Not Scored	Voluntary Arrangement
28/08/2020	Not Scored	Score Suspended - Negative Press Event
26/05/2020	70	Low Risk
06/12/2019	94	Very Low Risk
28/06/2019	90	Very Low Risk
12/05/2018	95	Very Low Risk
01/07/2017	95	Very Low Risk
16/06/2017	95	Very Low Risk
15/06/2017	73	Very Low Risk

Limit History

Date	Limit
26/09/2022	£23,000,000
30/09/2020	£0
28/08/2020	£0
26/05/2020	£43,500,000
06/12/2019	£77,900,000
28/06/2019	£74,550,000
12/05/2018	£69,650,000
01/07/2017	£61,900,000
16/06/2017	£48,650,000
15/06/2017	£37,350,000



Group Structure




Group Structure

Group Structure Statistics		Group Structure Summary	
Group	31 companies in 3 countries	Holding Company	(GB)PIZZAEXPRESS LIMITED
Linkages	0 companies in 0 countries	Ownership Status	Wholly Owned
		Ultimate Holding Company	(JE)WHEEL TOPCO LTD

Group Structure

Company Name		Safe Number	Registered Number	Latest Key Financials	Consol. Accounts	Score	Limit	Turnover
WHEEL TOPCO LTD	(JE)	-	-	-	N	-	-	-
WHEEL BIDCO LTD	(JE)	-	-	-	N	-	-	-
PIZZAEXPRESS FINANCING 2 PLC	(GB)	UK09475502	09119629	02/01/2022	N	● N/S	£0	£0
PIZZAEXPRESS GROUP LIMITED	(GB)	UK09486818	09130140	03/01/2021	N	● 47	£18,000	£15,713,000
PIZZAEXPRESS (FRANCHISES) LIMITE	(GB)	UK02465777	02805181	03/01/2021	N	● 81	£1,650,000	£3,006,000
PIZZAEXPRESS OPERATIONS LIMITED	(GB)	UK04483508	04836955	03/01/2021	N	● 32	£500	£0
PIZZAEXPRESS LIMITED	(GB)	UK01073624	01404552	03/01/2021	N	● 21	£0	£0
AGENBITE LIMITED	(IE)	IE00212470	IE218338	02/01/2022	N	● 83	€565,000	€12,223,000
PIZZAEXPRESS (SOHO) LIMITED	(GB)	UK00322589	00646528	29/12/2019	N	● N/S	£0	-
SEPTEMBER 1993 LIMITED	(GB)	UK02405609	02744898	29/12/2019	N	● N/S	£0	-
PANDORAEXPRESS 6 LIMITED	(GB)	UK02437180	02776512	29/12/2019	N	● N/S	£0	-
AL ROLLO LIMITED	(GB)	UK02444168	02783523	29/12/2019	N	● N/S	£0	£0
PIZZAEXPRESS (RESTAURANTS)	(GB)	UK02466086	02805490	03/01/2021	N	● 49	£23,000,000	£162,459,000
THE GOURMET PIZZA COMPANY	(GB)	UK02534740	02874428	31/12/2019	N	● N/S	£0	-
SPEED 3969 LIMITED	(GB)	UK02535450	02875140	29/12/2019	N	● N/S	£0	-
BOOKCASH TRADING LIMITED	(GB)	UK02544542	02884279	03/01/2021	N	● 38	£500	£619,000
WAYRACER LIMITED	(GB)	UK03038504	03380547	29/12/2019	N	● N/S	£0	-
HALFCITY LIMITED	(GB)	UK03383916	03728544	29/12/2019	N	● N/S	£0	-
PIZZAEXPRESS (WHOLESALE) LIM	(GB)	UK02474309	02813728	03/01/2021	N	● 20	£0	£1,892,000
PIZZAEXPRESS MERCHANDISING L	(GB)	UK02944255	03285834	03/01/2021	N	● 64	£4,050,000	£10,450,000
ROLL&SHAKE LIMITED	(GB)	UK13222500	09265819	03/01/2021	N	● N/S	£0	-
HUNTON HOUSE LIMITED	(GB)	UK16093261	10932580	03/01/2021	N	● N/S	£0	£0
PANDORAEXPRESS 1 LIMITED.	(GB)	UK04335642	04688642	29/12/2019	N	● N/S	£0	-
PANDORAEXPRESS 2 LIMITED	(GB)	UK04335647	04688647	29/12/2019	N	● N/S	£0	£0
PANDORAEXPRESS 3 LIMITED	(GB)	UK04335611	04688610	29/12/2019	N	● N/S	£0	£0

	PANDORAEXPRESS 4 LIMITED (GB)	UK04335632	04688632	29/12/2019	N	● N/S	£0	£0
	PANDORAEXPRESS 5 LIMITE (GB)	UK04356030	04709081	29/12/2019	N	● N/S	£0	-

	PANDORAEXPRESS 7 LIMITED	(GB)	UK04638265	04992210	29/12/2019	N	● N/S	£0	£0
	RIPOSTE LIMITED	(GB)	UK04483516	04836963	29/12/2019	N	● N/S	£0	£0
	PIZZAEXPRESS INTERNATIONAL HOLD	(GB)	UK13565521	09508199	03/01/2021	N	● 32	£500	£0
	PIZZAEXPRESS UAE HOLDINGS LIM	(GB)	UK13580684	09521869	03/01/2021	N	● 46	£500	£0

Compliance Alerts



Please note businesses are responsible for conducting their own KYC (Know Your Customer) checks. The Compliance Alerts generated by this report display **possible** matches for business or individuals. Matches are generated using many data points e.g. name, address, date of birth, possible alias, country etc. We recommend users click on each alert to view details of the potential match and use a screening tool (like Protect) to ensure that screening is conducted in line with your own business risk appetite and internal processes.

Last updated 10/10/2022 20:05

Company

Name	Address	Compliance Alerts
(GB) PIZZAEXPRESS (RESTAURANTS) LIMITED	HUNTON HOUSE HIGHBRIDGE ESTATE, OXFORD ROAD, UXBRIDGE, MIDDLESEX, UB8 1LX	No Alerts

Current Directors

Name	Gender	DOB	Address	Compliance Alerts
() Paula Jane MacKenzie	Female	04/1977	Hunton House Highbridge Estate, Oxford Road, Uxbridge, UB8 1LX	No Alerts
() Mandeep Kaur Sandhu	Female	08/1976	Hunton House Highbridge Estate, Oxford Road, Uxbridge, UB8 1LX	No Alerts
() Joanne Clare Bennett	Female	09/1976	Hunton House Highbridge Estate, Oxford Road, Uxbridge, UB8 1LX	
() Joanne Clare Bennett	Female	09/1976	Hunton House Highbridge Estate, Oxford Road, Uxbridge, UB8 1LX	
() Nicola Zoe Bowley	Female	07/1971	Hunton House Highbridge Estate, Oxford Road, Uxbridge, UB8 1LX	No Alerts

Ultimate Beneficiary Owner(s)

Name	Address	Compliance Alerts
() Pizzaexpress Limited	Hunton House, Highbridge Estate Oxford Road, Uxbridge, Middlesex, UB8 1LX England	No Alerts

Compliance Alerts, Compliance Risk, Indicators, KYC reports (together '**Compliance Data**') are created with Creditsafe data enriched by data provided by several third-party suppliers which would not be possible for Creditsafe to guarantee accuracy.

Creditsafe Compliance Alerts screens selected business or individuals (directors, Ultimate Beneficial Owners (UBOs) using a minimum of 90% matching score, to generate alerts relating to the following categories of risk: Sanctions/Watchlists, Enforcement Agencies/ PEP (Politically Exposed Persons) Lists (politically exposed persons) and AML (Anti Money Laundering) relevant adverse media. The screening tool matches based on whether the entity searched is a business or individual, aliases, date of birth (with a 12-month tolerance), country and gender. If some of the data needed to match is not available the algorithm assumes a possible match. EXAMPLE: A search for "Mohamed Ali" with no residential country but with a date of birth and a Director of a UK company gives a 100% match. Mohamed Ali is a very common name and often regulators do not store date of births of persons on watch lists. The address of his work is also not taken into account as it is not a confirmed legal personal residence. A 100% match does not mean the Director in question is a match. We must look at the details of each potential record reported.

The compliance data is not intended to be used as the sole basis for any decision making and is based upon Creditsafe data that has been enriched with data provided by third parties, the accuracy of which it would not be possible for Creditsafe to guarantee. The Service is provided without warranties of any kind, whether express or implied and no representations are given in relation to the information provided. Creditsafe seeks to exclude any liabilities that may arise out of the use or misuse of the information.

NOTE: Compliance alerts have no impact on a company's credit score and are made available to simplify the process of conducting your own compliance checks only. Large reports with more than 50 names to screen, will not be generated. This limit will increase in the future.

Payment Analysis

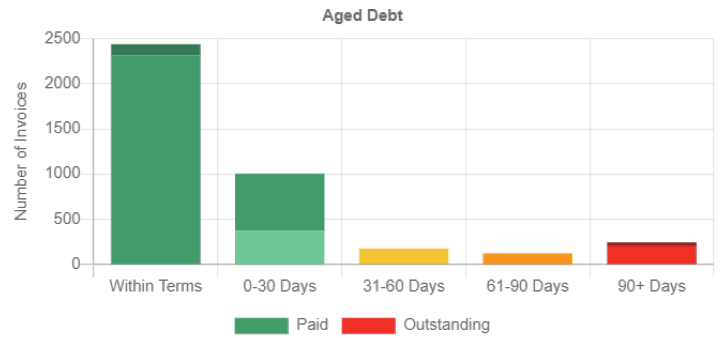
Payment Information Summary

Invoice Data & Aged Debt

Average Invoice Value	£17,089.8
Invoices Available	3980
Paid	3165
Outstanding	815

Trade Payment Data is real life payment experiences gathered from selected third party partners big and small who send us trade payment information on their complete sales ledger.

The Age of Debt Graph highlights the current Age of Debt of a given company. The graph is separated into 5 categories. Generally, Within Terms and 0-30 days are a reasonable time for a company to pay their invoices and showcases good invoice payment whereas anything beyond that is indicative of poor invoice payment.

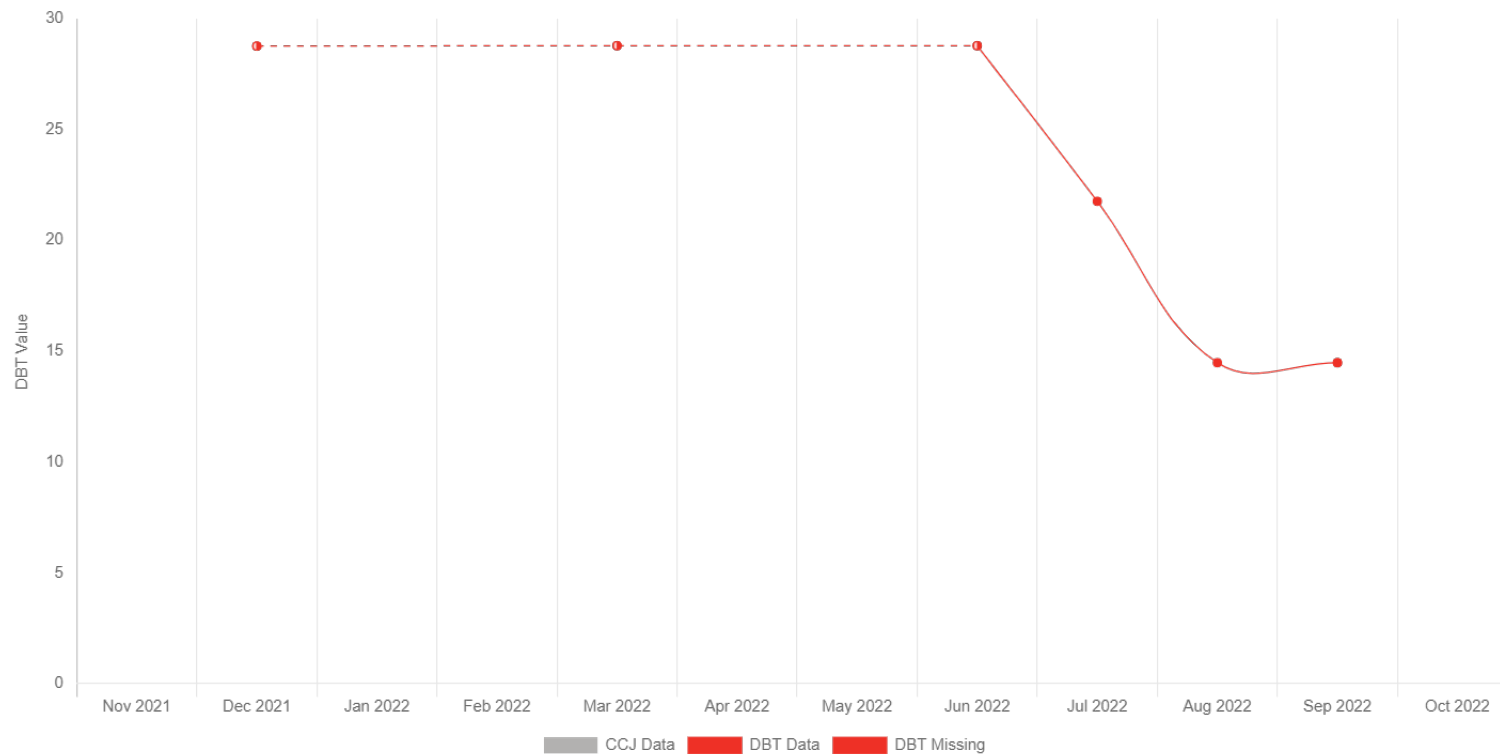


Get Connected! You can help Creditsafe improve payment reporting across the world by joining our payment information network

Share

CCJ Data Trends

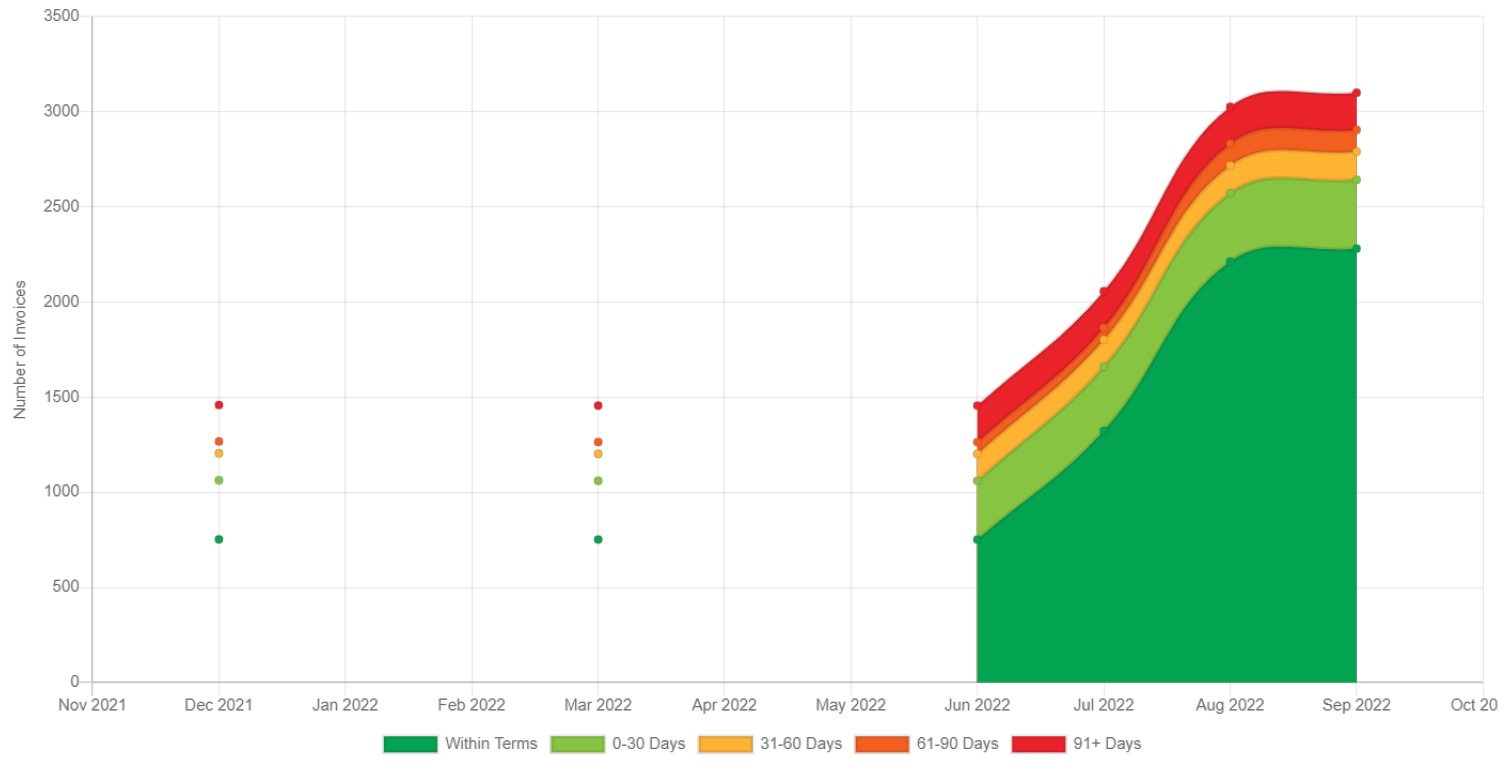
The CCJ Data Trends graph shows the amount of County Court Judgements and their value against the given company. This will allow you to easily assess the effects of a CCJ and what impact it may have on payment performance. This graph also shows the DBT data trends for comparison with the CCJ trends.



Accumulative Invoice Trends

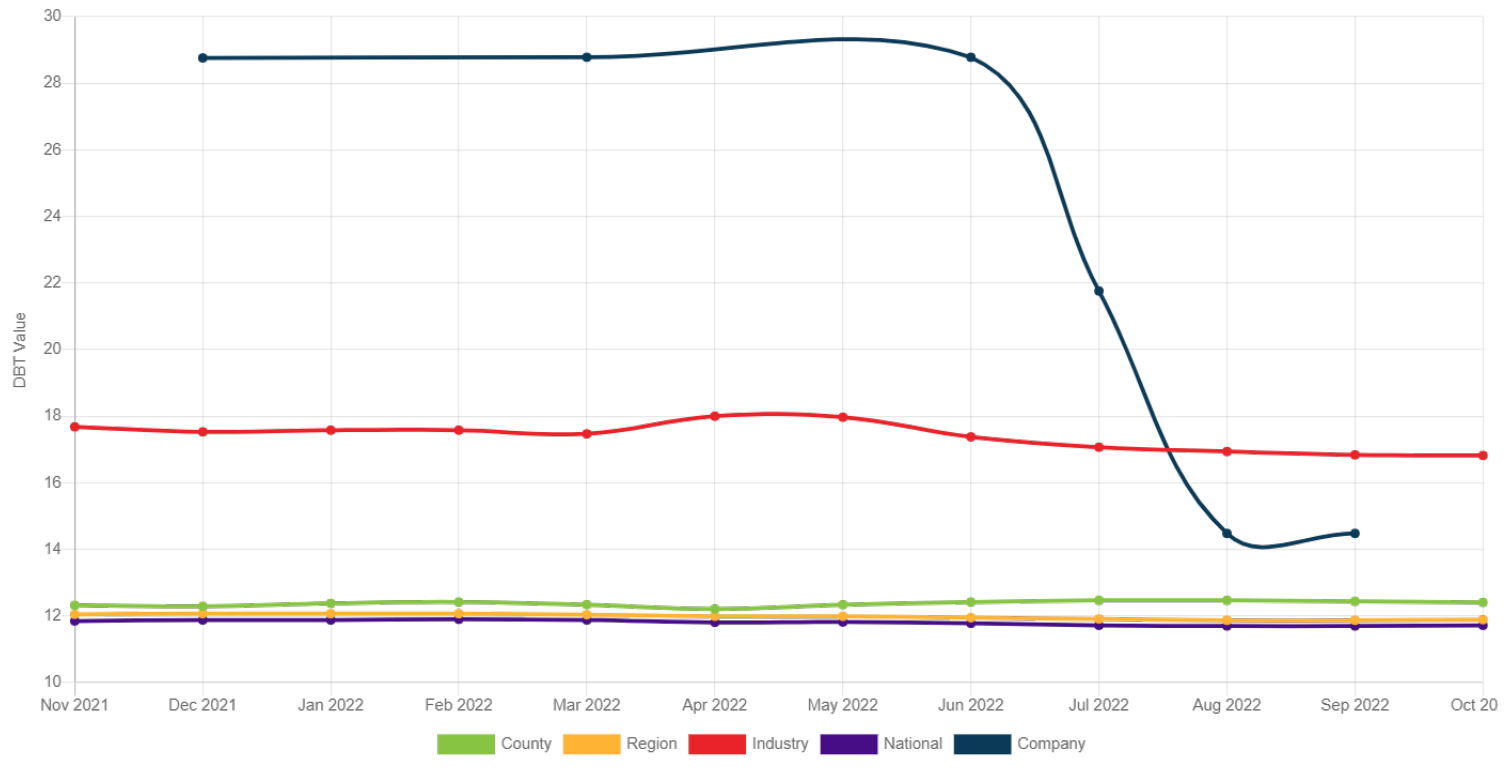
The Accumulative Invoice Trends graph shows the invoice payment trends that a given company has over a period of time. This displays the current on-going

payment performance of the company and the ability to predict future payment patterns. Areas that are marked as grey, indicate months where the invoice data for the company is missing. Instead, the averages of the two non-missing points is used instead.



Days Beyond Terms (DBT) Trends

This graph indicates the average Days Beyond Terms (DBT) the company itself takes to pay their invoices. This is also compared to the average DBT of companies in the same county, region and industry. The UK national average is included for your reference.



General Information

Charges

Charge Details

Mortgage Type	-	Date Charge Created	16/07/2021
Date Charge Registered	20/07/2021	Date Charge Satisfied	-
Status	OUTSTANDING		
Person(s) Entitled	U.S. BANK TRUSTEES LIMITED (AS SECURITY AGENT)		
Amount Secured	-		
Details	NOT APPLICABLECONTAINS FIXED CHARGE.CONTAINS FLOATING CHARGE.CONTAINS NEGATIVE PLEDGE.		

Mortgage Type	-	Date Charge Created	05/11/2020
Date Charge Registered	11/11/2020	Date Charge Satisfied	10/09/2021
Status	SATISFIED		
Person(s) Entitled	GLAS TRUST CORPORATION LIMITED (AS SECURITY AGENT)		
Amount Secured	-		
Details	NOT APPLICABLECONTAINS FIXED CHARGE.CONTAINS FLOATING CHARGE.FLOATING CHARGE COVERS ALL THE PROPERTY OR UNDERTAKING OF THE COMPANY.CONTAINS NEGATIVE PLEDGE.		

Mortgage Type	-	Date Charge Created	14/11/2014
Date Charge Registered	21/11/2014	Date Charge Satisfied	10/09/2021
Status	SATISFIED		
Person(s) Entitled	DEUTSCHE BANK AG, LONDON BRANCH, AS SECURITY TRUSTEE FOR ITSELF AND CERTAIN OTHER SECURED PARTI		
Amount Secured	-		
Details	CONTAINS FIXED CHARGE.CONTAINS FLOATINGCHARGE.FLOATING CHARGE COVERS ALL THE PROPERTY OR UNDERTAKING OF THE COMPANY.CONTAINS NEGATIVE PLEDGE.		

Mortgage Type	DEBENTURE	Date Charge Created	06/09/2011
Date Charge Registered	20/09/2011	Date Charge Satisfied	29/08/2014
Status	SATISFIED		
Person(s) Entitled	BANK OF SCOTLAND PLC AS SECURITY TRUSTEE FOR ITSELF AND THE OTHER SECURED PARTIES (THE "SECURIT		
Amount Secured	ALL MONIES DUE OR TO BECOME DUE FROM ANY CHARGING COMPANY OR ANY OTHER OBLIGOR TO ANY SECURED PARTY ON ANY ACCOUNT WHATSOEVER UNDER THE TERMS OF THE AFOREMENTIONED INSTRUMENT CREATING OR EVIDENCING THE CHARGE		
Details	FIXED AND FLOATING CHARGE OVER THE UNDERTAKING AND ALL PROPERTY AND ASSETS PRESENT AND FUTURE, INCLUDING GOODWILL, BOOKDEBTS, UNCALLED CAPITAL, BUILDINGS, FIXTURES, FIXED PLANT & MACHINERY SEE IMAGEFOR FULL DETAILS		

Mortgage Type	DEBENTURE	Date Charge Created	09/04/2007
Date Charge Registered	18/04/2007	Date Charge Satisfied	29/08/2014
Status	SATISFIED		
Person(s) Entitled	THE GOVERNOR AND COMPANY OF THE BANK OF SCOTLAND		
Amount Secured	ALL MONIES OR LIABILITIES DUE OR TO BECOME DUE FROM ANY CHARGING COMPANY OR ANYOTHER OBLIGOR TO THE CHARGE AS SECURITY TRUSTEE FOR ITSELF AND THE OTHER SECURED PARTIES (THE "SECURITY AGENT") ON		

ANYACCOUNT WHATSOEVER UNDER THE TERMS OF THE AFOREMENTIONED INSTRUMENT CREATING OR EVIDENCING THE CHARGE

Details FIXED AND FLOATING CHARGES OVER THE UNDERTAKING AND ALL PROPERTY AND ASSETS PRESENT AND FUTURE INCLUDING GOODWILL BOOKDEBTS UNCALLED CAPITAL BUILDINGS FIXTURES FIXED PLANT AND MACHINERY SEE THE MORTGAGE CHARGE DOCUMENT FOR FULL DETAILS

Mortgage Type	DEBENTURE	Date Charge Created	31/01/2005
Date Charge Registered	11/02/2005	Date Charge Satisfied	02/01/2007
Status	SATISFIED		
Person(s) Entitled	HSBC BANK PLC (THE SECURITY AGENT)		
Amount Secured	ALL MONIES DUE OR TO BECOME DUE FROM ANY GROUP COMPANY TO THE SECURITY BENEFICIARIES ON ANY ACCOUNT WHATSOEVER UNDER THE TERMS OF THE AFOREMENTIONED INSTRUMENT CREATING OR EVIDENCING THE CHARGE		
Details	FIXED AND FLOATING CHARGES OVER THE UNDERTAKING AND ALL PROPERTY AND ASSETS PRESENT AND FUTURE INCLUDING GOODWILL BOOKDEBTS UNCALLED CAPITAL BUILDINGS FIXTURES FIXED PLANT AND MACHINERY SEE THE MORTGAGE CHARGE DOCUMENT FOR FULL DETAILS		

Mortgage Type	A SUPPLEMENTAL DEED	Date Charge Created	01/07/2004
Date Charge Registered	13/07/2004	Date Charge Satisfied	02/01/2007
Status	SATISFIED		
Person(s) Entitled	HSBC BANK PLC AS SECURITY AGENT		
Amount Secured	ALL MONIES DUE OR TO BECOME DUE FROM ANY GROUP COMPANY TO THE SECURITY BENEFICIARIES ON ANY ACCOUNT WHATSOEVER UNDER THE TERMS OF THE AFOREMENTIONED INSTRUMENT CREATING OR EVIDENCING THE CHARGE		
Details	THE MORTGAGED PROPERTY BEING THE F/H ESTATE K/A ST JAMES CHURCH SUFFOLK SQUARE CHELTENHAM, THE F/H ESTATE K/A UNIT 13 TROJAN INDUSTRIAL ESTATE COBBALD ROAD WILLESDEN, ALL CHARGED SHARES AND RELATED RIGHTS, ALL INTELLECTUAL PROPERTY (FOR DETAILS OF CHARGED SHARES AND INTELLECTUALPROPERTY PLEASE SEE SCHEDULES TO THE FORM 395) SEE THE MORTGAGE CHARGE DOCUMENT FOR FULL DETAILS		

Mortgage Type	DEED OF ACCESSION	Date Charge Created	30/09/2003
Date Charge Registered	15/10/2003	Date Charge Satisfied	14/08/2004
Status	SATISFIED		
Person(s) Entitled	THE GOVERNOR AND COMPANY OF THE BANK OF SCOTLAND (THE SECURITY AGENT)		
Amount Secured	ALL MONIES DUE OR TO BECOME DUE FROM THE ANY GROUP COMPANY OR ANY SHARE COMPANY TO THE SECURITY BENEFICIARIES ON ANY ACCOUNT WHATSOEVER UNDER THE TERMS OF THE AFOREMENTIONED INSTRUMENT CREATING OR EVIDENCING THE CHARGE		
Details	F/H LAND K/A 153-155 HIGH STREET HARBORNE BIRMINGHAM B17 9QE T/N WM450078, F/H LAND K/A 3 CHURCH STREET LUTON LU1 3JE T/N BD231759, F/H LAND K/A 18 HIGH STREETSLOUGH SL1 7JT T/N BK325314 FIXED AND FLOATING CHARGES OVER THE UNDERTAKING AND ALL PROPERTY AND ASSETS PRESENT AND FUTURE INCLUDING GOODWILL BOOKDEBTS UNCALLED CAPITAL BUILDINGS FIXTURES FIXED PLANT AND MACHINERY SEE THE MORTGAGE CHARGE DOCUMENT FOR FULL DETAILS		

Mortgage Type	COMPOSITE GUARANTEE AND DEBENTURE	Date Charge Created	15/07/2003
Date Charge Registered	26/07/2003	Date Charge Satisfied	14/08/2004
Status	SATISFIED		
Person(s) Entitled	THE GOVERNOR AND COMPANY OF THE BANK OF SCOTLAND (THE "SECURITY AGENT")		
Amount Secured	ALL MONIES DUE OR TO BECOME DUE FROM ANY GROUP COMPANY TO THE SECURITY BENEFICIARIES ON ANY ACCOUNT WHATSOEVER UNDER THE TERMS OF THE AFOREMENTIONED INSTRUMENT CREATING OR EVIDENCING THE CHARGE		
Details	F/H LAND KNOWN AS 153-155 HIGH STREET, HARBORNE, BIRMINGHAM B17 9QE T/N WM450078, F/H LAND KNOWN AS 3 CHURCH STREET, LUTON LU1 3JE T/N BD231759, F/H LAND KNOWNAS 18 HIGH STREET, SLOUGH SL1 7JT T/N BK325314 (REFER TO FORM 395 FOR FURTHER DETAILS) FIXED AND FLOATING CHARGES OVER THE UNDERTAKING AND ALL PROPERTY AND ASSETS PRESENT AND FUTURE INCLUDING GOODWILL BOOKDEBTS UNCALLED CAPITAL BUILDINGS FIXTURES FIXED PLANT AND MACHINERY SEE THE MORTGAGE CHARGE DOCUMENT FOR FULL DETAILS		

Mortgage Type	DEED OF CHARGE OVER DEPOSIT	Date Charge Created	23/05/1997
Date Charge Registered	04/06/1997	Date Charge Satisfied	02/01/2007
Status	SATISFIED		
Person(s) Entitled	THE GOVERNOR AND COMPANY OF THE BANK OF SCOTLAND		
Amount Secured	ALL MONIES DUE OR TO BECOME DUE FROM THE COMPANY TO THE CHARGEES ON ANY ACCOUNT WHATSOEVER		
Details	ALL MONIES STANDING TO THE CREDIT OF THE ACCOUNT OF THE COMPANY IN THE BOOKS OF THE BANK OF SCOTLAND TREASURY SERVICES PLC TOGETHER WITH ALL INTEREST SEE THE MORTGAGE CHARGE DOCUMENT FOR FULL DETAILS		

Mortgage Type	DEED OF CHARGE OVER DEPOSIT	Date Charge Created	08/11/1996
Date Charge Registered	15/11/1996	Date Charge Satisfied	02/01/2007
Status	SATISFIED		
Person(s) Entitled	THE GOVERNOR AND COMPANY OF THE BANK OF SCOTLAND		
Amount Secured	ALL MONIES DUE OR TO BECOME DUE FROM THE COMPANY TO THE CHARGEES ON ANY ACCOUNT WHATSOEVER		
Details	ALL MONIES NOW OR AT ANY TIME HEREAFTER STANDING TO THE CREDIT OF THE ACCOUNT TOGETHER WITH ALL INTEREST AND OTHER AMOUNTS SEE THE MORTGAGE CHARGE DOCUMENT FOR FULL DETAILS		

Mortgage Type	DEED OF CHARGE OVER DEPOSIT	Date Charge Created	08/11/1996
Date Charge Registered	15/11/1996	Date Charge Satisfied	02/01/2007
Status	SATISFIED		
Person(s) Entitled	THE GOVERNOR AND COMPANY OF THE BANK OF SCOTLAND		
Amount Secured	ALL MONIES DUE OR TO BECOME DUE FROM THE COMPANY TO THE CHARGEES ON ANY ACCOUNT WHATSOEVER		
Details	ALL MONIES NOW OR AT ANY TIME HEREAFTER TO THE CREDIT OF THE ACCOUNT TOGETHER WITH ALL INTEREST AND OTHER AMOUNTS SEE THE MORTGAGE CHARGE DOCUMENT FOR FULL DETAILS		

Trade Debtors

Trade Debtors / Bad Debt Detail

Total Documented Trade	Total Value of Documented Trade
------------------------	---------------------------------

2

£18,075

Company Name	Amount	Statement Date
A P T Leisure Limited	£6,230	12/07/2019
Qubic Limited	£11,845	10/03/2010