



(GB) LLOYDS BANK PLC

UK00000353

Risk Score	International Score	Credit Limit	Contract Limit	Status	DBT	Industry DBT	Compliance Alerts
86	A	£100,000,000	£500,000,000	Active	3.8	10	8 Alerts

Summary

Company Information

Key Information

Company Number	00002065
Company Name	LLOYDS BANK PLC
Company Status	Active - Accounts Filed
Incorporation Date	20/04/1865
Company Type	Public limited with Share Capital
VAT Number	GB244155576
SIC07 Code	64191
SIC07 Description	Banks

Contact Information

Address:	25 GRESHAM STREET, LONDON, EC2V 7HN view on map
Website:	www.lloydsbank.com
Telephone Number:	03453000000 TPS N
Trading Address:	25 Gresham Street, London, EC2V 7HN View More

Additional Information

FTSE Index	-	Filing Date Of Accounts	02/04/2022
Share Capital	£1,574,285,852	Charity Number	-
Currency	GBP	Safe Number	UK00000353
Principal Activity	A group engaged in the provision of a wide range of banking and financial services through branches and offices.	Accountant	-
Charges	75 Show more	Trade Debtors	Yes Show more
Land Registry	2367 Show more	Trade Creditors	No

CCJ Summary

Number of CCJs

18

Value of CCJs

321,295

Most Recent CCJs

23/08/2022	CENTRAL LONDON	£56,567	Judgment
03/08/2022	COUNTY COURT MONEY CLAIMS CENTRE	£3,289	Judgment
15/06/2022	YORK	£10,529	Judgment

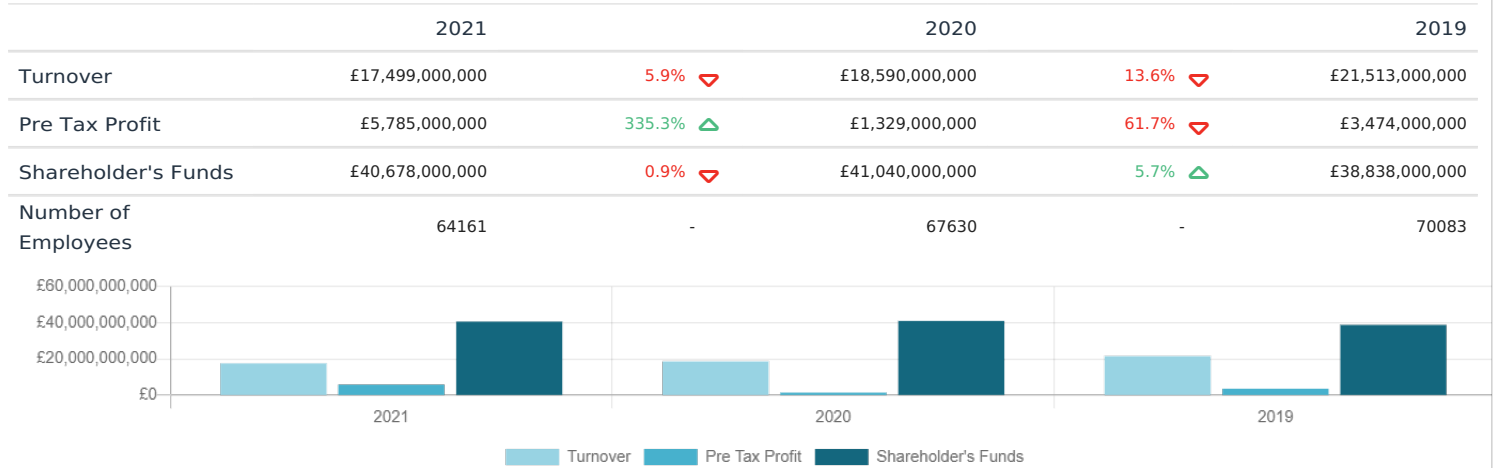
Ultimate Holding Company

Company Name	Country	Safe Number	Company Number	Latest Key Financials	Score	Limit	Turnover
LLOYDS BANKING GROUP PLC	(GB)	UK07201969	SC095000	31/12/2021	● 86	£100,000,000	£42,521,000,000

We've discovered 2233 companies in this company's Creditsafe Linkages Data across 52 countries.

[View Linkages](#)
[View Group](#)

Key Financials



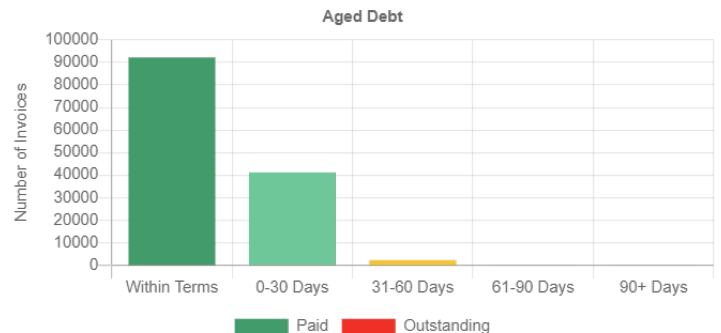
Payment Information Summary

Invoice Data

Average Invoice Value	£193.7
Invoices Available	135688
Paid	135688
Outstanding	0

Trade Payment Data is real life payment experiences gathered from selected third party partners big and small who send us trade payment information on their complete sales ledger.

The Age of Debt Graph highlights the current Age of Debt of a given company. The graph is separated into 5 categories. Generally, Within Terms and 0-30 days are a reasonable time for a company to pay their invoices and showcases good invoice payment whereas anything beyond that is indicative of poor invoice payment.



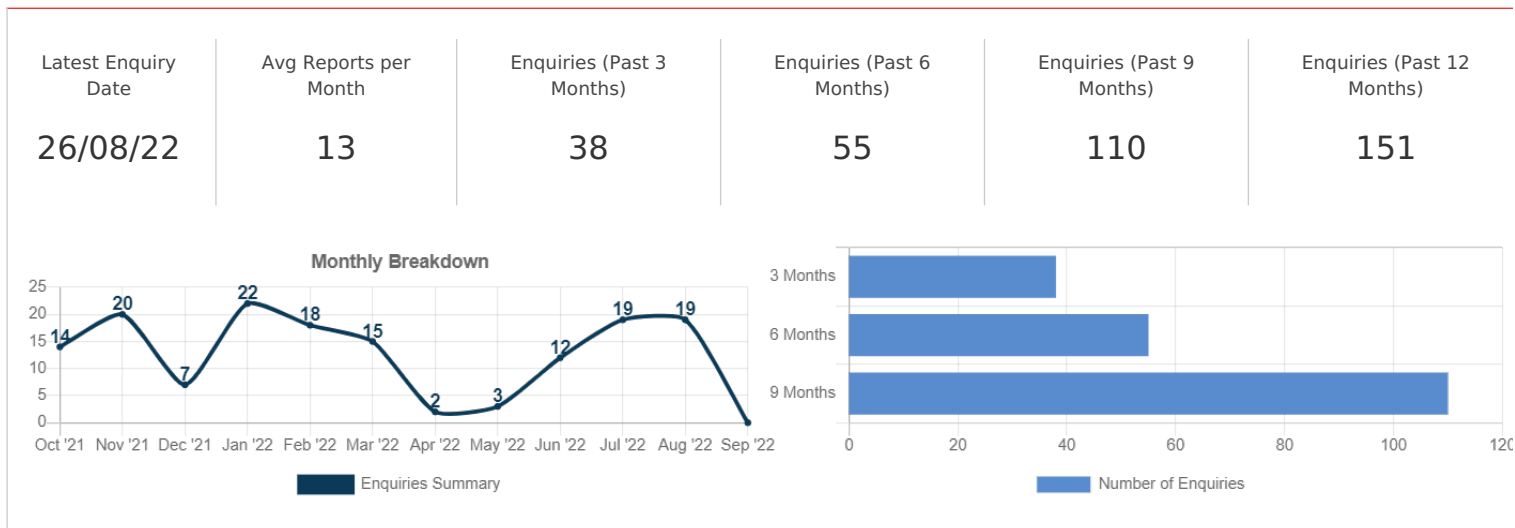
Share your risk intelligence with over 13,000 Creditsafe contributors and create your Trade Payment story

[Share More](#)

Commentary

- This company has been treated as a PLC company in terms of the score/limit that has been generated
- ⊕ This is a very large company with Total Assets in excess of £5 billion and Equity greater than £50 million.
- This company's Asset Ratio shows a moderate amount of cover on outstanding obligations.
- ⊕ The latest Balance Sheet indicates a positive net Working Capital position.
- This company has made late payments on a low percentage of invoices.

Enquiries Summary



Trading Address

Trading Address Details

Address	Telephone Number	TPS
1 Abbey Lane, Sheffield, South Yorkshire, S8 0BJ	0114 3189996	N
1 Armoury Terrace, Ebbw Vale, Gwent, NP23 6BD	0345 3000000	N
Roahampton House, Roehampton Lane, London, SW15 5PS	-	-
Roman Bank, Skegness, Lincolnshire, PE25 2RX	-	-
Royal Chambers, High Street East, Wallsend, Tyne and Wear, NE28 8PJ	0345 6021997	N
Sampson House, 64 Hornton Street, London, W8 4NU	-	-
Scottish Equitable House, 43 Temple Row, Birmingham, West Midlands, B2 5JP	0345 6021997	N
Sedgemoor House, Deangate Avenue, Taunton, Somerset, TA1 2UF	-	-
Sevenside House, St Mellons, Cardiff, South Glamorgan, CF3 0YY	-	-
Spinning Gate Shopping Centre, 28-30 Ellesmere Street, Leigh, Lancashire, WN7 4PG	0345 6021997	N
St Andrews House, 119-121 The Headrow, Leeds, West Yorkshire, LS1 5HF	0113 2440707	N
St Helen's Square, York, North Yorkshire, YO1 8QW	-	-
St James, London, SW1Y 5NA	-	-
Unit 3, Market House, 20 Market Place, Wokingham, Berkshire, RG40 1AP	0345 6021997	N
Unit 3, Stewards Walk The Liberty, Romford, Essex, RM1 3RJ	01708 736686	N
Unit 3 Canary Wharf Shopping Centre, The Park Pavilion, Canary Wharf, London, E14 5FW	0345 6021997	N
Unit 3 Park Pavillion, 40 Canada Square, Canary Wharf, London, E14 5FW	0345 3000000	N
Unit 3 The Precinct, Blaydon Shopping Centre, The Precinct, Blaydon-on-tyne, Tyne and Wear, NE21 5BY	0345 6021997	N
Unit 32 Atria Watford Intu Watford, High Street, Watford, Hertfordshire, WD17 2TA	0345 3000000	N
Unit 32-35, King Edward Street St Johns Shoppin, Centre, Perth, Perthshire, PH1 5UB	01738 799998	N
Unit 4, Lundale House, Market Street, Morecambe, Lancashire, LA4 5DW	01524 569998	N
Unit 4, Three Tuns Parade Stafford Road, Wolverhampton, West Midlands, WV10 6BA	0345 6021997	N

Unit 42, Westfield Stratford City, Montfichet Road, London, E20 1EH	0345 6021997	N
Unit 44, 44-45 George White Street Cabot Cir, Bristol, Avon, BS1 3BA	0345 6021997	N
Unit 6, 7 The Parade Court Road, Brockworth, Gloucester, Gloucestershire, GL3 4EW	0345 6021997	N

We have provided only the first 25 rows of data, for more rows please visit our website or contact your account manager.

SIC07/SIC03

Additional SIC Codes

SIC07 Code	64191	SIC07 Description	Banks
SIC03 Code	6512	SIC03 Description	Other monetary intermediation

Score/Limit

Summary Information

Score	86	Change Date	06/12/2019
Limit	£100,000,000	Change Date	06/12/2019

Financials Filed / Established

Score	Description
71-100	Very Low Risk
51-70	Low Risk
30-50	Moderate Risk
21-29	High Risk
1-20	Very High Risk
Not Scored	Please see report for description

Newly Incorporated

Score	Description
51-100	Low Risk
30-50	Moderate Risk
1-29	Caution - High Risk
Not Scored	Please see report for description

International Score Explanation

International Score	Description
---------------------	-------------

●	A	Very Low Risk
●	B	Low Risk
●	C	Moderate Risk
●	D	High Risk
●	E	Not Scored

Directors/Shareholders

Directors/Shareholders

Directors/Shareholders Summary

Current Directors	14	Current Secretaries	2
Previous Directors/Company Secretaries	92	Person's With Significant Control	1

Current Directors

Title	Mr	Function	Director
Name	Jonathan Scott Wheway	Nationality	British
Date of Birth	08/1966	Present Appointments	12
Latest Address	25 Gresham Street, London	Appointment Date	01/08/2022
Postcode	EC2V 7HN	Occupation	COMPANY DIRECTOR
View Director Report		View Consumer Report	
View AML Report		View Trace Report	
View Compliance Report			

Title	Ms	Function	Director
Name	Harmeen Mehta	Nationality	Indian
Date of Birth	08/1974	Present Appointments	4
Latest Address	25 Gresham Street, London	Appointment Date	01/11/2021
Postcode	EC2V 7HN	Occupation	DIRECTOR
View Director Report		View Consumer Report	
View AML Report		View Trace Report	
View Compliance Report			

Title	Mr	Function	Director
Name	Charles Alan Nunn	Nationality	British
Date of Birth	09/1971	Present Appointments	4
Latest Address	25 Gresham Street, London	Appointment Date	16/08/2021
Postcode	EC2V 7HN	Occupation	DIRECTOR
View Director Report		View Consumer Report	
View AML Report		View Trace Report	
View Compliance Report			

Title	Mr	Function	Director
Name	Robin Francis Budenberg	Nationality	British
Date of Birth	05/1959	Present Appointments	4

Latest Address	25 Gresham Street, London	Appointment Date	01/10/2020
Postcode	EC2V 7HN	Occupation	DIRECTOR
View Director Report	View Consumer Report	View AML Report	View Trace Report
View Compliance Report			

Title	Mrs	Function	Director
Name	Catherine Marie Woods	Nationality	Irish
Date of Birth	09/1962	Present Appointments	4
Latest Address	25 Gresham Street, London	Appointment Date	01/03/2020
Postcode	EC2V 7HN	Occupation	NONE
View Director Report	View Consumer Report	View AML Report	View Trace Report
View Compliance Report			

Title	Ms	Function	Director
Name	Sarah Catherine Legg	Nationality	British
Date of Birth	09/1967	Present Appointments	5
Latest Address	25 Gresham Street, London	Appointment Date	01/12/2019
Postcode	EC2V 7HN	Occupation	NONE
View Director Report	View Consumer Report	View AML Report	View Trace Report
View Compliance Report			

Title	Mr	Function	Director
Name	William Leon David Chalmers	Nationality	British
Date of Birth	07/1968	Present Appointments	15
Latest Address	25 Gresham Street, London	Appointment Date	01/08/2019
Postcode	EC2V 7HN	Occupation	COMPANY DIRECTOR
View Director Report	View Consumer Report	View AML Report	View Trace Report
View Compliance Report			

Title	Mr	Function	Director
Name	Nigel Grant Hinshelwood	Nationality	British
Date of Birth	02/1966	Present Appointments	3
Latest Address	25 Gresham Street, London	Appointment Date	01/01/2019
Postcode	EC2V 7HN	Occupation	COMPANY DIRECTOR
View Director Report	View Consumer Report	View AML Report	View Trace Report
View Compliance Report			

Title	Mrs	Function	Director
Name	Sarah Elise Bentley	Nationality	British
Date of Birth	08/1971	Present Appointments	2
Latest Address	25 Gresham Street, London	Appointment Date	01/01/2019
Postcode	EC2V 7HN	Occupation	COMPANY DIRECTOR
View Director Report	View Consumer Report	View AML Report	View Trace Report
View Compliance Report			

Title	Mr	Function	Director
Name	Brendan Edward Gilligan	Nationality	Irish
Date of Birth	06/1956	Present Appointments	2
Latest Address	25 Gresham Street, London	Appointment Date	01/01/2019
Postcode	EC2V 7HN	Occupation	COMPANY DIRECTOR

[View Director Report](#)
[View Consumer Report](#)
[View AML Report](#)
[View Trace Report](#)
[View Compliance Report](#)

Title	Mrs	Function	Director
Name	Amanda Felicity MacKenzie	Nationality	British
Date of Birth	12/1963	Present Appointments	8
Latest Address	25 Gresham Street, London	Appointment Date	01/10/2018
Postcode	EC2V 7HN	Occupation	COMPANY DIRECTOR

[View Director Report](#)
[View Consumer Report](#)
[View AML Report](#)
[View Trace Report](#)
[View Compliance Report](#)

Title	-	Function	Director
Name	Lord (James Roger Crompton) Lupton	Nationality	British
Date of Birth	06/1955	Present Appointments	5
Latest Address	25 Gresham Street, London	Appointment Date	01/06/2017
Postcode	EC2V 7HN	Occupation	DIRECTOR

[View Director Report](#)
[View Consumer Report](#)
[View AML Report](#)
[View Trace Report](#)
[View Compliance Report](#)

Title	Mr	Function	Director
Name	Alan Peter Dickinson	Nationality	British
Date of Birth	06/1950	Present Appointments	5
Latest Address	25 Gresham Street, London	Appointment Date	08/09/2014
Postcode	EC2V 7HN	Occupation	DIRECTOR

[View Director Report](#)
[View Consumer Report](#)
[View AML Report](#)
[View Trace Report](#)
[View Compliance Report](#)

Title	Mr	Function	Director
Name	David Geoffrey Manning	Nationality	British
Date of Birth	12/1949	Present Appointments	3
Latest Address	25 Gresham Street, London	Appointment Date	01/05/2008
Postcode	EC2V 7HN	Occupation	DIRECTOR

[View Director Report](#)
[View Consumer Report](#)
[View AML Report](#)
[View Trace Report](#)
[View Compliance Report](#)

Current Company Secretary

Title	Ms	Function	Company Secretary
Name	Catharine Lucy Cheetham	Nationality	-
Date of Birth	-	Present Appointments	1
Latest Address	25 Gresham Street, London	Appointment Date	01/07/2019
Postcode	EC2V 7HN	Occupation	-

[View Director Report](#)
[View Consumer Report](#)
[View AML Report](#)
[View Trace Report](#)
[View Compliance Report](#)

Title	Ms	Function	Company Secretary
Name	Margaret Ann Coltman	Nationality	British
Date of Birth	09/1955	Present Appointments	2
Latest Address	25 Gresham Street, London	Appointment Date	09/05/2008

Postcode

EC2V 7HN

Occupation

-

[View Director Report](#)[View Consumer Report](#)[View AML Report](#)[View Trace Report](#)[View Compliance Report](#)

Top Shareholders

Name	Currency	Share Count	Share Type	Nominal Value	% of Share Count
LLOYDS BANKING GROUP PLC	GBP	1,574,285,752	ORDINARY	1	100
LLOYDS BANKING GROUP PLC	GBP	100	NON-CUMULATIVE RED PREF	1	0

PSC

PSC Summary

	● Active	● Ceased	● Total
Persons with Significant Control	1	0	1
Protected Persons with Significant Control	0	0	0
Statements	0	0	0

Active Persons With Significant Control

Name	Lloyds Banking Group Plc	Kind	Corporate Entity With Significant Control
Address	The Mound, Edinburgh, EH1 1YZ United Kingdom	Notified On	06/04/2016
Post Code	EH1 1YZ	Legal Form	Public Limited Company
Authority	United Kingdom (Scotland)	Place Registered	Companies House
Country Registered	Scotland	Registration Number	Sc095000
Nature Of Control	<ul style="list-style-type: none"> · Ownership of shares - above 75% · Ownership of voting rights - above 75% · Right to appoint and remove directors 		

Ceased Persons With Significant Control

No Ceased Persons With Significant Control To Display

Active Protected Persons With Significant Control

There are no Active Protected Persons With Significant Control to display

Ceased Protected Persons With Significant Control

There are no Ceased Protected Persons With Significant Control to display

Active Statements

No Active Statements to Display

Ceased Statements

No Ceased Statements to Display

Previous Directors/Company Secretaries

Directors/Shareholders Summary

Current Directors	14	Current Secretaries	2
Previous Directors/Company Secretaries	92	Person's With Significant Control	1

Previous Directors

Name	● Current Active Appointments	● Previous Directorships	● Dissolved Directorships
Carolyn Julie Fairbairn	0	25	9
Nicholas Lawrence Luff	0	4	0
Antonio Mota De Sousa Horta-Osorio	0	4	0
Sara Vivienne Weller	0	8	1
David Alan Walker	1	14	14
William Harding	0	1	5
Alexander Park Leitch	2	46	20
Bridget Margaret Ogilvie	2	14	4
Carolyn Julia McCall	1	21	24
Glen Richard Moreno	0	12	2
Dennis Holt	1	27	18
The Earl Of Selborne	0	2	1
John Newton Bays	2	8	12
Lawrence Mcallister Urquhart	2	18	4
Deanne Shirley Julius	0	9	2
Gordon Francis Pell	0	22	10
David Peter Pritchard	5	66	47
Ian Maurice Gray Prosser	0	19	2
Hugh Ronald Freedberg	0	10	12
Thomas Fulton Wilson McKillop	0	13	0
Ewan Brown	1	22	14
Luke Henry Walter March	2	16	62
Michael Quinlan	0	5	2
Philip Roy Hampton	0	19	4
Alan Edward Moore	0	48	42

We have provided only the first 25 rows of data, for more rows please visit our website or contact your account manager.

Financials

Profit & Loss

	31/12/2021		31/12/2020		31/12/2019		31/12/2018		31/12/2017	
Weeks	52		52		52		52		52	
Currency	GBP		GBP		GBP		GBP		GBP	
Consolidated A/Cs	Yes		Yes		Yes		Yes		Yes	
Turnover	£17,499,000,000	5.9% ▼	£18,590,000,000	13.6% ▼	£21,513,000,000	0.7% ▼	£21,664,000,000	0.9% ▼	£21,865,000,000	
Export	-	-	-	-	-	-	-	-	-	-
Cost of Sales	-	-	-	-	-	-	-	-	-	-
Gross Profit	-	-	-	-	-	-	-	-	-	-
Wages & Salaries	£3,692,000,000	2.1% ▲	£3,615,000,000	9.3% ▼	£3,985,000,000	12.9% ▼	£4,573,000,000	3.5% ▲	£4,418,000,000	
Directors Emoluments	-	-	-	-	-	-	-	-	-	-
Operating Profit	-	-	-	-	-	-	-	-	-	-
Depreciation	£1,823,000,000	9.6% ▼	£2,017,000,000	1.1% ▼	£2,040,000,000	-	-	-	-	-
Audit Fees	£14,200,000	215.6% ▲	£4,500,000	7.1% ▲	£4,200,000	10.5% ▲	£3,800,000	8.6% ▲	£3,500,000	
Interest Payments	-	-	-	-	-	-	-	-	-	-
Pre Tax Profit	£5,785,000,000	335.3% ▲	£1,329,000,000	61.7% ▼	£3,474,000,000	29.5% ▼	£4,929,000,000	2.1% ▼	£5,035,000,000	
Taxation	-£583,000,000	525.5% ▼	£137,000,000	111.0% ▲	-£1,241,000,000	12.8% ▲	-£1,423,000,000	11.2% ▲	-£1,602,000,000	
Profit After Tax	£5,202,000,000	254.8% ▲	£1,466,000,000	34.3% ▼	£2,233,000,000	36.3% ▼	£3,506,000,000	2.1% ▲	£3,433,000,000	
Dividends Payable	-	-	-	100.0% ▼	£4,100,000,000	62.8% ▼	£11,022,000,000	315.9% ▲	£2,650,000,000	
Retained Profit	£5,170,000,000	259.0% ▲	£1,440,000,000	175.5% ▲	-£1,907,000,000	69.4% ▲	-£6,237,000,000	518.9% ▼	£1,489,000,000	

Balance Sheet

	31/12/2021		31/12/2020		31/12/2019		31/12/2018		31/12/2017	
Tangible Assets	£11,946,000,000	3.1% ▼	£12,322,000,000	4.0% ▼	£12,837,000,000	9.4% ▲	£11,732,000,000	78.2% ▼	£53,899,000,000	
Intangible Assets	£4,614,000,000	0.7% ▲	£4,582,000,000	7.7% ▲	£4,255,000,000	12.1% ▲	£3,796,000,000	20.9% ▲	£3,140,000,000	
Total Fixed Assets	£16,560,000,000	2.0% ▼	£16,904,000,000	1.1% ▼	£17,092,000,000	10.1% ▲	£15,528,000,000	72.8% ▼	£57,039,000,000	
Stock	-	-	-	-	-	-	-	-	-	-
Trade Debtors	£471,065,000,000	0.7% ▼	£474,356,000,000	8.8% ▼	£520,334,000,000	2.4% ▲	£508,025,000,000	6.6% ▼	£543,981,000,000	
Other Debtors	£60,945,000,000	3.7% ▲	£58,791,000,000	1.1K% ▲	£5,062,000,000	83.0% ▼	£29,720,000,000	81.8% ▼	£163,489,000,000	
Cash	£54,279,000,000	8.8% ▲	£49,888,000,000	28.3% ▲	£38,880,000,000	3.3% ▼	£40,213,000,000	31.3% ▼	£58,521,000,000	

Miscellaneous Current Assets	-	-	-	-	-	-	-	-	-
Total Current Assets	£586,289,000,000	0.0% ▲	£583,035,000,000	0.0% ▲	£564,276,000,000	0.0% ▼	£577,958,000,000	0.0% ▼	£765,991,000,000
Trade Creditors	£521,914,000,000	0.3% ▼	£534,220,000,000	0.3% ▲	£514,750,000,000	0.7% ▲	£511,303,000,000	0.6% ▼	£585,029,000,000
Bank Loans & Overdrafts	-	-	-	-	-	-	-	-	-
Other Short Term Finance	£8,658,000,000	6.3% ▼	£9,242,000,000	6.6% ▼	£12,586,000,000	-	-	-	-
Miscellaneous Current Liabilities	£29,572,000,000	6.9% ▲	£13,637,000,000	0.7% ▲	£11,995,000,000	0.8% ▼	£38,486,000,000	0.8% ▼	£181,217,000,000
Total Current Liabilities	£560,144,000,000	0.0% ▲	£557,099,000,000	0.0% ▲	£539,331,000,000	0.0% ▼	£549,789,000,000	0.0% ▼	£766,246,000,000
Bank Loans & Overdrafts LTL	£2,027,000,000	2.6% ▲	£1,800,000,000	3.7% ▼	£3,199,000,000	6.4% ▼	£3,417,000,000	2.8% ▼	£5,969,000,000
Other Long Term Finance	-	-	-	-	-	-	-	-	-
Total Long Term Liabilities	£2,027,000,000	0.6% ▲	£1,800,000,000	0.7% ▼	£3,199,000,000	0.4% ▼	£3,417,000,000	0.8% ▼	£5,969,000,000

Capital & Reserves

	31/12/2021		31/12/2020		31/12/2019		31/12/2018		31/12/2017	
Called Up Share Capital	£1,574,000,000	0.0%	£1,574,000,000	0.0%	£1,574,000,000	0.0%	£1,574,000,000	0.0%	£1,574,000,000	0.0%
P & L Account Reserve	£28,836,000,000	12.0% ▲	£25,750,000,000	4.9% ▲	£24,549,000,000	12.1% ▼	£27,924,000,000	26.0% ▼	£37,718,000,000	26.0% ▼
Revaluation Reserve	-	-	-	-	-	-	-	-	-	-
Sundry Reserves	£10,268,000,000	25.1% ▼	£13,716,000,000	7.9% ▲	£12,715,000,000	17.9% ▲	£10,782,000,000	6.4% ▼	£11,523,000,000	6.4% ▼
Shareholder Funds	£40,678,000,000	0.9% ▼	£41,040,000,000	5.7% ▲	£38,838,000,000	3.6% ▼	£40,280,000,000	20.7% ▼	£50,815,000,000	20.7% ▼

Other Financial Items

	31/12/2021		31/12/2020		31/12/2019		31/12/2018		31/12/2017	
Net Worth	£36,064,000,000	1.1% ▼	£36,458,000,000	5.4% ▲	£34,583,000,000	5.2% ▼	£36,484,000,000	23.5% ▼	£47,675,000,000	23.5% ▼
Working Capital	£26,145,000,000	0.8% ▲	£25,936,000,000	4.0% ▲	£24,945,000,000	11.4% ▼	£28,169,000,000	11.1% ▲	-£255,000,000	11.1% ▲
Total Assets	£602,849,000,000	0.5% ▲	£599,939,000,000	3.2% ▲	£581,368,000,000	2.0% ▼	£593,486,000,000	27.9% ▼	£823,030,000,000	27.9% ▼
Total Liabilities	£562,171,000,000	0.6% ▲	£558,899,000,000	3.0% ▲	£542,530,000,000	1.9% ▼	£553,206,000,000	28.4% ▼	£772,215,000,000	28.4% ▼
Net Assets	£40,678,000,000	0.9% ▼	£41,040,000,000	5.7% ▲	£38,838,000,000	3.6% ▼	£40,280,000,000	20.7% ▼	£50,815,000,000	20.7% ▼

Cashflow

	31/12/2021		31/12/2020		31/12/2019		31/12/2018		31/12/2017	
Net Cashflow from Operations	£17,579,000,000	15.8% ▲	£15,182,000,000	30.5% ▲	£11,634,000,000	148.6% ▲	-£23,948,000,000	107.9% ▼	-£11,519,000,000	107.9% ▼

Net Cashflow before Financing	£14,751,000,000	0.7% ▲	£11,116,000,000	0.0% ▲	£9,186,000,000	0.8% ▲	-£3,004,000,000	0.0% ▲	-£3,849,000,000
Net Cashflow from Financing	-£10,526,000,000	0.0% ▼	-£765,000,000	92.6% ▲	-£10,292,000,000	0.6% ▲	-£18,258,000,000	0.0% ▼	£1,923,000,000
Increase in Cash	£4,225,000,000	69.2% ▼	£10,351,000,000	0.0% ▲	-£1,106,000,000	4.8% ▲	-£21,262,000,000	0.0% ▼	-£1,926,000,000

Miscellaneous

	31/12/2021		31/12/2020		31/12/2019		31/12/2018		31/12/2017	
Contingent Liabilities	Yes	-	Yes	-	Yes	-	Yes	-	Yes	-
Capital Employed	£42,705,000,000	0.3% ▼	£42,840,000,000	1.9% ▲	£42,037,000,000	3.8% ▼	£43,697,000,000	23.0% ▼	£56,784,000,000	
Number of Employees	64161	-	67630	-	70083	-	71786	-	73438	
Accountants	-									
Auditor	DELOITTE LLP									
Auditor Comments	The audit report contains no adverse comments									
Bankers	-									
Bank Branch Code	-									

Ratios

	31/12/2021		31/12/2020		31/12/2019		31/12/2018		31/12/2017	
Pre-tax profit margin %	33.06		7.15		16.15		22.75		23.03	
Current Ratio	1.05		1.05		1.05		1.05		1	
Sales/NetWorking Capital	0.67		0.72		0.86		0.77		-85.75	
Gearing %	5		4.4		8.2		8.5		11.7	
Equity in %	6.8		6.9		6.7		6.8		6.2	
Creditor Days	10856.43		10460.25		8709.57		8590.94		9739.33	
Debtor Days	9798.71		9288.08		8804.05		8535.87		9055.98	
Liquidity/Acid Test	1.04		1.04		1.04		1.05		0.99	
Return On Capital Employed %	13.54		3.1		8.26		11.27		8.86	
Return On Total Assets Employed %	0.95		0.22		0.59		0.83		0.61	
Current Debt Ratio	13.77		13.57		13.88		13.64		15.07	
Total Debt Ratio	13.82		13.61		13.96		13.73		15.19	
Stock Turnover Ratio %	-		-		-		-		-	
Return On Net Assets Employed %	14.22		3.23		8.94		12.23		9.9	

Event History

Report Notes

You have no notes

Status History

Date	Description
11/07/2022	Companies - Application - Notice of Appointment to appoint an administrator

Event History

Date	Description
15/08/2022	New Board Member Mr J.S. Wheway appointed
08/08/2022	New Board Member Mr J.S. Wheway appointed
16/05/2022	Mr S.W. Sinclair has left the board
13/05/2022	Confirmation Statement
12/04/2022	New Accounts Filed
12/04/2022	New Accounts Filed
09/11/2021	New Board Member Ms H. Mehta appointed
04/10/2021	Mr N.E. Prettejohn has left the board
19/08/2021	New Board Member Mr C.A. Nunn appointed
24/05/2021	Mrs S.V. Weller has left the board
15/05/2021	Confirmation Statement
05/05/2021	Mr A.M. Horta-Osorio has left the board
04/05/2021	New Accounts Filed
04/05/2021	New Accounts Filed
06/01/2021	L.N. Blackwell has left the board

Previous Company Names

Date Changed	Previous Name
23/09/2013	LLOYDS TSB BANK PLC
28/06/1999	LLOYDS BANK PLC

Score History

Date	Score	Description
06/12/2019	86	Very Low Risk
24/08/2014	86	Very Low Risk
15/10/2013	95	Very Low Risk
25/09/2013	94	Very Low Risk
17/09/2013	95	Very Low Risk
15/08/2013	89	Very Low Risk

26/06/2013	90	Very Low Risk
23/04/2013	96	Very Low Risk
12/02/2013	95	Very Low Risk
10/11/2012	96	Very Low Risk

Limit History

Date	Limit
06/12/2019	£100,000,000
24/08/2014	£100,000,000
04/11/2009	£15,000,000
28/10/2009	£15,000,000
14/07/2009	£15,000,000
24/06/2009	£15,000,000
24/04/2009	£15,000,000
21/04/2009	£15,000,000
10/04/2009	£15,000,000
05/03/2009	£15,000,000

Group Structure

Group Structure








Group Structure Statistics







































Group	627 companies in 21 countries
Linkages	2233 companies in 52 countries





















Group Structure Summary


Holding Company	(GB)LLOYDS BANKING GROUP PLC
Ownership Status	Wholly Owned
Ultimate Holding Company	(GB)LLOYDS BANKING GROUP PLC

Group Structure

Company Name		Safe Number	Registered Number	Latest Key Financials	Consol. Accounts	Score	Limit	Turnover
 LLOYDS BANKING GROUP PLC	(GB)	UK07201969	SC095000	31/12/2021	Y	● 86	£100,000,000	£42,521,000,00
 SAINT WITZ 2 HOLDING COMPANY N°1	(FR)	FR06058011	433313442	31/12/2021	N	● 30	€500	€0
 ST PIERRE DU PERRY HOLDING COMPANY	(FR)	FR06241981	435176920	31/12/2018	N	● N/S	-	€0
 LAZULITE	(FR)	FR08435996	483219671	-	N	● 53	€1,000	-
 KATRINE LEASING LIMITED	(JE)	JE90043966	-	-	N	-	-	-
 LLOYDS BANK PLC	(GB)	UK00000353	00002065	31/12/2021	Y	● 86	£100,000,000	£17,499,000,0
 PRIMEWAY SA	(CH)	CH01143190	CHE102936835	-	N	● N/S	-	-

	LLOYDS BANK GMBH	(DE)	DE25111480	HRB 190317 B	31/12/2021	N	 97	€15,000,000	€289,614,487.3
	MITRY 2 HOLDING COMPANY N 1	(FR)	FR06255692	435317011	31/12/2015	N	 N/S	-	€0
	SAINT MICHEL INVESTMENT PROPERTY	(FR)	FR06263276	435394374	-	N	 57	€77,500	-
	DAVID BROWN TRANSMISSIONS FRANCE	(FR)	FR33422189	562115691	31/12/2010	N	 N/S	-	€0
	LLOYDS TSB BANK TRUST CORPORATION	(GI)	GI90004740	-	-	N	-	-	-
	BOS (IRELAND) PROPERTY SERVICES LIM	(IE)	IE00249911	IE255779	31/12/2018	N	 N/S	€0	€5,277,149
	UPSAALA LIMITED	(IE)	IE00299490	IE305444	31/12/2018	N	 N/S	€0	€45,000
	LLOYDS BANK SUBSIDIARIES LIMITED	(GB)	UK00013780	00117008	31/12/2021	N	 69	£6,300,000	£0
	LIME STREET (FUNDING) LIMITED	(GB)	UK04112498	04464395	31/12/2018	N	 N/S	£0	£1,059,000
	LLOYDS BANK PENSION TRUST (NO. 1) LI	(GB)	UK00014579	00121965	31/12/2021	N	 N/S	£0	-
	LLOYDS BANK HILL SAMUEL HOLDING CO	(GB)	UK00022882	00162308	31/12/2018	N	 N/S	£0	£2,575,000
	LLOYDS BANK (COLONIAL & FOREIGN) NC	(GB)	UK00027244	00179491	31/12/2021	N	 N/S	£0	-
	LLOYDS BANK TRUSTEES LIMITED	(GB)	UK00034893	00209324	31/12/2015	N	 N/S	£0	-
	LLOYDS BANK FINANCIAL ADVISERS LIMIT	(GB)	UK00035798	00212497	31/12/2016	N	 N/S	£0	£0
	CHESHIRE HOLDINGS EUROPE LTD	(GB)	-	-	-	N	-	-	-
	THE AGRICULTURAL MORTGAGE CORPOR	(GB)	UK00042380	00234742	31/12/2021	N	 69	£6,000,000	£135,778,000
	LLOYDS BANK (BRANCHES) NOMINEES LI	(GB)	UK00062561	00291568	31/12/2018	N	 N/S	£0	-
	RANELAGH NOMINEES LIMITED	(GB)	UK00063217	00293241	31/12/2021	N	 N/S	£0	-
	MONAN WIND COMPANY LIMITED	(GB)	UK08897121	SC453209	31/12/2020	N	 35	£1,000	£160,161
	GARDRUM FARM WIND ENERGY LIMITE	(GB)	UK13713372	SC506698	31/12/2020	N	 55	£75,000	£401,446

	HILL SAMUEL BANK LIMITED	(GB)	UK00085579	00343544	31/12/2021	N	● N/S	£0	-
	HS (SINGAPORE) PTE LTD	(SG)	-	-	-	N	-	-	-
	LLOYDS BANK (I.D.) NOMINEES LIMITED	(GB)	UK00140484	00433171	31/12/2021	N	● N/S	£0	-
	DIRECT LB LIMITED	(GB)	UK00151337	00449594	31/12/2016	N	● N/S	£0	-
	CASHPOINT LIMITED	(GB)	UK00178876	00488127	31/12/2019	N	● N/S	£0	-
	LLOYDS BANK ASSET FINANCE LIMITED	(GB)	UK00291895	00615235	31/12/2021	N	● 79	£100,000,000	£0
	BLACK HORSE GROUP LIMITED	(GB)	UK02160617	02498806	31/12/2021	N	● 60	£75,000	£0
	PROTON FINANCE LIMITED	(GB)	UK00203760	00519068	31/12/2021	N	● 29	£0	£0
	BLACK HORSE LIMITED	(GB)	UK00337018	00661204	31/12/2021	N	● 97	£100,000,000	£575,868,000
	HEIDI FINANCE HOLDINGS (UK) LIMITED	(GB)	UK00882607	01212279	31/12/2021	N	● N/S	£0	-
	A G FINANCE LIMITED	(GB)	UK01590002	01923956	31/12/2021	N	● 31	£500	£0
	SHOGUN FINANCE LIMITED	(GB)	UK01629630	01963821	31/12/2021	N	● 59	£210,000	£11,235,000
	LONDON TAXI FINANCE LIMITED	(GB)	UK01806063	02141786	31/12/2021	N	● 59	£500	£0
	HYUNDAI CAR FINANCE LIMITED	(GB)	UK01824367	02160191	31/12/2021	N	● 59	£500	£0
	SUZUKI FINANCIAL SERVICES LIMITED	(GB)	UK02675140	03015566	31/12/2021	N	● 59	£1,400,000	£26,152,000
	INCHCAPE FINANCIAL SERVICES LIMITED	(GB)	UK02797488	03138389	31/12/2018	N	● N/S	£0	£0
	LOTUS FINANCE LIMITED	(GB)	UK02924606	03266110	31/12/2021	N	● 90	£7,500	£0
	BLACK HORSE (TRF) LIMITED	(GB)	UK03499545	03845557	31/12/2021	N	● 53	£500	£0
	ACL AUTOLEASE HOLDINGS LIMITED	(GB)	UK03330021	03674114	31/12/2021	N	● 91	£28,550,000	£0
	A.C.L. LIMITED	(GB)	UK00419896	00744977	31/03/2021	N	● N/S	£0	-
	LEX AUTOLEASE LIMITED	(GB)	UK00762675	01090741	31/12/2020	N	● 97	£38,050,000	£2,336,441,000
	LEX AUTOLEASE (VC) LIMITED	(GB)	UK01097758	01428787	30/09/2021	N	● N/S	£0	-
	AN VEHICLE FINANCE LIMITED	(GB)	UK01829227	02165062	31/12/2016	N	● N/S	£0	-
	HVF LIMITED	(GB)	UK01902632	02238952	31/12/2021	N	● N/S	£0	-
	LEX AUTOLEASE (CH) LIMITED	(GB)	UK02190358	02528691	30/06/2021	N	● N/S	£0	-
	LEX AUTOLEASE CARSELECT LIMITED	(GB)	UK02509525	02849105	31/12/2021	N	● 91	£25,000	£0
	LEX VEHICLE FINANCE 2 LIMITED	(GB)	UK04400481	04753662	31/12/2016	N	● N/S	£0	£0

	LEX VEHICLE FINANCE 3 LIMITED	(GB)	UK04543899	04897544	31/12/2016	N	● N/S	£0	£0
	LEX AUTOLEASE	(GB)	UK13762160	-	-	N	-	-	-
	BLACK HORSE FINANCE HOLDINGS LIM	(GB)	UK03507785	03853896	31/12/2020	N	● 72	£5,550,000	£0
	LLOYDS UDT ASSET RENTALS LIMITED	(GB)	UK00010419	00095510	31/03/2018	N	● N/S	£0	£24,000
	UNITED DOMINIONS TRUST LIMITED	(GB)	UK00028513	00184739	31/12/2021	N	● 59	£1,200,000	£20,119,000
	LLOYDS UDT LIMITED	(GB)	UK00037017	00216649	31/12/2017	N	● N/S	£0	£20,040,000
	LLOYDS UDT ASSET LEASING LIMITED	(GB)	UK00137840	00429202	30/11/2017	N	● N/S	£0	£12,000
	CARLEASE LIMITED	(GB)	UK00159611	00461898	31/10/2017	N	● N/S	£0	£14,000
	LLOYDS UDT HIRING LIMITED	(GB)	UK00315779	00639612	31/07/2017	N	● N/S	£0	£17,000
	UDT LIMITED	(GB)	UK00322652	00646591	28/02/2017	N	● N/S	£0	£40,000
	LLOYDS UDT LEASING LIMITED	(GB)	UK00340991	00665240	30/09/2021	N	● 91	£420,000	£43,000
	UDT BUDGET LEASING LIMITED	(GB)	UK00424883	00750062	30/06/2018	N	● N/S	£0	£21,000
	UNITED DOMINIONS LEASING LIMITED	(GB)	UK00498656	00824614	31/12/2020	N	● 81	£245,000	£7,242,000
	UDT AUTOLEASE LIMITED	(GB)	UK00559255	00885679	30/04/2017	N	● N/S	£0	£6,000
	UDT SALES FINANCE LIMITED	(GB)	UK00601314	00928061	31/08/2017	N	● N/S	£0	£3,000
	LLOYDS UDT BUSINESS EQUIPMENT LI	(GB)	UK01793686	02129340	31/01/2018	N	● N/S	£0	£16,000
	LLOYDS UDT BUSINESS DEVELOPMEN	(GB)	UK01801859	02137563	31/05/2017	N	● N/S	£0	£9,000
	BLACK HORSE FINANCE MANAGEMENT I	(GB)	UK03614635	03961947	31/12/2021	N	● N/S	£0	£0
	LEX AUTOLEASE (SHREWSBURY) LIMIT	(GB)	UK00168202	00473849	31/12/2015	N	● N/S	£0	-
	CEDAR HOLDINGS LIMITED	(GB)	UK00283738	00606795	31/12/2018	N	● N/S	£0	-
	CHARTERED TRUST (NOMINEES) LIMIT	(GB)	UK00438656	00763957	31/12/2016	N	● N/S	£0	-
	LEX AUTOLEASE (VL) LIMITED	(GB)	UK00584168	00910788	31/12/2015	N	● N/S	£0	-
	LB MOTORENT LIMITED	(GB)	UK00614096	00940954	31/12/2017	N	● N/S	£0	-
	BLACK HORSE EXECUTIVE MORTGAGE	(GB)	UK01768882	02104258	31/12/2018	N	● N/S	£0	-
	LEX AUTOLEASE (FMS) LIMITED	(GB)	UK01909446	02245811	31/12/2015	N	● N/S	£0	-
	HIGHWAY VEHICLE MANAGEMENT LIM	(GB)	UK02773084	03113876	31/12/2014	N	● N/S	£0	-
	ENTERPRISE CAR FINANCE LIMITED	(GB)	UK02885106	03226433	31/12/2017	N	● N/S	£0	£0

	CAR OWNERSHIP FINANCE LIMITED	(GB)	UK03638071	03985681	31/12/2016	N	● N/S	£0	-
	LLOYDS BANK COMMERCIAL FINANCE LIM	(GB)	UK00408066	00733011	31/12/2020	N	● 99	£6,200,000	£72,289,000
	ALEX. LAWRIE RECEIVABLES FINANCING	(GB)	UK00660522	00987840	31/12/2020	N	● N/S	£0	-
	ALEX LAWRIE FACTORS LIMITED	(GB)	UK00676284	01003815	31/12/2020	N	● N/S	£0	-
	LBCF LIMITED	(GB)	UK01428519	01761573	31/12/2020	N	● N/S	£0	-
	EUROLEAD SERVICES HOLDINGS LIMITE	(GB)	UK03702519	04050949	31/12/2021	N	● N/S	£0	£0
	CASHFRIDAY LIMITED	(GB)	UK02218721	02557171	31/12/2020	N	● N/S	£0	-
	LLOYDS BANK COMMERCIAL FINANCE SI	(GB)	UK07200233	SC093252	31/12/2020	N	● 91	£42,500	£3,000
	LLOYDS BANK TRUST COMPANY (INTERNA	(GB)	UK00427998	00753201	31/12/2017	N	● N/S	£0	-
	LB COMHOLD LIMITED	(GB)	UK00554774	00881162	31/12/2015	N	● N/S	£0	-
	SERVICES LB (NO. 4) LIMITED	(GB)	UK00561721	00888174	31/12/2015	N	● N/S	£0	-
	HILL SAMUEL LEASING CO. LIMITED	(GB)	UK00611777	00938603	31/12/2020	N	● N/S	£0	£0
	LLOYDS BANK NOMINEES LIMITED	(GB)	UK00654338	00981600	31/12/2021	N	● N/S	£0	-
	LLOYDS BANK LEASING LIMITED	(GB)	UK00677255	01004792	31/12/2020	N	● 68	£1,750,000	£476,000
	LLOYDS BANK PROPERTY COMPANY LIM	(GB)	UK00422034	00747129	30/09/2021	N	● N/S	£0	£1,313,000
	LBI LEASING LIMITED	(GB)	UK00422246	00747346	31/03/2021	N	● N/S	£0	£0
	LLOYDS LEASING (NORTH SEA TRANSPC	(GB)	UK00779302	01107543	31/12/2021	N	● 68	£75,000	£0
	WOOD STREET LEASING LIMITED	(GB)	UK00803826	01132261	30/09/2021	N	● 91	£75,000	£0
	C.T.S.B. LEASING LIMITED	(GB)	UK00907737	01237716	20/11/2015	N	● N/S	£0	£1,000

Group Structure contains more than 100 companies. Please visit our website to view the full Group Structure

Linkages

Linkages Summary

Companies	Countries
2233	52

Linkages

Company Name	Country	Safe Number	Latest Financials	Credit Score	Credit Limit	Annual Sales
BANK OF AMERICA NATIONAL TRUST AND SAVINGS ASSOCIATION	(AE)	AE00779821	-	-	0 AED	-
Societe Generale Bank and Trust (Middle East)	(AE)	AE01897069	-	-	0 AED	-
ABN AMRO PRIVATE BANKING BELGIUM NV	(BE)	BE00087119	31/12/2013	● N/A	● €0	-
ARTHUR J. GALLAGHER MANAGEMENT (BERMUDA) LIMITED	(BM)	BM90002115	-	-	\$0	-

MERRILL LYNCH REINSURANCE SOLUTIONS LTD.	(BM)	BM90019860	-	-	\$0	-
SOCIETE GENERALE	(CA)	CA00464767	-	-	Can\$2,000	Can\$31,429,736,000
NEWEDGE CANADA INC.	(CA)	CA00506217	-	-	Can\$150,000	Can\$1,429,736,000
MBNA CANADA BANK	(CA)	CA01577366	-	-	Can\$2,000	Can\$456,815,091
MERRILL LYNCH CANADA	(CA)	CA02281438	-	-	Can\$11,000	Can\$74,208,000,000
CENTURY WEST DEVELOPMENTS	(CA)	CA02705921	-	-	Can\$33,500	Can\$336,000
BAL GLOBAL FINANCE CANADA CORP	(CA)	CA03496923	-	-	Can\$1,481,000	Can\$4,208,000,000
GALLAGHER BENEFIT SVC. CA GROUP	(CA)	CA05492574	-	-	Can\$2,000	Can\$118,000
MERRILL LYNCH COMMODITIES CANADA, ULC	(CA)	CA07457160	-	-	Can\$75,000	Can\$74,208,000,000
MERRILL LYNCH & CO., CANADA LTD.	(CA)	CA09679860	-	-	Can\$11,000	Can\$74,208,000,000
SOCIETE GENERALE Private Banking (Lugano-Svizzera) SA	(CH)	CH01050853	-	● N/A	● 0 CHF	-

We have provided only the first 25 rows of data, for more rows please visit our website or contact your account manager.

Compliance Alerts

Please note businesses are responsible for conducting their own KYC (Know Your Customer) checks. The Compliance Alerts generated by this report display **possible** matches for business or individuals. Matches are generated using many data points e.g. name, address, date of birth, possible alias, country etc. We recommend users click on each alert to view details of the potential match and use a screening tool (like Protect) to ensure that screening is conducted in line with your own business risk appetite and internal processes.

Last updated 06/09/2022 10:05

Company

	Name	Address	Compliance Alerts
(GB)	LLOYDS BANK PLC	25 GRESHAM STREET, LONDON, EC2V 7HN	

Current Directors

	Name	Gender	DOB	Address	Compliance Alerts
()	Jonathan Scott Wheway	Male	08/1966	25 Gresham Street, London, EC2V 7HN	No Alerts
()	Harmeen Mehta	Female	08/1974	25 Gresham Street, London, EC2V 7HN	No Alerts
()	Charles Alan Nunn	Male	09/1971	25 Gresham Street, London, EC2V 7HN	No Alerts
()	Robin Francis Budenberg	Male	05/1959	25 Gresham Street, London, EC2V 7HN	No Alerts
()	Catherine Marie Woods	Female	09/1962	25 Gresham Street, London, EC2V 7HN	
()	Sarah Catherine Legg	Female	09/1967	25 Gresham Street, London, EC2V 7HN	No Alerts
()	William Leon David Chalmers	Male	07/1968	25 Gresham Street, London, EC2V 7HN	
()	Catharine Lucy Cheetham	Female	-	25 Gresham Street, London, EC2V 7HN	No Alerts
()	Nigel Grant Hinshelwood	Male	02/1966	25 Gresham Street, London, EC2V 7HN	
()	Sarah Elise Bentley	Female	08/1971	25 Gresham Street, London, EC2V 7HN	No Alerts

()	Brendan Edward Gilligan	Male	06/1956	25 Gresham Street, London, EC2V 7HN	
()	Amanda Felicity MacKenzie	Female	12/1963	25 Gresham Street, London, EC2V 7HN	No Alerts
()	Lord (James Roger Crompton) Lupton	-	06/1955	25 Gresham Street, London, EC2V 7HN	No Alerts
()	Alan Peter Dickinson	Male	06/1950	25 Gresham Street, London, EC2V 7HN	
()	Margaret Ann Coltman	Female	09/1955	25 Gresham Street, London, EC2V 7HN	No Alerts
()	David Geoffrey Manning	Male	12/1949	25 Gresham Street, London, EC2V 7HN	

Ultimate Beneficiary Owner(s)

	Name	Address	Compliance Alerts
()	Lloyds Banking Group Plc	The Mound, Edinburgh, EH1 1YZ United Kingdom	

Compliance Alerts, Compliance Risk, Indicators, KYC reports (together '**Compliance Data**') are created with Creditsafe data enriched by data provided by several third-party suppliers which would not be possible for Creditsafe to guarantee accuracy.

Creditsafe Compliance Alerts screens selected business or individuals (directors, Ultimate Beneficial Owners (UBOs) using a minimum of 90% matching score, to generate alerts relating to the following categories of risk: Sanctions/Watchlists, Enforcement Agencies/ PEP (Politically Exposed Persons) Lists (politically exposed persons) and AML (Anti Money Laundering) relevant adverse media. The screening tool matches based on whether the entity searched is a business or individual, aliases, date of birth (with a 12-month tolerance), country and gender. If some of the data needed to match is not available the algorithm assumes a possible match. EXAMPLE: A search for "Mohamed Ali" with no residential country but with a date of birth and a Director of a UK company gives a 100% match. Mohamed Ali is a very common name and often regulators do not store date of births of persons on watch lists. The address of his work is also not taken into account as it is not a confirmed legal personal residence. A 100% match does not mean the Director in question is a match. We must look at the details of each potential record reported.

The compliance data is not intended to be used as the sole basis for any decision making and is based upon Creditsafe data that has been enriched with data provided by third parties, the accuracy of which it would not be possible for Creditsafe to guarantee. The Service is provided without warranties of any kind, whether express or implied and no representations are given in relation to the information provided. Creditsafe seeks to exclude any liabilities that may arise out of the use or misuse of the information.

NOTE: Compliance alerts have no impact on a company's credit score and are made available to simplify the process of conducting your own compliance checks only. Large reports with more than 50 names to screen, will not be generated. This limit will increase in the future.

Negative Information

CCJ's

Exact CCJ Details					
Date	Court	Amount	Status	Case Number	Date Paid
23/08/2022	CENTRAL LONDON	£56,567	Judgment	J01CL705	-
03/08/2022	COUNTY COURT MONEY CLAIMS CENTRE	£3,289	Judgment	G43YX834	-
15/06/2022	YORK	£10,529	Judgment	J00YO128	-
03/05/2022	TAUNTON	£1,788	Judgment	J00TA074	-
29/04/2022	SOUTHAMPTON	£3,718	Judgment	H21YX766	-
20/04/2022	COUNTY COURT BUSINESS CENTRE	£250	Judgment	J6QZ023R	-
11/03/2022	GREAT GRIMSBY	£3,287	Judgment	H00GG350	-
22/12/2021	COUNTY COURT MONEY CLAIMS CENTRE	£170,000	Judgment	H58YJ356	-
20/10/2021	PETERBOROUGH	£19,875	Judgment	H00PE253	-

19/10/2021	COUNTY COURT MONEY CLAIMS CENTRE	£6,973	Satisfied	H30YJ983	24/06/2022
20/08/2021	THE COUNTY COURT ONLINE	£1,329	Satisfied	225MC375	21/09/2021
16/10/2020	COUNTY COURT BUSINESS CENTRE	£4,685	Judgment	G9QZ8G07	-
09/10/2020	THE COUNTY COURT ONLINE	£10,409	Judgment	157MC972	-
25/06/2020	THE COUNTY COURT ONLINE	£2,164	Judgment	136MC337	-
30/12/2019	EDINBURGH	£5,000	Judgment	EDI-SG2720-19	-
17/07/2018	COUNTY COURT MONEY CLAIMS CENTRE	£17,000	Judgment	E93YJ299	-
20/02/2018	THE COUNTY COURT ONLINE	£2,823	Judgment	001MC084	-
09/11/2017	COUNTY COURT BUSINESS CENTRE	£1,609	Judgment	D5EW40W1	-

Possible CCJ Details

No Possible CCJ Details To Display

Payment Analysis

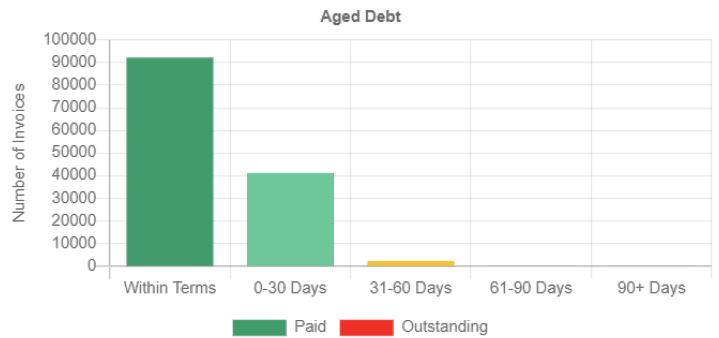
Payment Information Summary

Invoice Data & Aged Debt

Average Invoice Value	£193.7
Invoices Available	135688
Paid	135688
Outstanding	0

Trade Payment Data is real life payment experiences gathered from selected third party partners big and small who send us trade payment information on their complete sales ledger.

The Age of Debt Graph highlights the current Age of Debt of a given company. The graph is separated into 5 categories. Generally, Within Terms and 0-30 days are a reasonable time for a company to pay their invoices and showcases good invoice payment whereas anything beyond that is indicative of poor invoice payment.



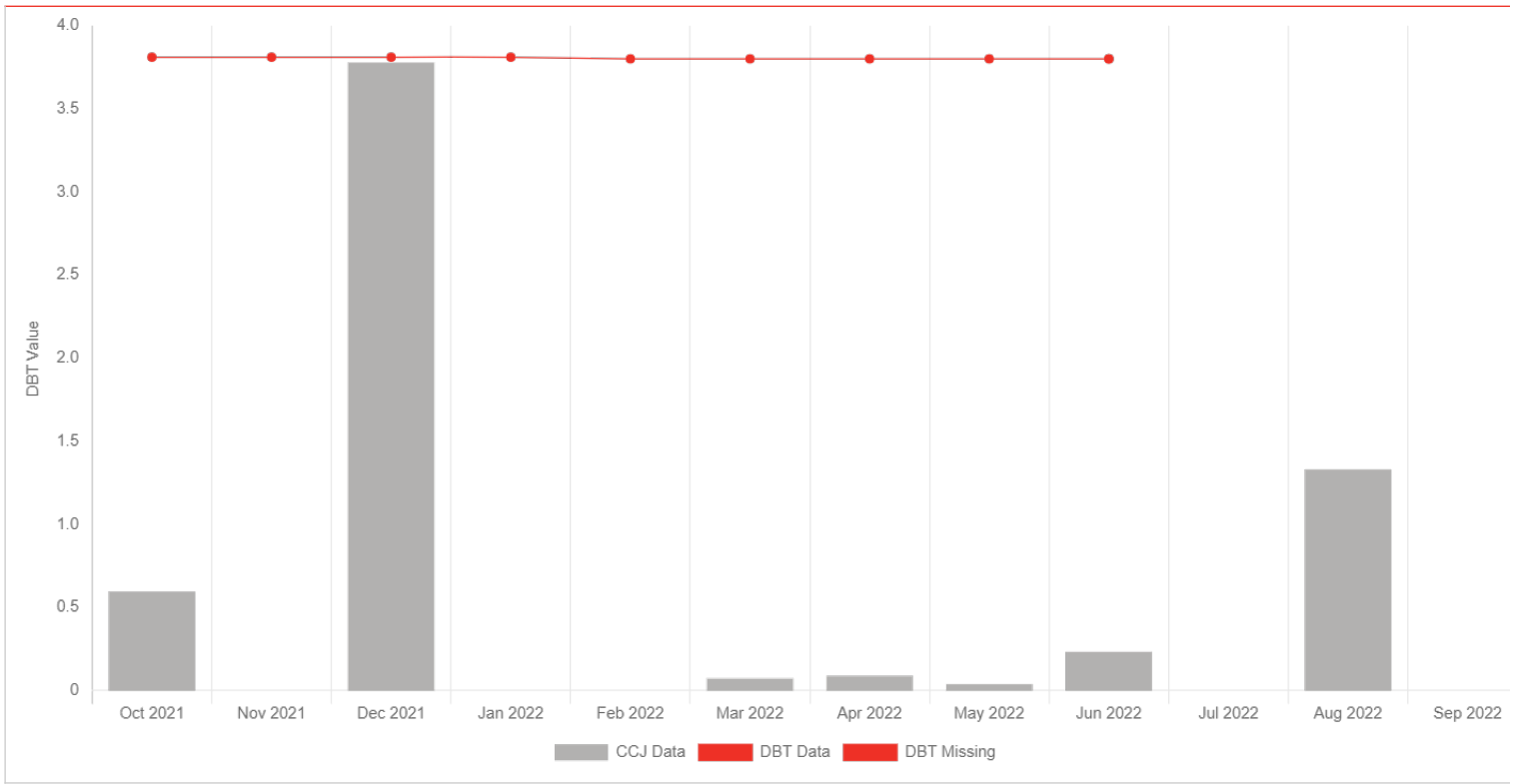
Get Connected! You can help Creditsafe improve payment reporting across the world by joining our payment information network

Share



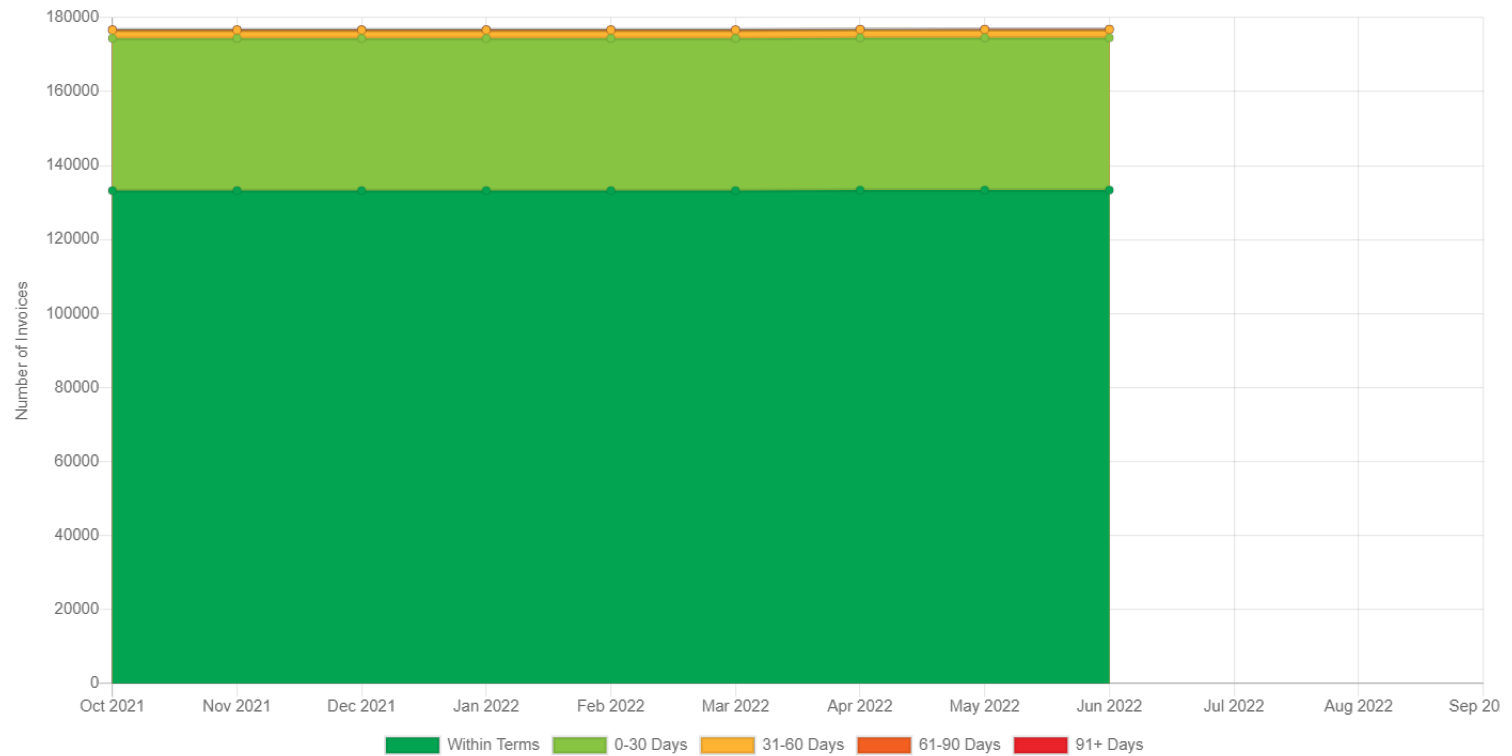
CCJ Data Trends

The CCJ Data Trends graph shows the amount of County Court Judgements and their value against the given company. This will allow you to easily assess the effects of a CCJ and what impact it may have on payment performance. This graph also shows the DBT data trends for comparison with the CCJ trends.



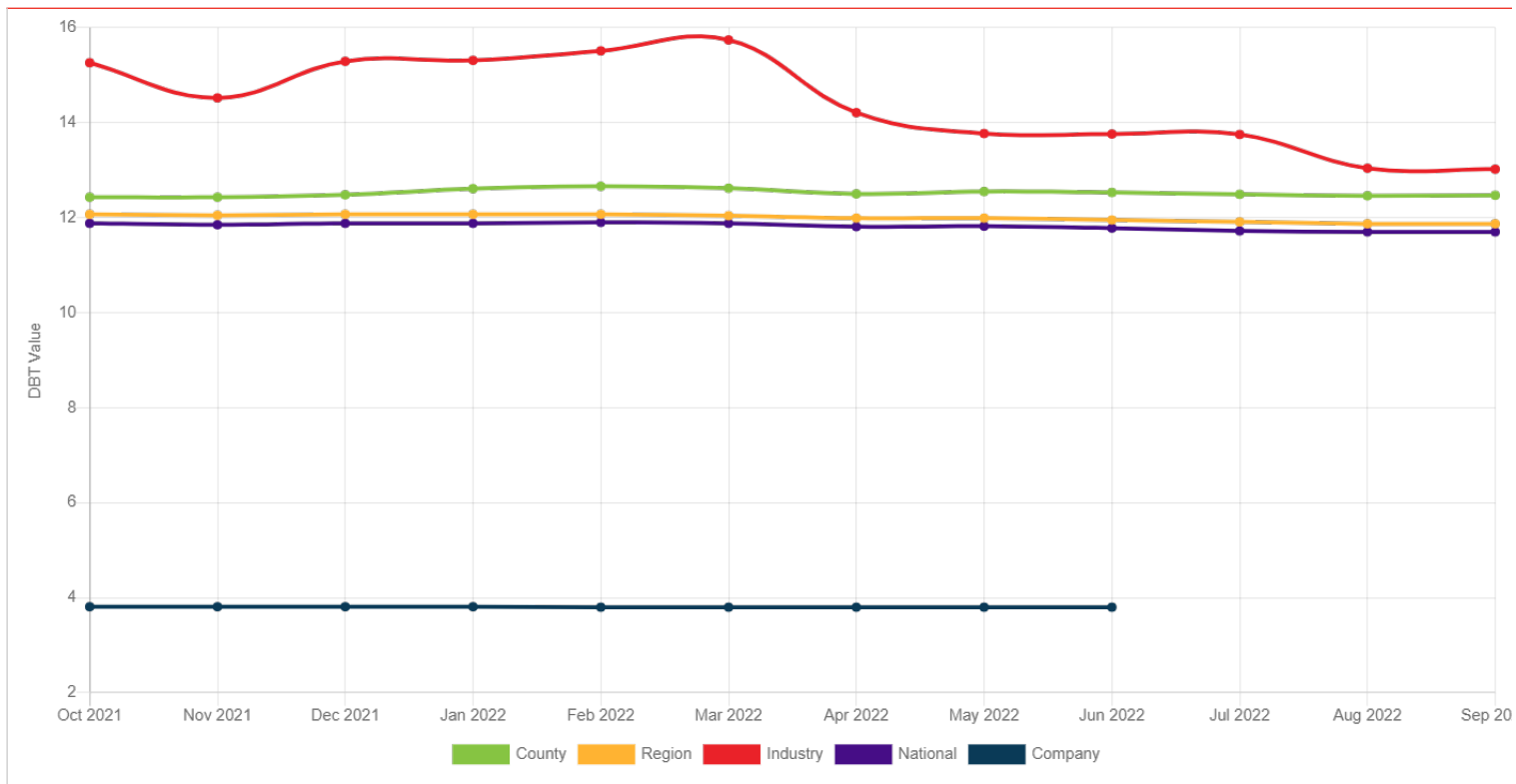
Accumulative Invoice Trends

The Accumulative Invoice Trends graph shows the invoice payment trends that a given company has over a period of time. This displays the current on-going payment performance of the company and the ability to predict future payment patterns. Areas that are marked as grey, indicate months where the invoice data for the company is missing. Instead, the averages of the two non-missing points is used instead.



Days Beyond Terms (DBT) Trends

This graph indicates the average Days Beyond Terms (DBT) the company itself takes to pay their invoices. This is also compared to the average DBT of companies in the same county, region and industry. The UK national average is included for your reference.



General Information

Charges

Charge Details

Mortgage Type	-	Date Charge Created	28/09/2021
Date Charge Registered	13/10/2021	Date Charge Satisfied	-
Status	OUTSTANDING		
Person(s) Entitled	THE BANK OF NEW YORK MELLON, LONDON BRANCH		
Amount Secured	-		
Details	N/ACONTAINS FIXED CHARGE.CONTAINS NEGATIVE PLEDGE.		

Mortgage Type	-	Date Charge Created	06/01/2021
Date Charge Registered	08/01/2021	Date Charge Satisfied	-
Status	OUTSTANDING		
Person(s) Entitled	FONTWELL II SECURITIES 2020 DESIGNATED ACTIVITY COMPANY, REGISTERED OFFICE AT 5TH FLOOR THE EXC		
Amount Secured	-		
Details	CONTAINS FIXED CHARGE.CONTAINS NEGATIVEPLEDGE.		

Mortgage Type	-	Date Charge Created	02/12/2020
Date Charge Registered	03/12/2020	Date Charge Satisfied	-
Status	OUTSTANDING		
Person(s) Entitled	THE SOCIETY INCORPORATED BY LLOYD'S ACT 1871 BY THE NAME OF LLOYD'S, THE TRUSTEES (AS DEFINED IN THE INSTRUMENT), THE BENEFICIARIES (AS DEFINED IN THE INSTRUMENT), THE PREMIUMS TRUSTEES (AS DEFINED IN TH		

Amount Secured	-		
Details	N/ACONTAINS FIXED CHARGE.		

Mortgage Type	-	Date Charge Created	02/12/2020
Date Charge Registered	03/12/2020	Date Charge Satisfied	-
Status	OUTSTANDING		
Person(s) Entitled	THE SOCIETY INCORPORATED BY LLOYD'S ACT 1871 BY THE NAME OF LLOYD'S, THE TRUSTEES (AS DEFINED IN THE INSTRUMENT), THE BENEFICIARIES (AS DEFINED IN THE INSTRUMENT), THE PREMIUMS TRUSTEES (AS DEFINED IN TH		
Amount Secured	-		
Details	N/ACONTAINS FIXED CHARGE.		

Mortgage Type	-	Date Charge Created	30/12/2019
Date Charge Registered	31/12/2019	Date Charge Satisfied	-
Status	OUTSTANDING		
Person(s) Entitled	WETHERBY III SECURITIES 2019 DESIGNATED ACTIVITY COMPANY		
Amount Secured	-		
Details	CONTAINS FIXED CHARGE.CONTAINS NEGATIVEPLEDGE.		

Mortgage Type	-	Date Charge Created	18/10/2019
Date Charge Registered	25/10/2019	Date Charge Satisfied	-
Status	OUTSTANDING		
Person(s) Entitled	HOUSING ASSOCIATION RISK TRANSFER 2019 DESIGNATED ACTIVITY COMPANY		
Amount Secured	-		
Details	CONTAINS FIXED CHARGE.CONTAINS NEGATIVEPLEDGE.		

Mortgage Type	-	Date Charge Created	08/10/2019
Date Charge Registered	10/10/2019	Date Charge Satisfied	-
Status	OUTSTANDING		
Person(s) Entitled	BNP PARIBAS		
Amount Secured	-		
Details	CONTAINS FIXED CHARGE.CONTAINS NEGATIVEPLEDGE.		

Mortgage Type	-	Date Charge Created	18/09/2019
Date Charge Registered	08/10/2019	Date Charge Satisfied	-
Status	OUTSTANDING		
Person(s) Entitled	BNP PARIBAS		
Amount Secured	-		
Details	CONTAINS FIXED CHARGE.CONTAINS NEGATIVEPLEDGE.		

Mortgage Type	-	Date Charge Created	01/09/2019
Date Charge Registered	03/09/2019	Date Charge Satisfied	-
Status	OUTSTANDING		
Person(s) Entitled	BNP PARIBAS		
Amount Secured	-		

Details CONTAINS FIXED CHARGE.CONTAINS FLOATINGCHARGE.

Mortgage Type	-	Date Charge Created	01/09/2019
Date Charge Registered	10/09/2019	Date Charge Satisfied	-
Status	OUTSTANDING		
Person(s) Entitled	UBS AG (AND ITS SUCCESSORS IN TITLE AND PERMITTED TRANSFEREES)		
Amount Secured	-		
Details	CONTAINS FIXED CHARGE.CONTAINS NEGATIVEPLEDGE.		

Mortgage Type	-	Date Charge Created	01/09/2019
Date Charge Registered	04/09/2019	Date Charge Satisfied	-
Status	OUTSTANDING		
Person(s) Entitled	DEUTSCHE BANK AG		
Amount Secured	-		
Details	N/CONTAINS FIXED CHARGE.CONTAINS NEGATIVE PLEDGE.		

Mortgage Type	-	Date Charge Created	28/08/2019
Date Charge Registered	29/08/2019	Date Charge Satisfied	-
Status	OUTSTANDING		
Person(s) Entitled	GOLDMAN SACHS INTERNATIONAL		
Amount Secured	-		
Details	N/CONTAINS FIXED CHARGE.CONTAINS NEGATIVE PLEDGE.		

Mortgage Type	-	Date Charge Created	03/06/2019
Date Charge Registered	19/06/2019	Date Charge Satisfied	-
Status	OUTSTANDING		
Person(s) Entitled	THE GOVERNOR AND COMPANY OF THE BANK OF ENGLAND AS SECURITY TRUSTEE FOR THE SECURITY BENEFICIAR		
Amount Secured	-		
Details	CONTAINS FIXED CHARGE.CONTAINS NEGATIVEPLEDGE.		

Mortgage Type	-	Date Charge Created	01/03/2019
Date Charge Registered	15/03/2019	Date Charge Satisfied	16/07/2020
Status	SATISFIED		
Person(s) Entitled	THE GOVERNOR AND COMPANY OF THE BANK OF ENGLAND AS SECURITY TRUSTEE		
Amount Secured	-		
Details	CONTAINS FIXED CHARGE.CONTAINS NEGATIVEPLEDGE.		

Mortgage Type	-	Date Charge Created	01/03/2019
Date Charge Registered	15/03/2019	Date Charge Satisfied	-
Status	OUTSTANDING		
Person(s) Entitled	THE GOVERNOR AND COMPANY OF THE BANK OF ENGLAND AS SECURITY TRUSTEE		
Amount Secured	-		
Details	CONTAINS FIXED CHARGE. CONTAINS NEGATIVE PLEDGE.		

Mortgage Type	-	Date Charge Created	01/03/2019
Date Charge Registered	13/03/2019	Date Charge Satisfied	-
Status	OUTSTANDING		
Person(s) Entitled	THE GOVERNOR AND COMPANY OF THE BANK OF ENGLAND AS SECURITY TRUSTEE		
Amount Secured	-		
Details	CONTAINS FIXED CHARGE. CONTAINS NEGATIVE PLEDGE.		

Mortgage Type	-	Date Charge Created	01/02/2019
Date Charge Registered	19/02/2019	Date Charge Satisfied	12/06/2019
Status	SATISFIED		
Person(s) Entitled	THE GOVERNOR AND COMPANY OF THE BANK OF ENGLAND AS SECURITY TRUSTEE		
Amount Secured	-		
Details	CONTAINS FIXED CHARGE.CONTAINS NEGATIVEPLEDGE.		

Mortgage Type	-	Date Charge Created	28/12/2018
Date Charge Registered	03/01/2019	Date Charge Satisfied	-
Status	OUTSTANDING		
Person(s) Entitled	WETHERBY II SECURITIES 2018 DESIGNATED ACTIVITY COMPANY		
Amount Secured	-		
Details	<p>1. LLOYDS BANK PLC (THE "CASH DEPOSIT BANK") CHARGES BY WAY OF A FIRST FIXED CHARGE IN FAVOUR OF WETHERBY II SECURITIES2018 DESIGNATED ACTIVITY COMPANY (THE "ISSUER") ALL COLLATERAL SECURITIES AND ALL RELATED RIGHTS, AND ALL COLLATERAL CASH. "COLLATERAL SECURITIES" ARE THE SECURITIES FROM TIME TO TIME RECORDED IN AND REPRESENTED BY THE CREDIT BALANCE OF ABANK ACCOUNT MAINTAINED BY BNY MELLON, LONDON BRANCH (THE "CUSTODIAN") FOR THE ACCOUNT OF THE CASH DEPOSIT BANK. "COLLATERAL CASH" IS THE DEBT OWED BY THE CUSTODIAN TO THE CASH DEPOSIT BANK REPRESENTED BY THE CREDIT BALANCE FROM TIME TO TIME ON THE CASH ACCOUNT. "RELATED RIGHTS"ARE (A) ANY DISTRIBUTION (OTHER THAN A DISTRIBUTION OF INTEREST OR ANY OTHER CUSTODY INCOME PROCEEDS) PAID OR PAYABLE IN RELATION TO ANY COLLATERAL SECURITIES,AND (B) ANY RIGHT, MONEY OR PROPERTY ACCRUING OR OFFERED AT ANY TIME IN RELATION TO ANY COLLATERAL SECURITIES BY WAY OFREDEMPTION, SUBSTITUTION, EXCHANGE, BONUS OR PREFERENCE, UNDER OPTION RIGHTS OROTHERWISE, OTHER THAN ANY OTHER CUSTODYINCOME PROCEEDS. (SEE CLAUSE 2.2 OF THEATTACHED AGREEMENT) 2. LLOYDS BANK PLC ASSIGNS ABSOLUTELY, SUBJECT TO A PROVISOFOR RE-ASSIGNMENT ON REDEMPTION, ALL OFITS RIGHTS, TITLE AND INTEREST IN AND UNDER THE CUSTODY AGREEMENT (INCLUDING, WITHOUT LIMITATION, ITS RIGHTS TO REQUIRETHE CUSTODIAN TO DELIVER SECURITIES OR CASH TO LLOYDS BANK PLC OR TO ITS ORDER AND ITS RIGHTS IN AND TO THE CASH ACCOUNT AND THE SECURITIES ACCOUNT) TO THE ISSUER. THE CUSTODY AGREEMENT IS AN AGREEMENT DATED 28 DECEMBER 2018 WHEREIN LLOYDSBANK PLC APPOINTS BNY MELLON, LONDON BRANCH AS CUSTODIAN OF THE SECURITIES, CASH, DISTRIBUTION AND MONIES RECEIVED FOR DEPOSIT FOR THE ACCOUNT OF LLOYDS BANK PLC. (SEE CLAUSE 2.3 OF THE ATTACHED AGREEMENT). CONTAINS NEGATIVE PLEDGE.</p>		

Mortgage Type	-	Date Charge Created	28/12/2017
Date Charge Registered	08/01/2018	Date Charge Satisfied	-
Status	OUTSTANDING		
Person(s) Entitled	CHELTENHAM SECURITIES 2017 LIMITED		
Amount Secured	-		
Details	NOT APPLICABLE CONTAINS FIXED CHARGE. CONTAINS NEGATIVE PLEDGE.		

Mortgage Type	-	Date Charge Created	21/12/2017
Date Charge Registered	22/12/2017	Date Charge Satisfied	-
Status	OUTSTANDING		
Person(s) Entitled	WETHERBY SECURITIES 2017 LIMITED		
Amount Secured	-		

Details NOT APPLICABLE CONTAINS FIXED CHARGE. CONTAINS NEGATIVE PLEDGE.

Mortgage Type	-	Date Charge Created	09/10/2017
Date Charge Registered	09/10/2017	Date Charge Satisfied	12/06/2019
Status	SATISFIED		
Person(s) Entitled	THE GOVERNOR AND COMPANY OF THE BANK OF ENGLAND, THREADNEEDLE STREET, LONDON, EC2R 8AH (IN ITS		
Amount Secured	-		
Details	CONTAINS FIXED CHARGE.CONTAINS NEGATIVEPLEDGE.		

Mortgage Type	-	Date Charge Created	02/08/2017
Date Charge Registered	09/08/2017	Date Charge Satisfied	-
Status	OUTSTANDING		
Person(s) Entitled	SCOTTISH WIDOWS LIMITED		
Amount Secured	-		
Details	A FIRST FIXED CHARGE OVER ALL THE AGREEMENTS AND THE RELATED RIGHTS (AS DEFINEDIN THE INSTRUMENT) CONTAINS NEGATIVE PLEDGE.		

Mortgage Type	-	Date Charge Created	22/12/2016
Date Charge Registered	23/12/2016	Date Charge Satisfied	-
Status	OUTSTANDING		
Person(s) Entitled	FONTWELL SECURITIES 2016 LIMITED		
Amount Secured	-		
Details	CONTAINS FIXED CHARGE.		

Mortgage Type	-	Date Charge Created	09/12/2016
Date Charge Registered	15/12/2016	Date Charge Satisfied	-
Status	OUTSTANDING		
Person(s) Entitled	SALISBURY II SECURTIES 2016 LIMITED		
Amount Secured	-		
Details	CONTAINS FIXED CHARGE.		

Mortgage Type	-	Date Charge Created	24/06/2016
Date Charge Registered	04/07/2016	Date Charge Satisfied	05/07/2016
Status	SATISFIED		
Person(s) Entitled	JARVIS NEW HOMES (SOUTH EAST) LIMITED		
Amount Secured	-		
Details	FREEHOLD LAND ON THE NORTH WEST SIDE AND WEST SIDE OF RAM LANE, HOTHFIELD, ASHFORD, KENT, TN25 4LS (LAND REGISTRY TITLENUMBER: K368571) CONTAINS FIXED CHARGE.CONTAINS FLOATING CHARGE. FLOATING CHARGE COVERS ALL THE PROPERTY OR UNDERTAKING OF THE COMPANY. CONTAINS NEGATIVE PLEDGE.		

We have provided only the first 25 rows of data, for more rows please visit our website or contact your account manager.

VAT Details

VAT Details

GB244155576

Trade Debtors

Trade Debtors / Bad Debt Detail

Total Documented Trade

2338

Total Value of Documented Trade

£209,901,673

Company Name	Amount	Statement Date
M D Carpets (UK) Limited	£50,000	25/05/2021
C2 Interiors Ltd	£50,000	07/05/2021
Jackedrail Limited	£50,000	22/04/2021
C & G Energy Ltd	£16,300	04/09/2020
Honeycombe Kitchens Ltd	£8,500	19/08/2020
Hincot Limited	£4,946	31/07/2020
I4B Solutions Limited	£15,193	16/07/2020
Get Doing Limited	£8,533	15/07/2020
Get Doing Limited	£8,217	15/07/2020
Broadoak Windows Doors & Conservatories Limited	£134	14/07/2020
Call Connect Services Limited	£10,000	10/07/2020
R P B Fleet Services Limited	£700	09/07/2020
Office Team Group Limited	£8,903,685	08/07/2020
Office Team Logistics Limited	£8,903,685	08/07/2020
Office Zone Business Solutions Limited	£8,903,685	08/07/2020
Office Zone Limited	£8,903,685	08/07/2020
P A D S Printing & Commercial Stationery Limited	£8,903,685	08/07/2020
The Spicers Office Team Group Limited	£8,903,685	08/07/2020
Project Oliver Hold Co Limited	£8,903,685	08/07/2020
Project Oliver Top Co Limited	£8,903,685	08/07/2020
Whitegrove Group Limited	£8,903	08/07/2020
O T Office Supplies Limited	£8,903,685	08/07/2020
Office Team 2 Group Limited	£8,903,685	08/07/2020
Stat Plus Group Limited	£8,903,685	08/07/2020
Stat Plus Limited	£8,903,685	08/07/2020

We have provided only the first 25 rows of data, for more rows please visit our website or contact your account manager.