



(GB) JOULES LIMITED

UK02594289

Risk Score	International Score	Credit Limit	Contract Limit	Status	DBT	Industry DBT
91	A	£3,050,000	£45,000,000	Active	15.96	27

## Summary

### Company Information

#### Key Information

Company Number	02934327
Company Name	JOULES LIMITED
Company Status	Active - Accounts Filed
Incorporation Date	31/05/1994
Company Type	Private limited with Share Capital
VAT Number	<a href="#">GB243069418</a>
SIC07 Code	46420
SIC07 Description	Wholesale of clothing and footwear

#### Contact Information

Address:	THE JOULES BARN ROCKINGHAM ROAD, MARKET HARBOROUGH, LEICESTERSHIRE, LE16 7QD <a href="#">view on map</a>		
Website:	<a href="http://www.joules.com">www.joules.com</a>		
Telephone Number:	01858433268	TPS	N
Trading Address:	Compass House, Rockingham Road, MARKET HARBOROUGH, LE16 7QD <a href="#">View More</a>		

#### Additional Information

FTSE Index	-	Filing Date Of Accounts	24/02/2022		
Share Capital	£134,273	Charity Number	-		
Currency	GBP	Safe Number	UK02594289		
Principal Activity	Design and sale of lifestyle clothing and related accessories.		Accountant	-	
Charges	13	<a href="#">Show more</a>	Trade Debtors	Yes	<a href="#">Show more</a>
Land Registry	125	<a href="#">Show more</a>	Trade Creditors	No	

#### CCJ Summary

No CCJ information to display

#### Ultimate Holding Company

Company Name	Country	Safe Number	Company Number	Latest Key Financials	Score	Limit	Turnover
JOULES GROUP PLC	(GB)	UK15010580	10164829	30/05/2021	● 66	£1,900,000	£199,007,000

We've discovered 0 companies in this company's Creditsafe Linkages Data across 0 countries.

[View Group](#)

## Key Financials

	2021		2020		2019
Turnover	£179,879,000	2.3% <span style="color: green;">▲</span>	£175,860,000	11.8% <span style="color: red;">▼</span>	£199,370,000
Pre Tax Profit	£494,000	102.2% <span style="color: green;">▲</span>	-\$22,847,000	281.0% <span style="color: red;">▼</span>	£12,626,000
Shareholder's Funds	£29,781,000	8.5% <span style="color: red;">▼</span>	£32,534,000	37.8% <span style="color: red;">▼</span>	£52,280,000
Number of Employees	1492	-	1760	-	1752

Legend: Turnover (light blue), Pre Tax Profit (medium blue), Shareholder's Funds (dark blue)

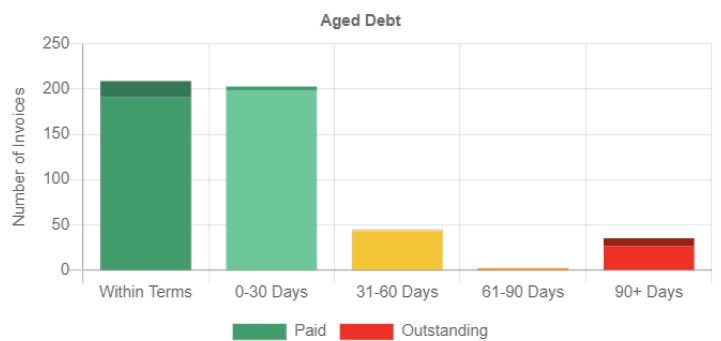
## Payment Information Summary

### Invoice Data

Average Invoice Value	£80,005.1
Invoices Available	493
Paid	461
Outstanding	32

Trade Payment Data is real life payment experiences gathered from selected third party partners big and small who send us trade payment information on their complete sales ledger.

The Age of Debt Graph highlights the current Age of Debt of a given company. The graph is separated into 5 categories. Generally, Within Terms and 0-30 days are a reasonable time for a company to pay their invoices and showcases good invoice payment whereas anything beyond that is indicative of poor invoice payment.



Share your risk intelligence with over 13,000 Creditsafe contributors and create your Trade Payment story

[Share More](#)

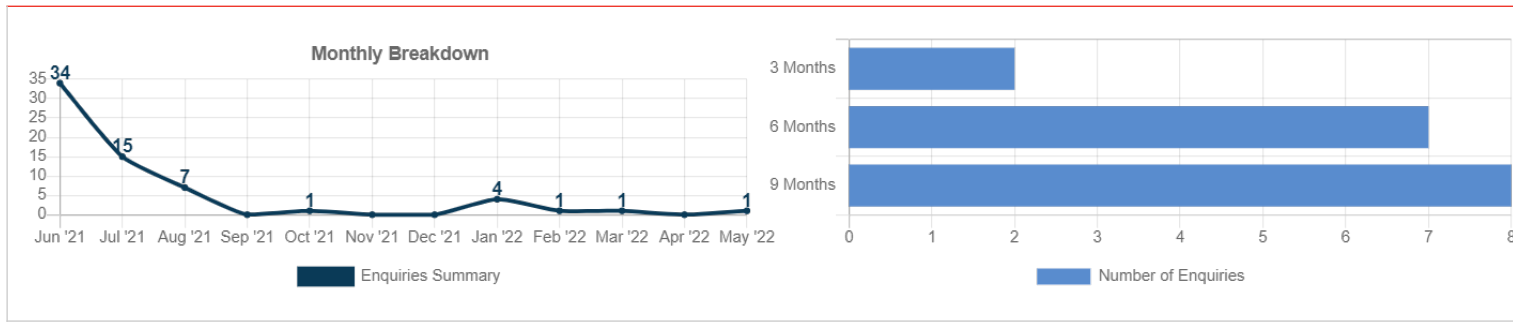
## Commentary

– This company has been treated as a Large company in terms of the score/limit that has been generated.

- + This company's latest Pre-tax Profit figure shows a profit for the trading period.
- + This company has a high amount of capital available for re-investment.
- + This company has a very high amount of Equity within the business.

## Enquiries Summary

Latest Enquiry Date	Avg Reports per Month	Enquiries (Past 3 Months)	Enquiries (Past 6 Months)	Enquiries (Past 9 Months)	Enquiries (Past 12 Months)
06/05/22	5	2	7	8	64



## Trading Address

### Trading Address Details

Address	Telephone Number	TPS
45-46 Sadler Gate, Derby, Derbyshire, DE1 3NQ	01332 805311	N
5-9 Arthur Street, Belfast, BT1 4GA	028 90325953	N
53-55 High Street, Market Harborough, Leicestershire, LE16 7AF	01858 462872	N
67 Cheap Street, Sherborne, Dorset, DT9 3BA	-	-
67 Parade, Leamington Spa, Warwickshire, CV32 4BA	01926 314012	N
8 High Street, Cowes, Isle of Wight, PO31 7RZ	01983 280608	N
Albert Quay House, 38 Fore Street, Fowey, Cornwall, PL23 1AQ	01726 833890	N
Compass House, Rockingham Road, MARKET HARBOROUGH, LE16 7QD	01858 435255	N
East Street, Southwold, Suffolk, IP18 6EH	01502 723973	N
Enterprise House, Bassingbourn Road, Stansted, Essex, CM24 1QW	-	-
Market Place, Sidmouth, Devon, EX10 8AR	-	-
Marmion House, 91-92 High Street, Worcester, Worcestershire, WR1 2HL	01905 610402	N
Pannington Hall Cottage, Pannington Hall Lane, Ipswich, Suffolk, IP9 2AR	01473 603059	N
Saxon Way West, Corby, Northamptonshire, NN18 9ES	0845 2507160	N
The Square, Petersfield, Hampshire, GU32 3HJ	01730 261804	N
Unit 13, South Terrace, Rushden Lakes, Rushden, Northamptonshire, NN10 6FS	-	-
Unit 19 Old Market, Newmarket Street, Hereford, Herefordshire, HR4 9HU	01432 272415	N
Unit 2, 115 Bancroft, Hitchin, Hertfordshire, SG5 1LS	01462 337616	N
Unit 2d, Bond Street Bond Street Shopping Ce, Chelmsford, Essex, CM1 1GH	01245 258272	N
Unit 43, Grand Central, Stephenson Place, Birmingham, West Midlands, B2 4BF	0121 6343361	N
Unit 55 Mcarthurglen Bridgend Desig, Outlet, The Derwen, Bridgend, Mid Glamorgan, CF32 9SU	-	-
Unit 92, Designer Outlet, Mcarthur Glen Designer Outlet Villa, York, North Yorkshire, YO19 4TA	01904 626165	N
Unit D9, Whiteley Shopping Centre, Whiteley Way, Fareham, Hampshire, PO15 7PD	-	-
1 Middle Street, Padstow, Cornwall, PL28 8AR	01841 532324	N
1 Pydar Street, Truro, Cornwall, TR1 2AR	01872 272119	N

We have provided only the first 25 rows of data, for more rows please visit our website or contact your account manager.

## SIC07/SIC03

## Additional SIC Codes






SIC07 Code	47710	SIC07 Description	Retail sale of clothing in specialised stores
SIC03 Code	5242	SIC03 Description	Retail sale of clothing
SIC07 Code	47721	SIC07 Description	Retail sale of footwear in specialised stores
SIC03 Code	5243	SIC03 Description	Retail of footwear & leather goods
SIC07 Code	47650	SIC07 Description	Other retail sale of new goods in specialised stores (other than by opticians or commercial art)
SIC03 Code	5248	SIC03 Description	Other specialist stores n.e.c

## Score/Limit




## Summary Information

Score	91	Change Date	07/03/2022
Limit	£3,050,000	Change Date	07/03/2022






## Financials Filed / Established

Score	Description
 71-100	Very Low Risk
 51-70	Low Risk
 30-50	Moderate Risk
 21-29	High Risk
 1-20	Very High Risk
<b>Not Scored</b>	Please see report for description

## Newly Incorporated

Score	Description
 51-100	Low Risk
 30-50	Moderate Risk
 1-29	Caution - High Risk
<b>Not Scored</b>	Please see report for description

## International Score Explanation

	International Score	Description
	A	Very Low Risk
	B	Low Risk
	C	Moderate Risk
	D	High Risk
	E	Not Scored

## Directors/Shareholders

## Directors/Shareholders

## Directors/Shareholders Summary

Current Directors	4	Current Secretaries	1
Previous Directors/Company Secretaries	26	Person's With Significant Control	1

## Current Directors

Title	Ms	Function	Director
Name	<a href="#">Caroline Jane York</a>	Nationality	British
Date of Birth	09/1973	Present Appointments	6
Latest Address	The Joules Barn Rockingham Road, Market Harborough, Leicestershire	Appointment Date	23/08/2021
Postcode	LE16 7QD	Occupation	COMPANY DIRECTOR
<div style="display: flex; justify-content: space-between;"> <span>View Director Report</span> <span>View Consumer Report</span> <span>View AML Report</span> <span>View Trace Report</span> <span>View Compliance Report</span> </div>			

Title	Mr	Function	Director
Name	<a href="#">Nicholas David George Jones</a>	Nationality	British
Date of Birth	05/1972	Present Appointments	6
Latest Address	The Joules Barn Rockingham Road, Market Harborough, Leicestershire	Appointment Date	30/09/2019
Postcode	LE16 7QD	Occupation	CHIEF EXECUTIVE OFFICER
<div style="display: flex; justify-content: space-between;"> <span>View Director Report</span> <span>View Consumer Report</span> <span>View AML Report</span> <span>View Trace Report</span> <span>View Compliance Report</span> </div>			

Title	Ms	Function	Director
Name	<a href="#">Chloe Ward</a>	Nationality	British
Date of Birth	08/1980	Present Appointments	1
Latest Address	The Joules Barn Rockingham Road, Market Harborough, Leicestershire	Appointment Date	01/08/2006
Postcode	LE16 7QD	Occupation	DESIGNER
<div style="display: flex; justify-content: space-between;"> <span>View Director Report</span> <span>View Consumer Report</span> <span>View AML Report</span> <span>View Trace Report</span> <span>View Compliance Report</span> </div>			

Title	Mr	Function	Director
Name	<a href="#">Tom Simon Lee Joule</a>	Nationality	British
Date of Birth	02/1968	Present Appointments	5
Latest Address	The Joules Barn Rockingham Road, Market Harborough, Leicestershire	Appointment Date	31/05/1994
Postcode	LE16 7QD	Occupation	-

[View Director Report](#)[View Consumer Report](#)[View AML Report](#)[View Trace Report](#)[View Compliance Report](#)

## Current Company Secretary

Title	Mr	Function	Company Secretary
Name	<a href="#">Jonathan William Dargie</a>	Nationality	-
Date of Birth	-	Present Appointments	1
Latest Address	The Joules Barn Rockingham Road, Market Harborough, Leicestershire	Appointment Date	06/07/2012
Postcode	LE16 7QD	Occupation	-

[View Director Report](#)[View Consumer Report](#)[View AML Report](#)[View Trace Report](#)[View Compliance Report](#)

## Top Shareholders

Name	Currency	Share Count	Share Type	Nominal Value	% of Share Count
JOULES INVESTMENTS HOLDINGS LTD	GBP	120,501	ORDINARY	1	89.74
JOULES INVESTMENTS HOLDINGS LTD	GBP	9,633	ORDINARY B	1	7.17
JOULES INVESTMENTS HOLDINGS LTD	GBP	4,139	ORDINARY A	1	3.08

## PSC

### PSC Summary

	● Active	● Ceased	● Total
Persons with Significant Control	1	0	1
Protected Persons with Significant Control	0	0	0
Statements	0	0	0

### Active Persons With Significant Control

Name	Joules Investments Holdings Limited	Kind	Corporate Entity With Significant Control
Address	The Joules Barn, Rockingham Road, Market Harborough, Leicestershire, LE16 7QD United Kingdom	Notified On	06/04/2016
Post Code	LE16 7QD	Legal Form	Private Company Limited By Shares
Authority	Uk (England And Wales)	Place Registered	Uk (England) - Companies House

Country Registered	Uk	Registration Number	08752970
Nature Of Control	<ul style="list-style-type: none"> <li>· Ownership of shares - above 75%</li> <li>· Ownership of voting rights - above 75%</li> <li>· Right to appoint and remove directors</li> </ul>		

### Ceased Persons With Significant Control

No Ceased Persons With Significant Control To Display

### Active Protected Persons With Significant Control

There are no Active Protected Persons With Significant Control to display

### Ceased Protected Persons With Significant Control

There are no Ceased Protected Persons With Significant Control to display

### Active Statements

No Active Statements to Display

### Ceased Statements

No Ceased Statements to Display

## Previous Directors/Company Secretaries

### Directors/Shareholders Summary

Current Directors	4	Current Secretaries	1
Previous Directors/Company Secretaries	26	Person's With Significant Control	1

### Previous Directors

Name	● Current Active Appointments	● Previous Directorships	● Dissolved Directorships
<a href="#">Marcus Simon Dench</a>	1	13	0
<a href="#">Sallie Barnett</a>	0	2	0
<a href="#">Penny Jane Parry</a>	0	2	0
<a href="#">Kara Eugenie Groves</a>	0	5	0
<a href="#">James Simon Davey</a>	1	2	2
<a href="#">Andrea Michelle Gray</a>	0	1	0
<a href="#">Ronald Michael Helvey</a>	0	1	1
<a href="#">Eve Davies</a>	0	4	0
<a href="#">John Malcolm Pearson</a>	0	3	6
<a href="#">Nancy Marples</a>	0	1	0

Jean Marguerite Joule	0	1	1
Belaea Hollinshead	0	4	4
Belaea Hollinshead	0	4	4
Georgina Johnson	0	1	0
Michele Peryer	0	1	0
Kevin McSpadden	0	1	0
Clare Lorna Du Mughn	0	1	1
Paul Clements	0	1	0
Robin Frank Hicking	11	2	2
LONDON LAW SERVICES LIMITED	3	10357	44788
LONDON LAW SECRETARIAL LIMITED	3	10392	44797
Colin Nigel Porter	1	8	3
Helen Louise Barnes	1	2	4
Elizabeth June Jewitt-Cross	0	1	3
Jonathan William Dargie	2	2	0

We have provided only the first 25 rows of data, for more rows please visit our website or contact your account manager.

## Financials

### Profit & Loss

	30/05/2021		31/05/2020		26/05/2019		27/05/2018		28/05/2017
Weeks	52		53		52		52		52
Currency	GBP		GBP		GBP		GBP		GBP
Consolidated A/Cs	No		No		No		No		No
<b>Turnover</b>	£179,879,000	2.3% <span style="color: green;">▲</span>	£175,860,000	11.8% <span style="color: red;">▼</span>	£199,370,000	14.1% <span style="color: green;">▲</span>	£174,660,000	17.5% <span style="color: green;">▲</span>	£148,696,000
<b>Export</b>	£13,094,000	21.4% <span style="color: green;">▲</span>	£10,785,000	33.0% <span style="color: red;">▼</span>	£16,090,000	10.7% <span style="color: green;">▲</span>	£14,540,000	50.4% <span style="color: green;">▲</span>	£9,666,000
<b>Cost of Sales</b>	£88,594,000	10.6% <span style="color: green;">▲</span>	£80,119,000	5.5% <span style="color: red;">▼</span>	£84,765,000	14.7% <span style="color: green;">▲</span>	£73,879,000	16.3% <span style="color: green;">▲</span>	£63,548,000
<b>Gross Profit</b>	£91,285,000	4.7% <span style="color: red;">▼</span>	£95,741,000	16.5% <span style="color: red;">▼</span>	£114,605,000	13.7% <span style="color: green;">▲</span>	£100,781,000	18.4% <span style="color: green;">▲</span>	£85,148,000
<b>Wages &amp; Salaries</b>	£28,681,000	11.6% <span style="color: red;">▼</span>	£32,459,000	13.2% <span style="color: red;">▼</span>	£37,381,000	10.7% <span style="color: green;">▲</span>	£33,778,000	16.2% <span style="color: green;">▲</span>	£29,079,000
<b>Directors Emoluments</b>	£1,119,000	19.8% <span style="color: red;">▼</span>	£1,396,000	56.5% <span style="color: red;">▼</span>	£3,212,000	6.4% <span style="color: red;">▼</span>	£3,431,000	12.5% <span style="color: green;">▲</span>	£3,049,000
<b>Operating Profit</b>	£2,026,000	109.6% <span style="color: green;">▲</span>	£-21,133,000	264.1% <span style="color: red;">▼</span>	£12,879,000	10.4% <span style="color: green;">▲</span>	£11,670,000	10.8% <span style="color: green;">▲</span>	£10,528,000
<b>Depreciation</b>	£10,153,000	31.4% <span style="color: red;">▼</span>	£14,799,000	209.8% <span style="color: green;">▲</span>	£4,777,000	24.7% <span style="color: red;">▼</span>	£6,345,000	29.2% <span style="color: green;">▲</span>	£4,911,000
<b>Audit Fees</b>	£140,000	52.2% <span style="color: green;">▲</span>	£92,000	-	-	-	-	100.0% <span style="color: red;">▼</span>	£52,000
<b>Interest Payments</b>	£1,532,000	10.6% <span style="color: red;">▼</span>	£1,714,000	577.5% <span style="color: green;">▲</span>	£253,000	27.3% <span style="color: red;">▼</span>	£348,000	44.4% <span style="color: green;">▲</span>	£241,000
<b>Pre Tax Profit</b>	£494,000	102.2% <span style="color: green;">▲</span>	£-22,847,000	281.0% <span style="color: red;">▼</span>	£12,626,000	11.5% <span style="color: green;">▲</span>	£11,322,000	10.1% <span style="color: green;">▲</span>	£10,287,000



<b>Taxation</b>	-£880,000	119.4% ▼	£4,539,000	279.2% ▲	-£2,533,000	11.2% ▲	-£2,851,000	14.7% ▼	-£2,485,000
<b>Profit After Tax</b>	-£386,000	97.9% ▲	-£18,308,000	281.4% ▼	£10,093,000	19.1% ▲	£8,471,000	8.6% ▲	£7,802,000
<b>Dividends Payable</b>	-	-	-	-	-	-	-	-	-
<b>Retained Profit</b>	-£386,000	97.9% ▲	-£18,308,000	281.4% ▼	£10,093,000	19.1% ▲	£8,471,000	8.6% ▲	£7,802,000

## Balance Sheet

	30/05/2021		31/05/2020		26/05/2019		27/05/2018		28/05/2017
<b>Tangible Assets</b>	£53,617,000	8.7% ▼	£58,717,000	154.1% ▲	£23,104,000	27.5% ▼	£31,861,000	164.8% ▲	£12,032,000
<b>Intangible Assets</b>	£18,898,000	7.6% ▼	£20,448,000	22.6% ▲	£16,674,000	32.4% ▲	£12,595,000	32.6% ▲	£9,499,000
<b>Total Fixed Assets</b>	<b>£69,895,000</b>	<b>8.2% ▼</b>	<b>£76,131,000</b>	<b>91.4% ▲</b>	<b>£39,778,000</b>	<b>10.5% ▼</b>	<b>£44,456,000</b>	<b>106.5% ▲</b>	<b>£21,531,000</b>
<b>Stock</b>	£38,309,000	36.8% ▲	£28,008,000	8.1% ▼	£30,465,000	4.3% ▲	£29,218,000	49.9% ▲	£19,487,000
<b>Trade Debtors</b>	£5,692,000	103.7% ▲	£2,794,000	8.1% ▲	£2,584,000	16.7% ▲	£2,215,000	89.8% ▼	£21,778,000
<b>Other Debtors</b>	£36,313,000	72.0% ▲	£21,114,000	34.0% ▲	£15,760,000	1.6% ▼	£16,011,000	-	-
<b>Cash</b>	£12,391,000	47.3% ▼	£23,527,000	136.8% ▲	£9,934,000	167.3% ▲	£3,716,000	176.3% ▲	£1,345,000
<b>Miscellaneous Current Assets</b>	-	100.0% ▼	£928,000	72.1% ▼	£3,321,000	148.2% ▲	£1,338,000	76.1% ▼	£5,593,000
<b>Total Current Assets</b>	<b>£92,705,000</b>	<b>17.2% ▲</b>	<b>£79,093,000</b>	<b>12.9% ▲</b>	<b>£70,048,000</b>	<b>33.4% ▲</b>	<b>£52,498,000</b>	<b>8.9% ▲</b>	<b>£48,203,000</b>
<b>Trade Creditors</b>	£20,418,000	64.7% ▲	£12,395,000	37.0% ▼	£19,680,000	9.8% ▲	£17,922,000	54.5% ▼	£39,405,000
<b>Bank Loans &amp; Overdrafts</b>	-	-	-	-	-	-	-	-	-
<b>Other Short Term Finance</b>	£43,422,000	7.0% ▼	£46,709,000	184.4% ▲	£16,421,000	13.1% ▼	£18,906,000	930.3% ▲	£1,835,000
<b>Miscellaneous Current Liabilities</b>	£32,798,000	55.5% ▲	£21,098,000	11.1% ▲	£18,998,000	6.7% ▼	£20,367,000	1.1K% ▲	£1,632,000
<b>Total Current Liabilities</b>	<b>£96,638,000</b>	<b>20.5% ▲</b>	<b>£80,202,000</b>	<b>45.6% ▲</b>	<b>£55,099,000</b>	<b>3.7% ▼</b>	<b>£57,195,000</b>	<b>33.4% ▲</b>	<b>£42,872,000</b>
<b>Bank Loans &amp; Overdrafts LTL</b>	£36,181,000	14.8% ▼	£42,488,000	1.6K% ▲	£2,447,000	17.7% ▼	£2,972,000	910.9% ▲	£294,000
<b>Other Long Term Finance</b>	£28,457,000	15.6% ▼	£33,708,000	-	-	-	-	-	-
<b>Total Long Term Liabilities</b>	<b>£36,181,000</b>	<b>14.8% ▼</b>	<b>£42,488,000</b>	<b>1.6K% ▲</b>	<b>£2,447,000</b>	<b>17.7% ▼</b>	<b>£2,972,000</b>	<b>910.9% ▲</b>	<b>£294,000</b>

## Capital &amp; Reserves

	30/05/2021		31/05/2020		26/05/2019		27/05/2018		28/05/2017
--	------------	--	------------	--	------------	--	------------	--	------------

<b>Called Up Share Capital</b>	£159,000	3.9% ▲	£153,000	14.2% ▲	£134,000	0.0%	£134,000	0.0%	£134,000
<b>P &amp; L Account Reserve</b>	£31,042,000	3.5% ▲	£29,998,000	38.6% ▼	£48,885,000	34.7% ▲	£36,300,000	39.9% ▲	£25,943,000
<b>Revaluation Reserve</b>	-	-	-	-	-	-	-	-	-
<b>Sundry Reserves</b>	-£1,420,000	159.6% ▼	£2,383,000	10.1% ▼	£2,651,000	651.0% ▲	£353,000	28.1% ▼	£491,000
<b>Shareholder Funds</b>	<b>£29,781,000</b>	<b>8.5% ▼</b>	<b>£32,534,000</b>	<b>37.8% ▼</b>	<b>£52,280,000</b>	<b>42.1% ▲</b>	<b>£36,787,000</b>	<b>38.5% ▲</b>	<b>£26,568,000</b>

## Other Financial Items

	30/05/2021		31/05/2020		26/05/2019		27/05/2018		28/05/2017
<b>Net Worth</b>	<b>£10,883,000</b>	<b>10.0% ▼</b>	<b>£12,086,000</b>	<b>66.1% ▼</b>	<b>£35,606,000</b>	<b>47.2% ▲</b>	<b>£24,192,000</b>	<b>41.7% ▲</b>	<b>£17,069,000</b>
<b>Working Capital</b>	<b>-£3,933,000</b>	<b>254.6% ▼</b>	<b>-£1,109,000</b>	<b>107.4% ▼</b>	<b>£14,949,000</b>	<b>418.3% ▲</b>	<b>-£4,697,000</b>	<b>188.1% ▼</b>	<b>£5,331,000</b>
<b>Total Assets</b>	<b>£162,600,000</b>	<b>4.8% ▲</b>	<b>£155,224,000</b>	<b>41.3% ▲</b>	<b>£109,826,000</b>	<b>13.3% ▲</b>	<b>£96,954,000</b>	<b>39.0% ▲</b>	<b>£69,734,000</b>
<b>Total Liabilities</b>	<b>£132,819,000</b>	<b>8.3% ▲</b>	<b>£122,690,000</b>	<b>113.2% ▲</b>	<b>£57,546,000</b>	<b>4.4% ▼</b>	<b>£60,167,000</b>	<b>39.4% ▲</b>	<b>£43,166,000</b>
<b>Net Assets</b>	<b>£29,781,000</b>	<b>8.5% ▼</b>	<b>£32,534,000</b>	<b>37.8% ▼</b>	<b>£52,280,000</b>	<b>42.1% ▲</b>	<b>£36,787,000</b>	<b>38.5% ▲</b>	<b>£26,568,000</b>

## Cashflow

	30/05/2021		31/05/2020		26/05/2019		27/05/2018		28/05/2017
<b>Net Cashflow from Operations</b>	-	-	-	-	-	-	-	-	-
<b>Net Cashflow before Financing</b>	-	-	-	-	-	-	-	-	-
<b>Net Cashflow from Financing</b>	-	-	-	-	-	-	-	-	-
<b>Increase in Cash</b>	-	-	-	-	-	-	-	-	-

## Miscellaneous

	30/05/2021		31/05/2020		26/05/2019		27/05/2018		28/05/2017
<b>Contingent Liabilities</b>	No	-	No	-	No	-	No	-	No
<b>Capital Employed</b>	£65,962,000	<b>12.1% ▼</b>	£75,022,000	<b>37.1% ▲</b>	£54,727,000	<b>37.6% ▲</b>	£39,759,000	<b>48.0% ▲</b>	£26,862,000
<b>Number of Employees</b>	1492	-	1760	-	1752	-	1765	-	1546
Accountants	-								
Auditor	-								
Auditor Comments	The company is exempt from audit								
Bankers	NATIONAL WESTMINSTER BANK PLC								
Bank Branch Code	-								

## Ratios

Date of Accounts	30/05/2021	31/05/2020	26/05/2019	27/05/2018	28/05/2017
<b>Pre-tax profit margin %</b>	0.27	-12.99	6.33	6.48	6.92
<b>Current Ratio</b>	0.96	0.99	1.27	0.92	1.12
<b>Sales/NetWorking Capital</b>	-45.74	-158.58	13.34	-37.19	27.89
<b>Gearing %</b>	121.5	130.6	4.7	8.1	1.1
<b>Equity in %</b>	20.4	23.6	56.1	43.6	44.1
<b>Creditor Days</b>	41.31	26.14	35.93	37.35	96.46
<b>Debtor Days</b>	11.51	5.89	4.71	4.61	53.31
<b>Liquidity/Acid Test</b>	0.56	0.63	0.71	0.4	0.66
<b>Return On Capital Employed %</b>	0.74	-30.45	23.07	28.47	38.29
<b>Return On Total Assets Employed %</b>	0.3	-14.71	11.49	11.67	14.75
<b>Current Debt Ratio</b>	3.24	2.46	1.05	1.55	1.61
<b>Total Debt Ratio</b>	4.45	3.77	1.1	1.63	1.62
<b>Stock Turnover Ratio %</b>	21.29	15.92	15.28	16.72	13.1
<b>Return On Net Assets Employed %</b>	1.65	-70.22	24.15	30.77	38.71

## Event History

## Report Notes

You have no notes

## Status History

No Status History information to display

## Event History

Date	Description
12/04/2022	Ms P.J. Parry has left the board
07/03/2022	New Accounts Filed
07/03/2022	New Accounts Filed
26/08/2021	Mr J.W. Dargie has left the board
26/08/2021	New Board Member Ms C.J. York appointed
25/06/2021	New Accounts Filed
25/06/2021	New Accounts Filed
07/06/2021	Confirmation Statement
04/06/2021	Change in Reg.Office

26/05/2021	New Board Member Mr J.W. Dargie appointed
19/05/2021	Change of Company Postcode
19/05/2021	Change in Reg.Office
14/05/2021	New Board Member J.W. Dargie appointed
13/05/2021	Mr M.S. Dench has left the board
04/06/2020	Confirmation Statement

## Previous Company Names

Date Changed	Previous Name
20/10/2005	ORIGINALS LIMITED

## Score History

Date	Score	Description
07/03/2022	91	Very Low Risk
26/06/2021	81	Very Low Risk
23/06/2021	99	Very Low Risk
15/06/2021	Not Scored	Financial Statements too old
19/12/2019	99	Very Low Risk
06/12/2019	96	Very Low Risk
06/03/2019	87	Very Low Risk
05/03/2019	77	Very Low Risk
01/03/2019	Not Scored	Financial Statements too old
26/07/2018	77	Very Low Risk

## Limit History

Date	Limit
07/03/2022	£3,050,000
26/06/2021	£2,900,000
23/06/2021	£3,850,000
15/06/2021	£0
19/12/2019	£3,850,000
06/12/2019	£2,200,000
06/03/2019	£2,000,000
05/03/2019	£2,150,000
01/03/2019	£0
26/07/2018	£2,150,000

# Group Structure

## Group Structure

### Group Structure Statistics

Group	6 companies in 1 countries
Linkages	0 companies in 0 countries

### Group Structure Summary

Holding Company	(GB) JOULES INVESTMENTS HOLDINGS LIMITED
Ownership Status	Wholly Owned
Ultimate Holding Company	(GB)JOULES GROUP PLC

## Group Structure

Company Name		Safe Number	Registered Number	Latest Key Financials	Consol. Accounts	Score	Limit	Turnover
JOULES GROUP PLC	(GB)	UK15010580	10164829	30/05/2021	Y	66	£1,900,000	£199,007,000
THE GARDEN TRADING COMPANY LIMITED	(GB)	UK02514564	02854160	30/05/2021	N	76	£385,000	£12,047,000
JOULES INVESTMENTS HOLDINGS LIMITED	(GB)	UK09078644	08752970	30/05/2021	N	83	£470,000	£0
<b>JOULES LIMITED</b>	<b>(GB)</b>	<b>UK02594289</b>	<b>02934327</b>	<b>30/05/2021</b>	<b>N</b>	<b>91</b>	<b>£3,050,000</b>	<b>£179,879,000</b>
JOULES DEVELOPMENTS LIMITED	(GB)	UK16533350	11250107	30/05/2021	N	35	£500	£0
JOULES PROPERTY LIMITED	(GB)	UK16533356	11250113	30/05/2021	N	N/S	£0	£0

# Payment Analysis

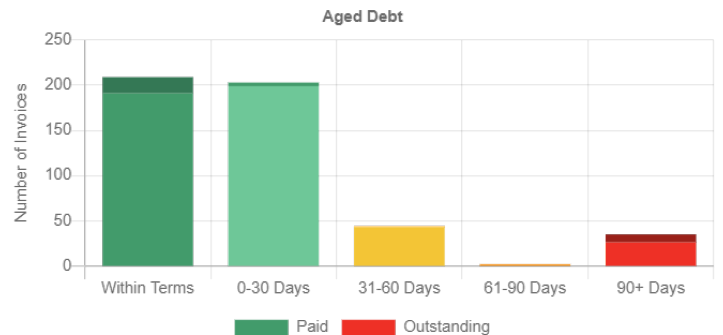
## Payment Information Summary

### Invoice Data & Aged Debt

Average Invoice Value	£80,005.1
Invoices Available	493
Paid	461
Outstanding	32

Trade Payment Data is real life payment experiences gathered from selected third party partners big and small who send us trade payment information on their complete sales ledger.

The Age of Debt Graph highlights the current Age of Debt of a given company. The graph is separated into 5 categories. Generally, Within Terms and 0-30 days are a reasonable time for a company to pay their invoices and showcases good invoice payment whereas anything beyond that is indicative of poor invoice payment.

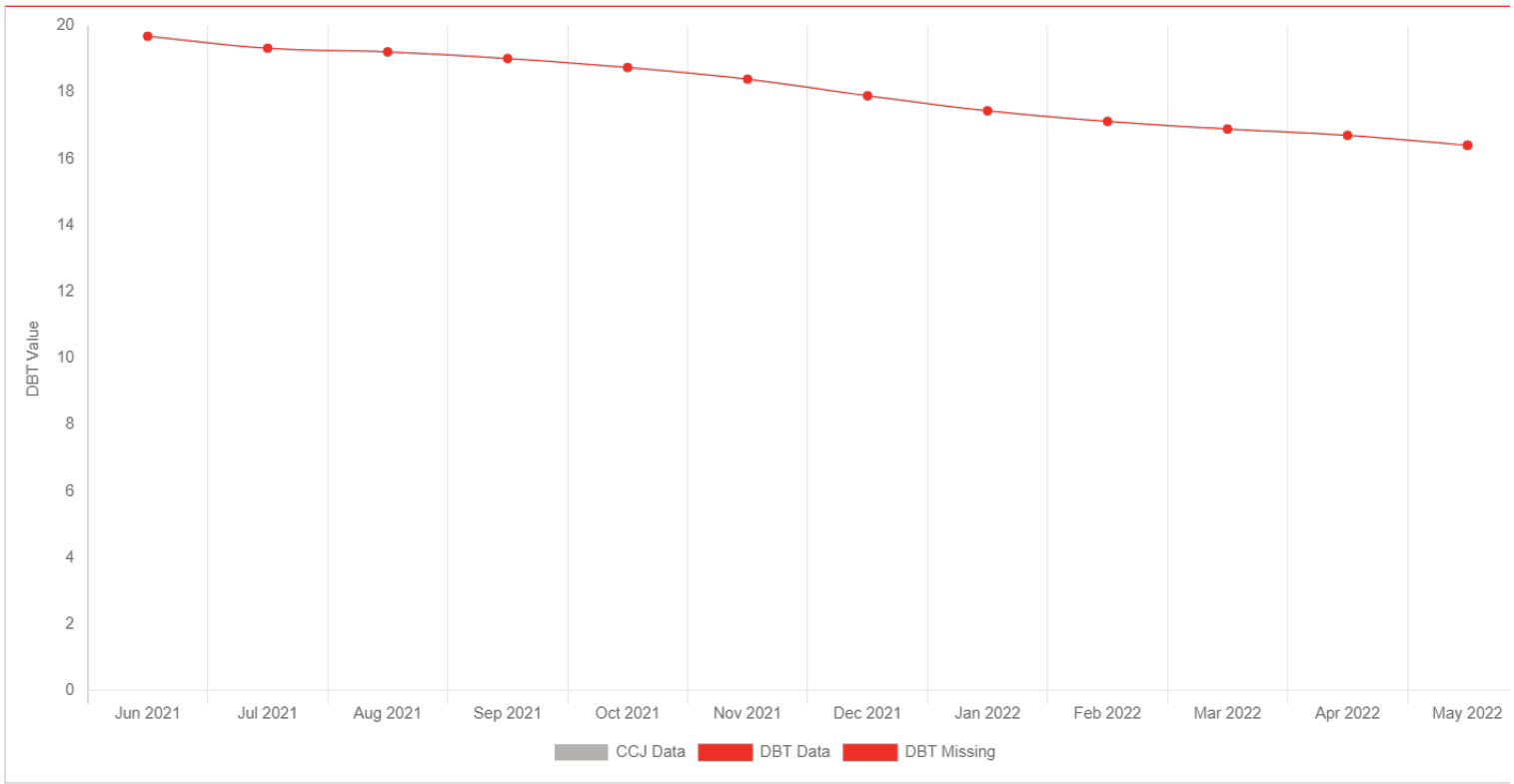


Get Connected! You can help Creditsafe improve payment reporting across the world by joining our payment information network

Share

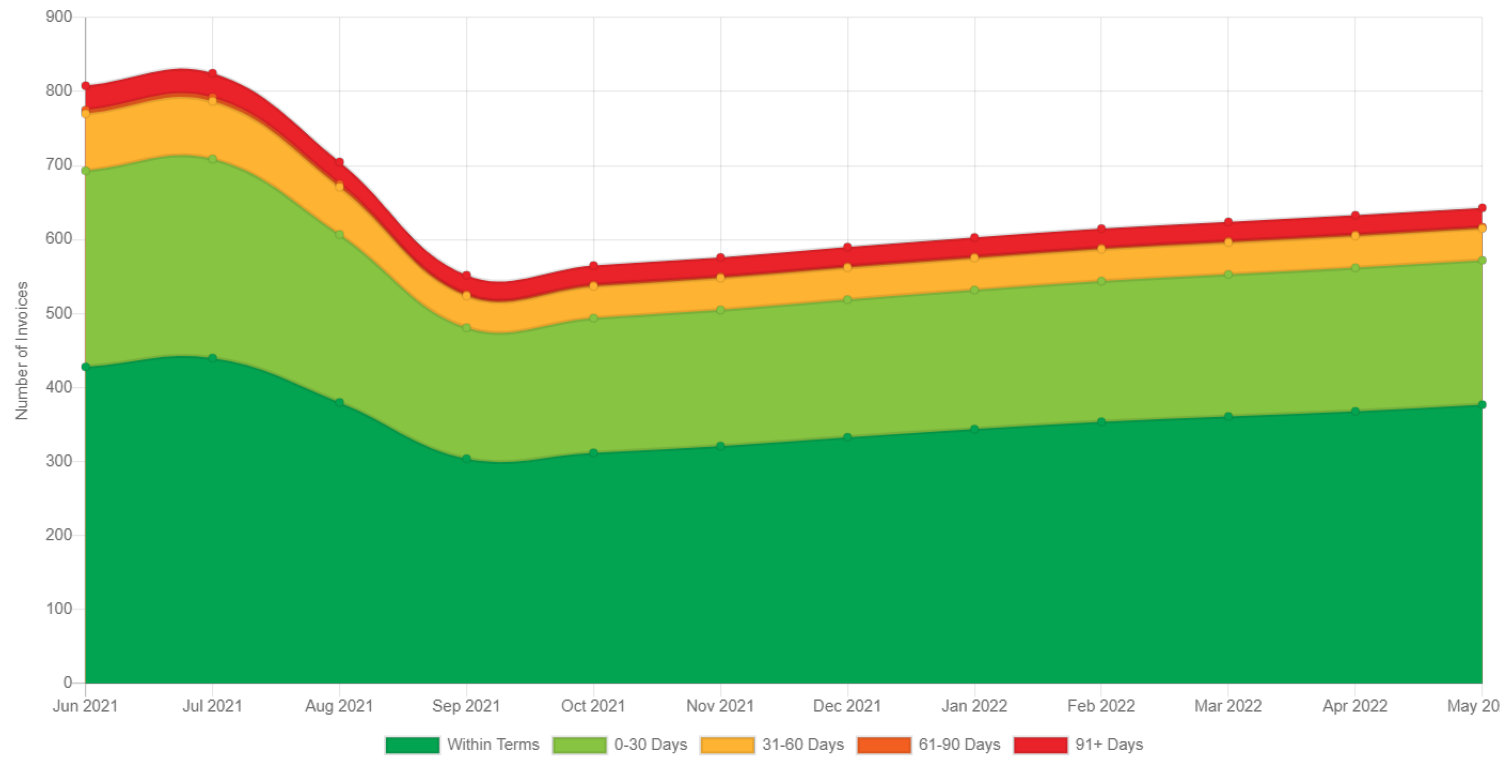
## CCJ Data Trends

The CCJ Data Trends graph shows the amount of County Court Judgements and their value against the given company. This will allow you to easily assess the effects of a CCJ and what impact it may have on payment performance. This graph also shows the DBT data trends for comparison with the CCJ trends.



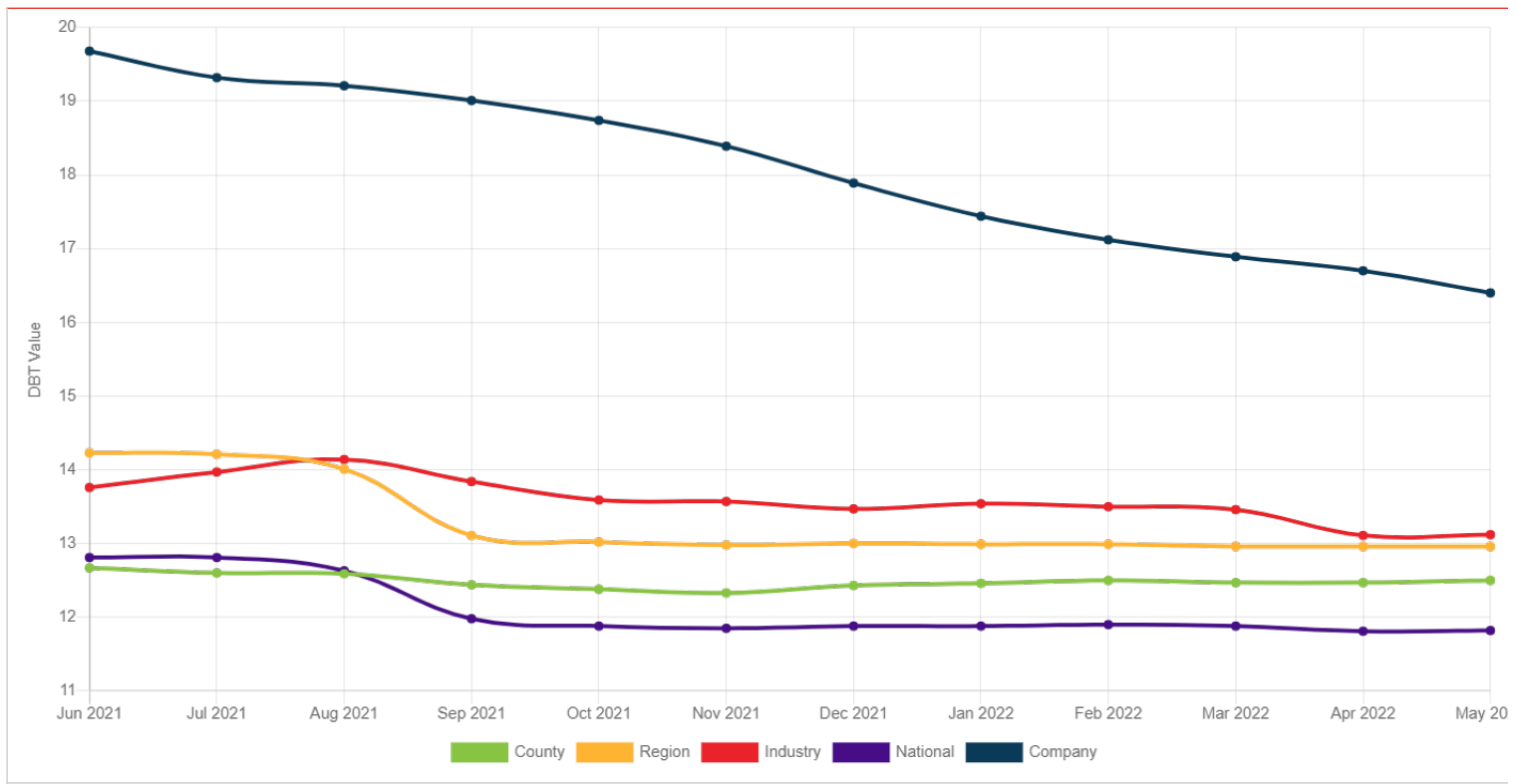
### Accumulative Invoice Trends

The Accumulative Invoice Trends graph shows the invoice payment trends that a given company has over a period of time. This displays the current on-going payment performance of the company and the ability to predict future payment patterns. Areas that are marked as grey, indicate months where the invoice data for the company is missing. Instead, the averages of the two non-missing points is used instead.



### Days Beyond Terms (DBT) Trends

This graph indicates the average Days Beyond Terms (DBT) the company itself takes to pay their invoices. This is also compared to the average DBT of companies in the same county, region and industry. The UK national average is included for your reference.



## General Information

### Charges

#### Charge Details

Mortgage Type	-	Date Charge Created	19/07/2017
Date Charge Registered	20/07/2017	Date Charge Satisfied	-
Status	OUTSTANDING		
Person(s) Entitled	BARCLAYS BANK PLC		
Amount Secured	-		
Details	THE PROPERTY KNOWN AS COMPASS HOUSE, ROCKINGHAM ROAD, MARKET HARBOROUGH (LE16 7QD) AND REGISTERED AT THE LAND REGISTRY WITH TITLE NUMBER LT230882. THE LAND AT ROCKINGHAM ROAD, MARKET HARBOROUGH REGISTERED AT THE LAND REGISTRY WITH TITLE NUMBER LT359863. THE LAND LYING TO THE NORTHWEST OF ROCKINGHAM ROAD, MARKET HARBOROUGH REGISTERED AT THE LAND REGISTRY WITH TITLE NUMBER LT282958. CONTAINS FIXED CHARGE. CONTAINS NEGATIVE PLEDGE.		

Mortgage Type	-	Date Charge Created	04/11/2013
Date Charge Registered	09/11/2013	Date Charge Satisfied	31/03/2018
Status	SATISFIED		
Person(s) Entitled	LDC (MANAGERS) LIMITED (AS SECURITY TRUSTEE)		
Amount Secured	-		
Details	CONTAINS FIXED CHARGE. CONTAINS FLOATING CHARGE. FLOATING CHARGE COVERS ALL THE PROPERTY OR UNDERTAKING OF THE COMPANY. NOTIFICATION OF ADDITION TO OR AMENDMENT OF CHARGE.		

Mortgage Type	-	Date Charge Created	05/11/2013
---------------	---	---------------------	------------

Date Charge Registered	06/11/2013	Date Charge Satisfied	31/03/2018
Status	SATISFIED		
Person(s) Entitled	BARCLAYS BANK PLC		
Amount Secured	-		
Details	CONTAINS FIXED CHARGE. CONTAINS FLOATING CHARGE. FLOATING CHARGE COVERS ALL THE PROPERTY OR UNDERTAKING OF THE COMPANY. NOTIFICATION OF ADDITION TO OR AMENDMENT OF CHARGE.		

Mortgage Type	ASSIGNMENT	Date Charge Created	29/08/2012
Date Charge Registered	31/08/2012	Date Charge Satisfied	08/11/2013
Status	SATISFIED		
Person(s) Entitled	HSBC ASSET FINANCE (UK) LTD AND HSBC EQUIPMENT FINANCE (UK) LTD		
Amount Secured	ALL MONIES DUE OR TO BECOME DUE FROM THE COMPANY TO THE CHARGEE UNDER THE TERMS OF THE AFOREMENTIONED INSTRUMENT CREATING OR EVIDENCING THE CHARGE		
Details	ASSIGNMENT OVER ANY CREDIT BALANCE DUE TO THE ASSIGNOR IN RELATION TO THEIR AGREEMENT FOR THE PURCHASE OF DEBTS TOGETHER WITH ANY INTERESTS COSTS AND DISCOUNTING ALLOWANCES DUE UNDER THE AGREEMENT INCLUDING ALL THE PROVISIONS BUT ONLY IN RELATION TO THAT CREDIT BALANCE		

Mortgage Type	LEGAL ASSIGNMENT	Date Charge Created	12/07/2010
Date Charge Registered	13/07/2010	Date Charge Satisfied	08/11/2013
Status	SATISFIED		
Person(s) Entitled	HSBC BANK PLC		
Amount Secured	ALL MONIES DUE OR TO BECOME DUE FROM THE COMPANY TO THE CHARGEE ON ANY ACCOUNT WHATSOEVER		
Details	ANY CREDIT BALANCE DUE TO THE COMPANY UNDER CONDITION 13 OF THE AGREEMENT FOR THE PURCHASE OF DEBTS AND ANY DISCOUNTING ALLOWANCE DUE UNDER THE CONTRACT THE BENEFIT OF ALL THE OTHER PROVISIONS OF THE CONTRACT AND ALL SECURITIES IN RESPECT OF THAT CREDIT BALANCE		

Mortgage Type	LEGAL MORTGAGE	Date Charge Created	02/11/2009
Date Charge Registered	05/11/2009	Date Charge Satisfied	08/11/2013
Status	SATISFIED		
Person(s) Entitled	HSBC BANK PLC		
Amount Secured	ALL MONIES DUE OR TO BECOME DUE FROM THE COMPANY TO THE CHARGEE ON ANY ACCOUNT WHATSOEVER		
Details	F/H 19 THE POINT ROCKINGHAM ROAD MARKET HARBOUR LEICESTERSHIRE WITH THE BENEFIT OF ALL RIGHTS, LICENCES, GUARANTEES, RENT DEPOSITS, CONTRACTS, DEEDS UNDERTAKINGS & WARRANTIES RELATING TO THE PROPERTY. ANY SHARES OR MEMBERSHIP RIGHTS IN ANY MANAGEMENT COMPANY FOR THE PROPERTY. ANY GOODWILL OF ANY BUSINESS FROM TIME TO TIME CARRIED ON AT THE PROPERTY. ANY RENTAL & OTHER MONEY PAYABLE UNDER ANY LEASE LICENCE OR OTHER INTEREST CREATED IN RESPECT OF THE PROPERTY & ALL OTHER PAYMENTS WHATSOEVER IN RESPECT OF THE PROPERTY		

Mortgage Type	FLOATING CHARGE (ALL ASSETS)	Date Charge Created	07/10/2008
Date Charge Registered	09/10/2008	Date Charge Satisfied	08/11/2013
Status	SATISFIED		
Person(s) Entitled	HSBC INVOICE FINANCE (UK) LTD		
Amount Secured	ALL MONIES DUE OR TO BECOME DUE FROM THE COMPANY TO THE CHARGEE ON ANY ACCOUNT WHATSOEVER		
Details	BY WAY OF FLOATING CHARGE ALL THE UNDERTAKING OF THE COMPANY AND ALL ASSETS WHATSOEVER AND WHERESOEVER INCLUDING STOCK IN TRADE AND UNCALLED CAPITAL BUT EXCLUDING ANY DEBTS AND ASSOCIATED RIGHTS RELATING THERETO. SEE IMAGE FOR FULL DETAILS		

Mortgage Type	LEGAL MORTGAGE	Date Charge Created	16/05/2008
Date Charge Registered	21/05/2008	Date Charge Satisfied	08/11/2013



Status	SATISFIED		
Person(s) Entitled	HSBC BANK PLC		
Amount Secured	ALL MONIES DUE OR TO BECOME DUE FROM THE COMPANY TO THE CHARGEES ON ANY ACCOUNT WHATSOEVER		
Details	F/H 1 MIDDLE STREET PADSTOW T/NO CL182217 WITH THE BENEFIT OF ALL RIGHTS, LICENCES, GUARANTEES, RENT DEPOSITS, CONTRACTS, DEEDS UNDERTAKINGS & WARRANTIES RELATING TO THE PROPERTY. ANY SHARES OR MEMBERSHIP RIGHTS IN ANY MANAGEMENT COMPANY FOR THE PROPERTY. ANY GOODWILL OF ANY BUSINESS FROM TIME TO TIME CARRIED ON AT THE PROPERTY. ANY RENTAL & OTHER MONEY PAYABLE AND ANY LEGAL LICENCE OR OTHER INTEREST CREATED IN RESPECT OF THE PROPERTY & ALL OTHER PAYMENTS WHATEVER IN RESPECT OF THE PROPERTY		

Mortgage Type	CHATELS MORTGAGE	Date Charge Created	23/10/2007
Date Charge Registered	25/10/2007	Date Charge Satisfied	08/11/2013
Status	SATISFIED		
Person(s) Entitled	HSBC ASSET FINANCE (UK) LTD & HSBC EQUIPMENT FINANCE (UK) LTD		
Amount Secured	ALL MONIES DUE OR TO BECOME DUE FROM THE COMPANY TO THE CHARGEES ON ANY ACCOUNT WHATSOEVER		
Details	PRIMA EPOS TILL SYSTEMS SER NO`S S80045568895163, S80045148696388, FFPPN9PA1802426, S80045149639388 & S80045149504267 DESKTOP PC SER NO 86045405826613		

Mortgage Type	DEBENTURE	Date Charge Created	23/10/2007
Date Charge Registered	25/10/2007	Date Charge Satisfied	08/11/2013
Status	SATISFIED		
Person(s) Entitled	HSBC ASSET FINANCE (UK) LTD & HSBC EQUIPMENT FINANCE (UK) LTD		
Amount Secured	ALL MONIES DUE OR TO BECOME DUE FROM THE COMPANY TO THE CHARGEES ON ANY ACCOUNT WHATSOEVER		
Details	FIXED AND FLOATING CHARGES OVER THE UNDERTAKING AND ALL PROPERTY AND ASSETS PRESENT AND FUTURE INCLUDING GOODWILL BOOKDEBTS UNCALLED CAPITAL BUILDINGS FIXTURES FIXED PLANT AND MACHINERY SEE THE MORTGAGE CHARGE DOCUMENT FOR FULL DETAILS		

Mortgage Type	FIXED CHARGE ON PURCHASED DEBTS WHICH FAIL TO VEST	Date Charge Created	07/02/2005
Date Charge Registered	10/02/2005	Date Charge Satisfied	08/11/2013
Status	SATISFIED		
Person(s) Entitled	HSBC INVOICE FINANCE (UK) LTD		
Amount Secured	ALL MONIES DUE OR TO BECOME DUE FROM THE COMPANY TO THE CHARGEES ON ANY ACCOUNT WHATSOEVER UNDER THE TERMS OF THE AFOREMENTIONED INSTRUMENT CREATING OR EVIDENCING THE CHARGE		
Details	BY WAY OF FIXED EQUITABLE CHARGE ALL FACTORED RECEIVABLES WHICH FAIL TO VEST EFFECTIVELY OR ABSOLUTELY IN THE SECURITY HOLDER PURSUANT TO THE AGREEMENT		

Mortgage Type	DEBENTURE	Date Charge Created	21/12/2004
Date Charge Registered	23/12/2004	Date Charge Satisfied	08/11/2013
Status	SATISFIED		
Person(s) Entitled	HSBC BANK PLC		
Amount Secured	ALL MONIES DUE OR TO BECOME DUE FROM THE COMPANY TO THE CHARGEES ON ANY ACCOUNT WHATSOEVER		
Details	FIXED AND FLOATING CHARGES OVER THE UNDERTAKING AND ALL PROPERTY AND ASSETS PRESENT AND FUTURE INCLUDING GOODWILL BOOKDEBTS UNCALLED CAPITAL BUILDINGS FIXTURES FIXED PLANT AND MACHINERY		

Mortgage Type	MORTGAGE DEBENTURE	Date Charge Created	08/09/1994
Date Charge Registered	12/09/1994	Date Charge Satisfied	05/02/2005
Status	SATISFIED		
Person(s) Entitled	NATIONAL WESTMINSTER BANK PLC		

## Amount Secured

ALL MONIES DUE OR TO BECOME DUE FROM THE COMPANY TO THE CHARGEES ON ANY ACCOUNT WHATSOEVER

## Details

A SPECIFIC EQUITABLE CHARGE OVER ALL FREEHOLD AND LEASEHOLD PROPERTIES AND/OR THE PROCEEDS OF SALE THEREOF FIXED AND FLOATING CHARGES OVER UNDERTAKING AND ALL PROPERTY AND ASSETS PRESENT AND FUTURE INCLUDING GOODWILL BOOKDEBTS AND THE BENEFITS OF ANY LICENCES

## VAT Details

## VAT Details

GB243069418

## Trade Debtors

## Trade Debtors / Bad Debt Detail

Total Documented Trade

15

Total Value of Documented Trade

£65,858

Company Name	Amount	Statement Date
H & O Limited	£1,289	17/06/2020
My White Wardrobe Limited	£5,488	04/12/2019
P D A Manufacturing Limited	£9,612	21/11/2018
Wass Holdings Limited	£2,980	14/11/2018
Kerfoots Madog Ltd	£732	26/09/2018
Stolen From Susie Limited	£19,250	08/01/2018
Top Gear (Essex) Ltd	£3,098	28/03/2017
K J L & Co Services Ltd	£2,000	17/01/2017
De Bradelei Stores Limited	£11,400	24/10/2016
Poppy And Zach Limited	£3,109	01/07/2016
Vanta Enterprises Ltd	£645	24/02/2016
Traveller ( N C L ) Limited	£724	20/03/2014
Must Have Brands Limited	£2,661	16/08/2012
Los Ninos Ltd	£2,650	08/06/2012
Pembrokeshire Equestrian & Pets Limited	£220	10/09/2010