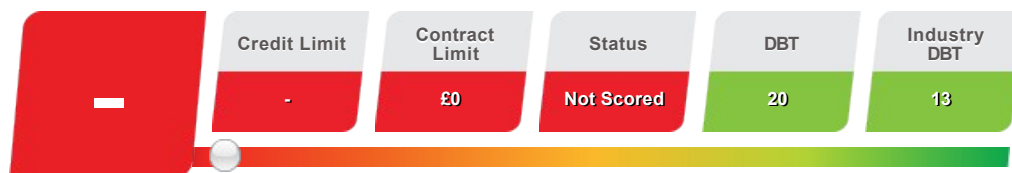


Company Name: **NERO HOLDINGS LIMITED**

Company No: **03288178**

Safe No: **UK02946586**

Company Status: **Voluntary Arrangement**



Registered Address: **9-15 NEAL STREET
LONDON
WC2H 9QL**

Your Name: **Jeremy Lovell**

Your User ID: **101003740**

Date / Time: **10:54 Thursday, 06 May 2021**

Your Name: Jeremy Lovell
Your User ID: 101003740
Date / Time: 10:54 Thursday, 06 May 2021

Limited Company
 Report Summary

Company Name: NERO HOLDINGS LIMITED
Company Number: 03288178
Safe Number: UK02946586



Company Summary

Registered Address	9-15 NEAL STREET LONDON WC2H 9QL	Trading Address	9-15 Neal Street London WC2H 9QL
Website Address	http://www.caffenero.co.uk		
VAT Number	GB795871659	Telephone Number	-
Fax Number		TPS	-
FPS	Yes	Incorporation Date	05/12/1996
		Previous Name	CAREBUY LIMITED
Type	Private limited with Share Capital		
FTSE Index	-	Date of Change	16/09/1997
Filing Date of Accounts	09/12/2019	Currency	GBP
Share Capital	£821	Charity Number	-
SIC07	56102		
SIC07 Description	UNLICENCED RESTAURANTS AND CAFES		
SIC03	5530		
SIC03 Description	RESTAURANTS		
Principal Activity	The operation of high quality Italian style coffee bars. Trading as "Caffe Nero".		

Credit Score & Limit



Todays Score [1-100]	-
Previous Score [0-100]	0
Todays Limit	-
Previous Limit	£0
Todays Contract Limit	-

We are unable to advise a Business Ranking on this company as this company does not have an active credit score at present

Score - Key Financials Filed / Established

Score	Description
71 - 100	Very Low Risk
51 - 70	Low Risk
30 - 50	Moderate Risk
21 - 29	High Risk
1 - 20	Very High Risk
Not Scored	Please see report for description

Score - Newly Incorporated

Score	Description
51 - 100	Low Risk
30 - 50	Moderate Risk
1 - 29	Caution - High Risk
Not Scored	Please see report for description

INTERNATIONAL SCORE



International Score Description:
Not Scored
 The Creditsafe International Score represents a

SCORE DESCRIPTION

A	Very Low Risk
B	Low Risk
C	Moderate Risk

common risk scoring platform which enables companies to be compared on an international basis.

D	High Risk
E	Not Scored

Additional Information

CCJ's	3 (£77,405)			Accountant	-
23/11/2020	COUNTY COURT MONEY CLAIMS CENTRE	£52,242	Judgment	Mortgages	19
26/10/2020	DUNFERMLINE	£23,116	Judgment	Group	19 companies
08/10/2019	COUNTY COURT MONEY CLAIMS CENTRE	£2,047	Judgment	Linkages	0 companies
				Countries	In 0 countries
Ultimate Holding Company	NERO CO				

Key Financials

Year to Date	Turnover	Pre Tax Profit	Shareholder's Funds	Employees
31/05/2019	£292,569,000	£23,089,000	£264,442,000	5401
31/05/2018	£279,223,000	£22,501,000	£241,898,000	5262
31/05/2017	£264,897,000	£25,896,000	£219,397,000	4705

Mortgage Summary

Total Mortgage	19
Outstanding	6
Satisfied	13

Trade Debtors / Bad Debt Summary

Total Number of Documented Trade	0
Total Value of Documented Trade	£0

Commentary

No comments to display

CCJ

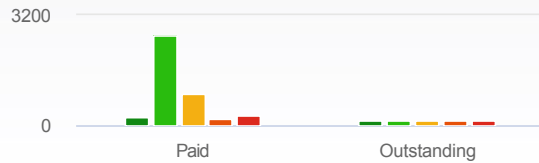
Total Number of Exact CCJs -	3	Total Value of Exact CCJs -	£77,405
Total Number of Possible CCJs -	0	Total Value of Possible CCJs -	
Total Number of Satisfied CCJs -	0	Total Value of Satisfied CCJs -	

Total Number of Writs - -

Payment Information

Trade Payment Information

Average Invoice Value	£182,289.45
Invoices available	4399
Paid	4287
Outstanding	112



Trade Payment Data is real life payment experiences gathered from selected third party partners big and small who send us trade payment information on their complete sales ledger.

● Within Terms ● 0-30 Days ● 31-60 Days
● 61-90 Days ● 91+ Days

Customer Payment Experiences



Number of Experiences

Customer Payment Experiences are supplied by Creditsafe users based on their payment experience with their customers.

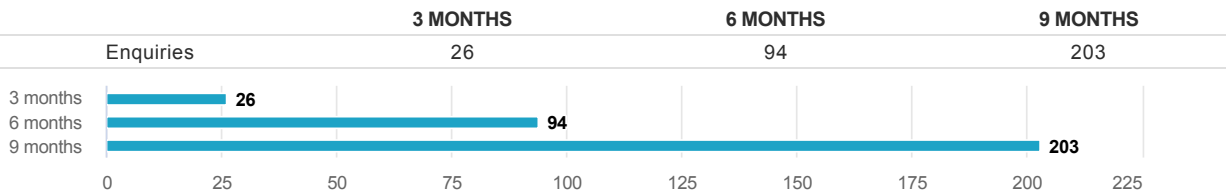
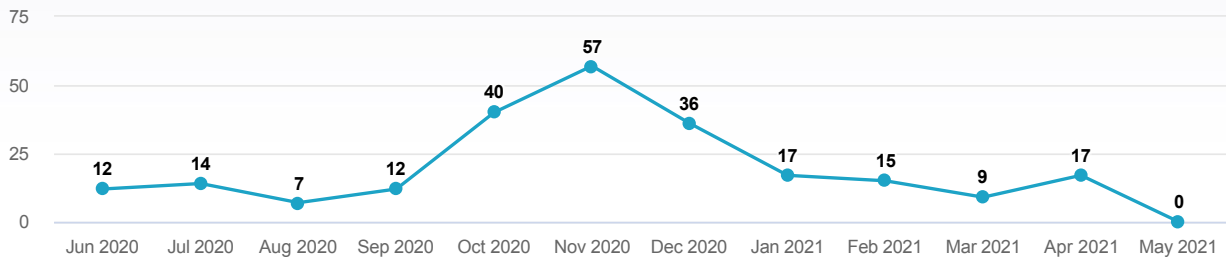
Enquiries Trend

The last enquiry date was 23/04/2021

There have been 236 enquiries in the last 12 months.

There are an average of 20 reports taken each month.

Monthly Breakdown



Total Current Directors	3	Total Current Secretaries	1
Total Previous Directors / Company Secretaries	10	Total Person's With Significant Control	1

Current Directors

Title	Mr	Function	Director
Name	Benedict James Price	Nationality	British
Date of Birth	06/1967	Present Appointments	24
Latest Address	58 Bathgate Road, Wimbledon, London	Appointment Date	23/07/2001
Post Code	SW19 5PH	Occupation	Accountant
Title	Dr	Function	Director
Name	Gerald William Ford	Nationality	American
Date of Birth	11/1957	Present Appointments	15
Latest Address	12 Milborne Grove, London	Appointment Date	11/12/1996
Post Code	SW10 9SN	Occupation	Businessman
Title	Mr	Function	Director
Name	Glyn Maurice House	Nationality	British
Date of Birth	05/1966	Present Appointments	1
Latest Address	9-15 Neal Street, London	Appointment Date	31/10/2016
Post Code	WC2H 9QL	Occupation	Company Director









Current Company Secretary








Title	Mr	Function	Company Secretary
Name	James Stewart	Nationality	
Date of Birth	-	Present Appointments	1
Latest Address	9-15 Neal Street, London	Appointment Date	06/12/2010
Post Code	WC2H 9QL	Occupation	-

Top Shareholders


















Name	Currency	Share Count	Share Type	Nominal Value	% of Total Share Count
ITALIAN COFFEE HOLDINGS LTD	GBP	16,410	ORDINARY	0.05	100

Profit & Loss






Date Of Accounts	31/05/19 (%)	31/05/18 (%)	31/05/17 (%)	31/05/16 (%)	31/05/15
Weeks	52 (%)	52 (%)	52 (%)	52 (%)	52
Currency	GBP (%)	GBP (%)	GBP (%)	GBP (%)	GBP
Consolidated A/cs	N (%)	N (%)	N (%)	N (%)	N
 Turnover	£292,569,000 4.8%	£279,223,000 5.4%	£264,897,000 6.5%	£248,761,000 6.4%	£233,747,000
 Export	- -	- -	- -	- -	-
 Cost of Sales	£226,249,000 5.3%	£214,822,000 7%	£200,751,000 5.9%	£189,497,000 7.3%	£176,642,000
 Gross Profit	£66,320,000 3%	£64,401,000 0.4%	£64,146,000 8.2%	£59,264,000 3.8%	£57,105,000
 Wages & Salaries	£98,923,000 3.8%	£95,335,000 24.4%	£76,639,000 9.5%	£69,978,000 8%	£64,766,000
 Directors Emoluments	£1,042,000 3.6%	£1,006,000 -3%	£1,037,000 7.1%	£968,000 3.6%	£934,000
 Operating Profit	- -	- -	£25,896,000 6.8%	£24,237,000 1.8%	£23,797,000
 Depreciation	£17,776,000 -1.4%	£18,030,000 6.5%	£16,924,000 4.5%	£16,191,000 4.3%	£15,522,000

 Audit Fees	£236,000	35.6%	£174,000	-	-100%	£156,000	13%	£138,000	
 Interest Payments	-	-	-	-	-	-	-	-	
 Pre Tax Profit	£23,089,000	2.6%	£22,501,000	-13.1%	£25,896,000	6.8%	£24,237,000	1.8%	£23,797,000
 Taxation	-	-	-	-	-	-	-	-	
 Profit After Tax	£23,089,000	2.6%	£22,501,000	-13.1%	£25,896,000	6.8%	£24,237,000	1.8%	£23,797,000
 Dividends Payable	-	-	-	-	-	-	-	-	
 Retained Profit	£23,089,000	2.6%	£22,501,000	-13.1%	£25,896,000	6.8%	£24,237,000	1.8%	£23,797,000






Balance Sheet

Date Of Accounts	31/05/19	(%)	31/05/18	(%)	31/05/17	(%)	31/05/16	(%)	31/05/15
 Tangible Assets	£84,490,000	-1.7%	£85,919,000	2.9%	£83,498,000	28.1%	£65,189,000	2%	£63,919,000
 Intangible Assets	£1,461,000	-5.5%	£1,546,000	-19%	£1,909,000	11.6%	£1,710,000	59.8%	£1,070,000
 Total Fixed Assets	£85,951,000	-1.7%	£87,465,000	2.4%	£85,407,000	27.7%	£66,899,000	2.9%	£64,989,000
 Stock	£1,902,000	0.8%	£1,886,000	2.2%	£1,846,000	16.4%	£1,586,000	10.3%	£1,438,000
 Trade Debtors	£4,632,000	-20.9%	£5,858,000	275.5%	£1,560,000	-57.1%	£3,638,000	270.5%	£982,000
 Cash	£8,022,000	-23.1%	£10,431,000	-13.1%	£12,002,000	3.2%	£11,627,000	23.5%	£9,418,000
 Other Debtors	£251,577,000	12.2%	£224,292,000	10.4%	£203,242,000	14.5%	£177,480,000	15.3%	£153,882,000
 Miscellaneous Current Assets	£214,000	-37.4%	£342,000	83.9%	£186,000	-15.8%	£221,000	-15.6%	£262,000
 Total Current Assets	£266,347,000	9.7%	£242,809,000	11%	£218,836,000	12.5%	£194,552,000	17.2%	£165,982,000
 Trade Creditors	£17,676,000	-35.2%	£27,294,000	10.5%	£24,704,000	15%	£21,481,000	36.6%	£15,728,000
 Bank Loans & Overdrafts	-	-	-	-	-	-	-	-	-
 Other Short Term Finance	£39,131,000	26.7%	£30,893,000	21.8%	£25,364,000	11%	£22,858,000	4.8%	£21,816,000
 Miscellaneous Current Liabilities	£29,988,000	1%	£29,698,000	-13.9%	£34,496,000	46.1%	£23,611,000	-2.3%	£24,163,000
 Total Current Liabilities	£86,795,000	-1.2%	£87,885,000	3.9%	£84,564,000	24.5%	£67,950,000	10.1%	£61,707,000
 Bank Loans & Overdrafts and LTL	£1,061,000	116.1%	£491,000	74.1%	£282,000	-	-	-	-
 Other Long Term Finance	-	-	-	-	-	-	-	-	-
 Total Long Term Liabilities	£1,061,000	116.1%	£491,000	74.1%	£282,000	-	-	-	-





Capital & Reserves

Date Of Accounts	31/05/19	(%)	31/05/18	(%)	31/05/17	(%)	31/05/16	(%)	31/05/15
 Called Up Share Capital	£1,000	-	£1,000	-	£1,000	-	£1,000	-	£1,000
 P & L Account Reserve	£248,469,000	10%	£225,925,000	11.1%	£203,424,000	14.6%	£177,528,000	15.8%	£153,291,000
 Revaluation Reserve	-	-	-	-	-	-	-	-	-
 Sundry Reserves	£15,972,000	-	£15,972,000	-	£15,972,000	-	£15,972,000	-	£15,972,000
 Shareholder Funds	£264,442,000	9.3%	£241,898,000	10.3%	£219,397,000	13.4%	£193,501,000	14.3%	£169,264,000



Other Financial Items

Date Of Accounts	31/05/19	(%)	31/05/18	(%)	31/05/17	(%)	31/05/16	(%)	31/05/15
 Net Worth	£262,981,000	9.4%	£240,352,000	10.5%	£217,488,000	13.4%	£191,791,000	14%	£168,194,000
 Working Capital	£179,552,000	15.9%	£154,924,000	15.4%	£134,272,000	6.1%	£126,602,000	21.4%	£104,275,000
 Total Assets	£352,298,000	6.7%	£330,274,000	8.6%	£304,243,000	16.4%	£261,451,000	13.2%	£230,971,000
 Total Liabilities	£87,856,000	-0.6%	£88,376,000	4.2%	£84,846,000	24.9%	£67,950,000	10.1%	£61,707,000
 Net Assets	£264,442,000	9.3%	£241,898,000	10.3%	£219,397,000	13.4%	£193,501,000	14.3%	£169,264,000

Cash Flow



Date Of Accounts	31/05/19	(%)	31/05/18	(%)	31/05/17	(%)	31/05/16	(%)	31/05/15
 Net Cashflow from Operations	-	-	-	-	£44,942,000	1%	£44,500,000	13.2%	£39,313,000
 Net Cashflow before Financing	-	-	-	-100%	£375,000	-83%	£2,209,000	251.8%	£628,000
 Net Cashflow from Financing	-	-	-	-	-	-	-	-	-
 Increase in Cash	-	-	-	-	£375,000	-83%	£2,209,000	251.8%	£628,000

Miscellaneous

Date Of Accounts	31/05/19	(%)	31/05/18	(%)	31/05/17	(%)	31/05/16	(%)	31/05/15
Contingent Liability	YES	-	YES	-	YES	-	YES	-	YES
 Capital Employed	£265,503,000	9.5%	£242,389,000	10.3%	£219,679,000	13.5%	£193,501,000	14.3%	£169,264,000
 Number of Employees	5401	2.6%	5262	11.8%	4705	6.4%	4420	5.4%	4194
Accountants									
Auditors	ERNST & YOUNG LLP								
Auditor Comments	The audit report contains no adverse comments								
Bankers	SANTANDER UK PLC								
Bank Branch Code	09-00-52								

Ratios

Date Of Accounts	31/05/19	31/05/18	31/05/17	31/05/16	31/05/15
 Pre-tax profit margin %	7.89	8.06	9.78	9.74	10.18
 Current ratio	3.07	2.76	2.59	2.86	2.69
 Sales/Net Working Capital	1.63	1.80	1.97	1.96	2.24
 Gearing %	0.40	0.20	0.10	-	-
 Equity in %	75.40	73.60	72.60	74.50	73.60
 Creditor Days	21.99	35.58	33.94	31.43	24.49
 Debtor Days	5.76	7.63	2.14	5.32	1.52
 Liquidity/Acid Test	3.04	2.74	2.56	2.83	2.66
 Return On Capital Employed %	8.69	9.28	11.78	12.52	14.05
 Return On Total Assets	6.55	6.81	8.51	9.27	10.30

Employed %					
 Current Debt Ratio	0.32	0.36	0.38	0.35	0.36
 Total Debt Ratio	0.33	0.36	0.38	0.35	0.36
 Stock Turnover Ratio %	0.65	0.67	0.69	0.63	0.61
 Return on Net Assets Employed %	8.73	9.30	11.80	12.52	14.05

Report Notes

There are no notes to display.

Status History

Date	Description
16/12/2020	Voluntary Arrangements
15/12/2020	Voluntary Arrangements

Event History

Date	Description
15/01/2021	Confirmation Statement
13/11/2020	Creditsafe Limit Refinement
13/11/2020	Creditsafe Rating Refinement
27/10/2020	Creditsafe Limit Refinement
27/10/2020	Creditsafe Rating Refinement
17/01/2020	Confirmation Statement
17/12/2019	New Accounts Filed
17/12/2019	New Accounts Filed
03/08/2019	Payment Data Update Received
27/07/2019	Payment Data Update Received
21/12/2018	New Accounts Filed
21/12/2018	New Accounts Filed
13/12/2018	Confirmation Statement
13/03/2018	Payment Data Update Received
12/03/2018	New Accounts Filed

Score History [Show graph](#)

Date	Score	Description
15/12/2020	Not Scored	Voluntary Arrangement
13/11/2020	Not Scored	Score Suspended - Negative Press Event
27/10/2020	66	Low Risk
18/12/2019	94	Very Low Risk
06/12/2019	94	Very Low Risk
03/08/2019	95	Very Low Risk
27/07/2019	96	Very Low Risk
21/12/2018	95	Very Low Risk
13/03/2018	95	Very Low Risk
12/03/2018	95	Very Low Risk

Limit History [Show graph](#)

Date	Limit
15/12/2020	-
13/11/2020	-
27/10/2020	£17,045,000
18/12/2019	£24,350,000
06/12/2019	£22,200,000
03/08/2019	£22,450,000
27/07/2019	£22,650,000

21/12/2018	£22,450,000
13/03/2018	£20,200,000
12/03/2018	£17,950,000

Previous Company Names

Date	Previous Name
16/09/1997	CAREBUY LIMITED

Writ Details

No writs found

Statistics

Group	15 companies
Linkages	0 companies
Countries	In 0 countries

Summary

Holding Company	ITALIAN COFFEE HOLDINGS LTD
Ownership Status	Wholly Owned
Ultimate Holding Company	NERO CO

Group Structure

Full

Company Name	Safe Number	Registered Number	Latest Key Financials	Consol. Accounts	Score	Limit	Turnover
NERO CO	N/A	N/A	-	-	-	-	
ROME INTERMEDIATE HOLD...	LU00182576	B136187	31.05.2019	N	87	€230,000	
THE NERO GROUP LTD	UK05645696	06002065	31.05.2019	Y	N/S	-	£366,052,000
ROME PIK HOLDCO LI...	UK05580227	05936498	31.05.2019	N	N/S	-	
CAFFE NERO GROUP...	UK05580115	05936386	31.05.2019	N	N/S	-	
ROME BIDCO LIMITED	UK05580132	05936403	31.05.2019	N	N/S	-	
CAFFE NERO IN...	UK05770789	06127290	31.05.2019	N	N/S	-	
CAFFE NERO...	UK05770788	06127289	31.05.2019	N	N/S	-	£1,684,000
CAFFE NERO...	UK09063537	08739070	31.05.2019	N	N/S	-	
STORM EQUITY...	UK17210325	11776567	-	N	N/S	-	
STORM HOLDC...	UK17213694	11779290	-	N	N/S	-	
STORM FIN...	UK17213850	11779446	-	N	N/S	-	
COFFEE...	UK03679116	04027169	31.05.2019	N	N/S	-	£22,850,077
ITALIAN COFFE...	UK03779765	04129005	31.05.2019	N	N/S	-	
NERO HOLDIN...	UK02946586	03288178	31.05.2019	N	N/S	-	£292,569,000



Creditsafe UK
Bryn House,
Caerphilly Business Park,
Van Rd,
Caerphilly,
CF83 3GG



www.creditsafeuk.com



twitter.com/creditsafeuk



facebook.com/creditsafeuk



linkedin.com/company/creditsafe

Registered in Wales. Company number: 03836192