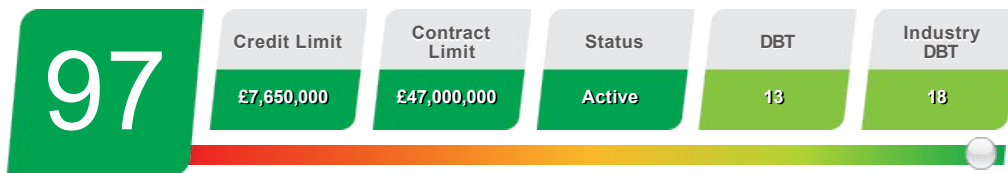


Company Name: **WH SMITH RETAIL HOLDINGS LIMITED**  
Company No: **00471941**  
Safe No: **UK00166831**

Company Status: **Active - Accounts Filed**



Registered Address: **GREENBRIDGE ROAD  
SWINDON  
WILTSHIRE  
SN3 3RX**

Your Name: **Jeremy Lovell**  
Your User ID: **101003740**  
Date / Time: **10:53 Thursday, 06 May 2021**

**Your Name:** Jeremy Lovell  
**Your User ID:** 101003740  
**Date / Time:** 10:53 Thursday, 06 May 2021

Limited Company  
 Report Summary

**Company Name:** WH SMITH RETAIL HOLDINGS LIMITED  
**Company Number:** 00471941  
**Safe Number:** UK00166831



## Company Summary

<b>Registered Address</b>	GREENBRIDGE ROAD SWINDON WILTSHIRE SN3 3RX	<b>Trading Address</b>	Greenbridge Road Swindon Wiltshire SN3 3RX
<b>Website Address</b>	http://www.whsmithplc.com		
<b>VAT Number</b>	-	<b>Telephone Number</b>	02074941800
<b>Fax Number</b>		<b>TPS</b>	No
<b>FPS</b>	Yes	<b>Incorporation Date</b>	17/08/1949
		<b>Previous Name</b>	GREENBRIDGE RETAIL LIMITED
<b>Type</b>	Private limited with Share Capital		
<b>FTSE Index</b>	-	<b>Date of Change</b>	14/09/2006
<b>Filing Date of Accounts</b>	11/08/2020	<b>Currency</b>	GBP
<b>Share Capital</b>	£22,341,721,689	<b>Charity Number</b>	-
<b>SIC07</b>	70100		
<b>SIC07 Description</b>	ACTIVITIES OF HEAD OFFICES		
<b>SIC03</b>	7415		
<b>SIC03 Description</b>	HOLDING COMPANIES INCLUDING HEAD OFFICES		
<b>Principal Activity</b>	A holding company.		

## Credit Score & Limit

**97**

<b>Todays Score [1-100]</b>	97
<b>Previous Score [0-100]</b>	97
<b>Todays Limit</b>	£7,650,000
<b>Previous Limit</b>	£7,350,000
<b>Todays Contract Limit</b>	£47,000,000

Based upon the company's latest industry classification, today's score of 97 places the company in the upper 25% of 24905 companies sampled from the same industry

### Score - Key Financials Filed / Established

Score	Description
71 - 100	Very Low Risk
51 - 70	Low Risk
30 - 50	Moderate Risk
21 - 29	High Risk
1 - 20	Very High Risk
Not Scored	Please see report for description

### Score - Newly Incorporated

Score	Description
51 - 100	Low Risk
30 - 50	Moderate Risk
1 - 29	Caution - High Risk
Not Scored	Please see report for description

## INTERNATIONAL SCORE

## SCORE DESCRIPTION

**International Score Description:****Very Low Risk**

The Creditsafe International Score represents a common risk scoring platform which enables companies to be compared on an international basis.

<b>A</b>	Very Low Risk
<b>B</b>	Low Risk
<b>C</b>	Moderate Risk
<b>D</b>	High Risk
<b>E</b>	Not Scored

**Additional Information**

<b>CCJ's</b>	0 (£0)	<b>Accountant</b>	-
No CCJ Information To Display		<b>Mortgages</b>	1
<b>Ultimate Holding Company</b>	WH SMITH PLC	<b>Trade Debtors</b>	-
		<b>Group</b>	27 companies
		<b>Linkages</b>	22 companies
		<b>Countries</b>	In 17 countries

**Key Financials**

Year to Date	Turnover	Pre Tax Profit	Shareholder's Funds	Employees
31/08/2019	£187,524,000	£116,655,000	£614,113,000	11695
31/08/2018	£180,610,000	£115,766,000	£440,781,000	12193
31/08/2017	£181,024,000	£67,219,000	£450,726,000	12342

**Mortgage Summary**

<b>Total Mortgage</b>	1
<b>Outstanding</b>	0
<b>Satisfied</b>	1

**Trade Debtors / Bad Debt Summary**

<b>Total Number of Documented Trade</b>	4
<b>Total Value of Documented Trade</b>	£243,019

**Commentary**

- This company has been treated as a Large company in terms of the score/limit that has been generated.
- This company's latest Pre-tax Profit figure shows a very high profit for the trading period.
- This company has a very high amount of capital available for re-investment.
- This company has a very high amount of Equity within the business.
- This company's latest Pre-Tax Profit shows an increase in profitability in comparison to the previous year.

**CCJ**

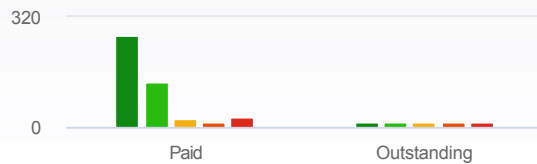
Total Number of Exact CCJs - 0  
 Total Number of Possible CCJs - 1  
 Total Number of Satisfied CCJs - 0  
 Total Number of Writs - -

Total Value of Exact CCJs -  
 Total Value of Possible CCJs - £267  
 Total Value of Satisfied CCJs -

## Payment Information

### Trade Payment Information

Average Invoice Value	£4,456.36
Invoices available	473
Paid	459
Outstanding	14



Trade Payment Data is real life payment experiences gathered from selected third party partners big and small who send us trade payment information on their complete sales ledger.

● Within Terms    ● 0-30 Days    ● 31-60 Days  
● 61-90 Days    ● 91+ Days

### Customer Payment Experiences



#### Number of Experiences

Customer Payment Experiences are supplied by Creditsafe users based on their payment experience with their customers.

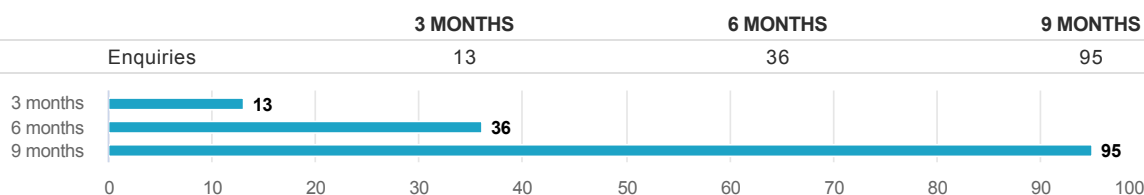
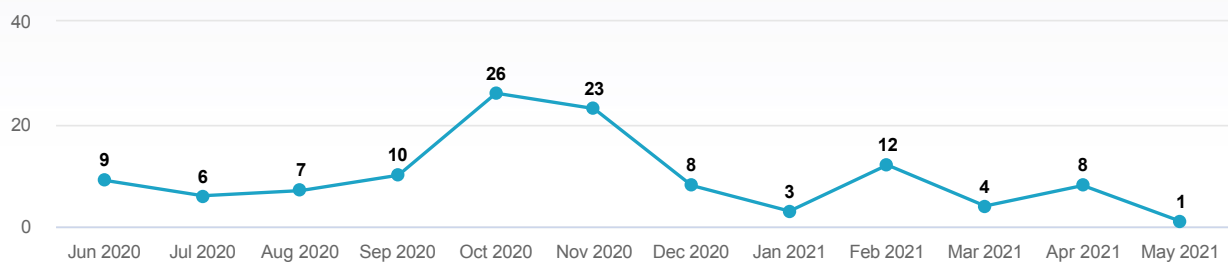
## Enquiries Trend

The last enquiry date was 04/05/2021

There have been 117 enquiries in the last 12 months.

There are an average of 10 reports taken each month.

#### Monthly Breakdown



Total Current Directors	3	Total Current Secretaries	1
Total Previous Directors / Company Secretaries	7	Total Person's With Significant Control	1

## Current Directors

Title	Mr	Function	Director
Name	<a href="#">Ian Houghton</a>	Nationality	British
Date of Birth	12/1965	Present Appointments	26
Latest Address	Greenbridge Road, Swindon, Wiltshire	Appointment Date	14/03/2013
Post Code	SN3 3RX	Occupation	Company Executive
Title	Mr	Function	Director
Name	<a href="#">Robert James Moorhead</a>	Nationality	British
Date of Birth	11/1964	Present Appointments	17
Latest Address	Greenbridge Road, Swindon, Wiltshire	Appointment Date	28/11/2008
Post Code	SN3 3RX	Occupation	Chartered Accountant
Title	Mr	Function	Director
Name	<a href="#">Carl David Cowling</a>	Nationality	British
Date of Birth	10/1973	Present Appointments	14
Latest Address	Greenbridge Road, Swindon, Wiltshire	Appointment Date	19/09/2019
Post Code	SN3 3RX	Occupation	Company Director





## Current Company Secretary












Title	Mr	Function	Company Secretary
Name	<a href="#">Ian Houghton</a>	Nationality	British
Date of Birth	12/1965	Present Appointments	77
Latest Address	Greenbridge Road, Swindon, Wiltshire	Appointment Date	01/08/1998
Post Code	SN3 3RX	Occupation	-

## Top Shareholders


















Name	Currency	Share Count	Share Type	Nominal Value	% of Total Share Count
WH SMITH PLC	GBP	22,341,721,689	ORDINARY	1	100
WH SMITH PLC	GBP	1	DEFERRED	0.02	0

## Profit & Loss


Date Of Accounts	31/08/19	(%)	31/08/18	(%)	31/08/17	(%)	31/08/16	(%)	31/08/15
Weeks	52	(%)	52	(%)	52	(%)	52	(%)	52
Currency	GBP	(%)	GBP	(%)	GBP	(%)	GBP	(%)	GBP
Consolidated A/cs	N	(%)	N	(%)	N	(%)	N	(%)	N
 Turnover	£187,524,000	3.8%	£180,610,000	-0.2%	£181,024,000	3.4%	£175,131,000	3.2%	£169,626,000
 Export	-	-	-	-	-	-	-	-	-
 Cost of Sales	£183,434,000	4.2%	£175,968,000	0.4%	£175,253,000	1.9%	£171,919,000	2.9%	£167,107,000
 Gross Profit	£4,090,000	-11.9%	£4,642,000	-19.6%	£5,771,000	79.7%	£3,212,000	27.5%	£2,519,000





 Wages & Salaries	£203,647,000	17.1%	£173,958,000	-1.1%	£175,882,000	4.1%	£169,012,000	-1.6%	£171,830,000
 Directors Emoluments	-	-	-	-	-	-	-	-	-
 <b>Operating Profit</b>	<b>-£23,113,000</b>	<b>-76.8%</b>	<b>-£13,076,000</b>	<b>-12.9%</b>	<b>-£11,585,000</b>	<b>-29.2%</b>	<b>-£8,967,000</b>	<b>46.7%</b>	<b>-£16,812,000</b>
 Depreciation	£5,503,000	17.2%	£4,697,000	14.5%	£4,103,000	35.2%	£3,034,000	57.1%	£1,931,000
 Audit Fees	£2,000	-	£2,000	-	£2,000	-	£2,000	-	£2,000
 Interest Payments	£5,367,000	12.5%	£4,769,000	7.6%	£4,432,000	-11.1%	£4,983,000	5.8%	£4,711,000
 <b>Pre Tax Profit</b>	<b>£116,655,000</b>	<b>0.8%</b>	<b>£115,766,000</b>	<b>72.2%</b>	<b>£67,219,000</b>	<b>-10.7%</b>	<b>£75,302,000</b>	<b>21.3%</b>	<b>£62,066,000</b>
 Taxation	£4,814,000	10.7%	£4,349,000	10.3%	£3,942,000	27.9%	£3,082,000	-44.2%	£5,519,000
 Profit After Tax	£121,469,000	1.1%	£120,115,000	68.8%	£71,161,000	-9.2%	£78,384,000	16%	£67,585,000
 Dividends Payable	£109,000,000	-12.8%	£125,000,000	56.3%	£80,000,000	-	£80,000,000	33.3%	£60,000,000
 <b>Retained Profit</b>	<b>£12,469,000</b>	<b>355.3%</b>	<b>-£4,885,000</b>	<b>44.7%</b>	<b>-£8,839,000</b>	<b>-447%</b>	<b>-£1,616,000</b>	<b>-121.3%</b>	<b>£7,585,000</b>

## Balance Sheet






Date Of Accounts	31/08/19	(%)	31/08/18	(%)	31/08/17	(%)	31/08/16	(%)	31/08/15
 Tangible Assets	£793,450,000	25.6%	£631,510,000	-1%	£637,835,000	-0.6%	£641,470,000	-0.8%	£646,940,000
 Intangible Assets	£163,000	-65.2%	£468,000	-39.4%	£772,000	-28.3%	£1,077,000	-22.1%	£1,382,000
 <b>Total Fixed Assets</b>	<b>£793,613,000</b>	<b>25.6%</b>	<b>£631,978,000</b>	<b>-1%</b>	<b>£638,607,000</b>	<b>-0.6%</b>	<b>£642,547,000</b>	<b>-0.9%</b>	<b>£648,322,000</b>
 Stock	-	-	-	-	-	-	-	-	-
 Trade Debtors	-	-	-	-	-	-	-	-	-
 Cash	-	-	-	-	-	-	-	-100%	£5,680,000
 Other Debtors	£364,339,000	-35.8%	£567,841,000	6.1%	£534,952,000	3.9%	£514,888,000	-9%	£565,965,000
 Miscellaneous Current Assets	-	-	-	-	-	-	-	-	-
 <b>Total Current Assets</b>	<b>£364,339,000</b>	<b>-35.8%</b>	<b>£567,841,000</b>	<b>6.1%</b>	<b>£534,952,000</b>	<b>3.9%</b>	<b>£514,888,000</b>	<b>-9.9%</b>	<b>£571,645,000</b>
 Trade Creditors	-	-	-	-	-	-	-	-	-
 Bank Loans & Overdrafts	£44,592,000	-26.7%	£60,845,000	-22.2%	£78,243,000	64.3%	£47,611,000	429%	£9,000,000
 Other Short Term Finance	£460,401,000	-30.2%	£660,004,000	10.1%	£599,693,000	0.8%	£594,716,000	-12.9%	£683,159,000
 Miscellaneous Current Liabilities	£29,481,000	4.3%	£28,264,000	-19.1%	£34,930,000	-10.9%	£39,194,000	-11.4%	£44,247,000
 <b>Total Current Liabilities</b>	<b>£534,474,000</b>	<b>-28.7%</b>	<b>£749,113,000</b>	<b>5.1%</b>	<b>£712,866,000</b>	<b>4.6%</b>	<b>£681,521,000</b>	<b>-7.5%</b>	<b>£736,406,000</b>
 Bank Loans & Overdrafts and LTL	£53,957,000	-23.8%	£70,770,000	-19.8%	£88,210,000	44.1%	£61,214,000	200.8%	£20,352,000
 Other Long Term Finance	£9,365,000	4.9%	£8,929,000	11.9%	£7,979,000	-19.6%	£9,923,000	26.1%	£7,867,000
 <b>Total Long Term Liabilities</b>	<b>£9,365,000</b>	<b>-5.6%</b>	<b>£9,925,000</b>	<b>-0.4%</b>	<b>£9,967,000</b>	<b>-26.7%</b>	<b>£13,603,000</b>	<b>19.8%</b>	<b>£11,352,000</b>

## Capital & Reserves





Date Of Accounts	31/08/19	(%)	31/08/18	(%)	31/08/17	(%)	31/08/16	(%)	31/08/15
 Called Up Share Capital	£167,312,000	999.9%	£3,952,000	-	£3,952,000	-	£3,952,000	-	£3,952,000

 P & L Account Reserve	£18,626,000	113.9%	£8,706,000	-47.2%	£16,479,000	-42.4%	£28,634,000	-13.3%	£33,011,000
 Revaluation Reserve	£278,000	23%	£226,000	-90.6%	£2,398,000	31.2%	£1,828,000	-75.1%	£7,349,000
 Sundry Reserves	£427,897,000	-	£427,897,000	-	£427,897,000	-	£427,897,000	-	£427,897,000
 Shareholder Funds	£614,113,000	39.3%	£440,781,000	-2.2%	£450,726,000	-2.5%	£462,311,000	-2.1%	£472,209,000



## Other Financial Items

Date Of Accounts	31/08/19	(%)	31/08/18	(%)	31/08/17	(%)	31/08/16	(%)	31/08/15
 Net Worth	£613,950,000	39.4%	£440,313,000	-2.1%	£449,954,000	-2.4%	£461,234,000	-2%	£470,827,000
 Working Capital	-£170,135,000	6.1%	-£181,272,000	-1.9%	-£177,914,000	-6.8%	-£166,633,000	-1.1%	-£164,761,000
 Total Assets	£1,157,952,000	-3.5%	£1,199,819,000	2.2%	£1,173,559,000	1.4%	£1,157,435,000	-5.1%	£1,219,967,000
 Total Liabilities	£543,839,000	-28.4%	£759,038,000	5%	£722,833,000	4%	£695,124,000	-7%	£747,758,000
 Net Assets	£614,113,000	39.3%	£440,781,000	-2.2%	£450,726,000	-2.5%	£462,311,000	-2.1%	£472,209,000







## Cash Flow









Date Of Accounts	31/08/19	(%)	31/08/18	(%)	31/08/17	(%)	31/08/16	(%)	31/08/15
 Net Cashflow from Operations	-	-	-	-	-	-	-	-	-
 Net Cashflow before Financing	-	-	-	-	-	-	-	-	-
 Net Cashflow from Financing	-	-	-	-	-	-	-	-	-
 Increase in Cash	-	-	-	-	-	-	-	-	-

## Miscellaneous

Date Of Accounts	31/08/19	(%)	31/08/18	(%)	31/08/17	(%)	31/08/16	(%)	31/08/15
Contingent Liability	YES	-	YES	-	YES	-	YES	-	YES
 Capital Employed	£623,478,000	38.3%	£450,706,000	-2.2%	£460,693,000	-3.2%	£475,914,000	-1.6%	£483,561,000
 Number of Employees	11695	-4.1%	12193	-1.2%	12342	-1.1%	12474	-2.2%	12754
Accountants									
Auditors	PRICEWATERHOUSECOOPERS LLP								
Auditor Comments	The audit report contains no adverse comments								
Bankers	LLOYDS TSB BANK PLC								
Bank Branch Code									

## Ratios

Date Of Accounts	31/08/19	31/08/18	31/08/17	31/08/16	31/08/15
 Pre-tax profit margin %	62.21	64.10	37.13	43	36.59
 Current ratio	0.68	0.76	0.75	0.76	0.78
 Sales/Net Working Capital	-1.10	-1	-1.02	-1.05	-1.03
 Gearing %	8.80	16.10	19.60	13.20	4.30
 Equity in %	53	36.80	38.40	40	38.80
 Creditor Days	-	-	-	-	-

 Debtor Days	-	-	-	-	-
 Liquidity/Acid Test	0.68	0.75	0.75	0.75	0.77
 Return On Capital Employed %	18.71	25.68	14.59	15.82	12.83
 Return On Total Assets Employed %	10.07	9.64	5.72	6.50	5.08
 Current Debt Ratio	0.87	1.69	1.58	1.47	1.55
 Total Debt Ratio	0.88	1.72	1.60	1.50	1.58
 Stock Turnover Ratio %	-	-	-	-	-
 Return on Net Assets Employed %	18.99	26.26	14.91	16.28	13.14

## Report Notes

There are no notes to display.

## Status History

No Status History found

## Event History

Date	Description
21/08/2020	New Accounts Filed
21/08/2020	New Accounts Filed
01/07/2020	Confirmation Statement
06/11/2019	Mr S.M. Clarke has left the board
23/09/2019	New Board Member Mr C.D. Cowling appointed
24/07/2019	Payment Data Update Received
11/07/2019	Payment Data Update Received
04/07/2019	Confirmation Statement
02/04/2019	Payment Data Update Received
30/03/2019	Payment Data Update Received
29/03/2019	New Accounts Filed
29/03/2019	New Accounts Filed
07/07/2018	Confirmation Statement
30/01/2018	New Accounts Filed
03/07/2017	Confirmation Statement

## Score History [Show graph](#)

Date	Score	Description
22/08/2020	97	Very Low Risk
06/12/2019	97	Very Low Risk
A new scoring system was introduced on the 06/12/2019. <a href="#">Click here for more information.</a>		
24/07/2019	76	Very Low Risk
11/07/2019	75	Very Low Risk
02/04/2019	76	Very Low Risk
29/03/2019	75	Very Low Risk
30/01/2018	68	Low Risk
15/02/2017	75	Very Low Risk
13/06/2016	68	Low Risk
10/06/2016	75	Very Low Risk

## Limit History [Show graph](#)

Date	Limit
22/08/2020	£7,650,000



06/12/2019 £7,350,000

A new scoring system was introduced on the 06/12/2019. Click here for more information.

24/07/2019 £5,750,000

11/07/2019 £5,700,000

02/04/2019 £5,750,000

29/03/2019 £5,700,000

30/01/2018 £3,900,000

15/02/2017 £5,500,000

13/06/2016 £3,650,000

10/06/2016 £5,200,000

## Previous Company Names

Date	Previous Name
14/09/2006	GREENBRIDGE RETAIL LIMITED
30/08/2006	WH SMITH PLC
01/02/2000	W H SMITH GROUP PLC
01/01/1988	W H SMITH & SON (HOLDINGS) PLC

## Writ Details

No writs found

## Statistics































Group	15 companies
Linkages	22 companies
Countries	In 17 countries

## Summary

Holding Company	WH SMITH PLC
Ownership Status	Intermediately Owned
Ultimate Holding Company	WH SMITH PLC

## Group Structure

Full

Company Name	Safe Number	Registered Number	Latest Key Financials	Consol. Accounts	Score	Limit	Turnover
 WH SMITH PLC	 JK04847388	05202036	31.08.2020	Y	38	£3,050,000	£1,021,000,000
 WH SMITH RETAIL HOLDIN...	 JK00166831	00471941	31.08.2019	N	97	£7,650,000	£187,524,000
 WH SMITH PROMOTIONS...	 JK02002706	02339902	31.08.2019	N	66	£135,000	£6,447,270
 WH SMITH HIGH STREET...	 JK06203324	06560371	31.08.2019	N	72	£150,000	
 WH SMITH HIGH STRE...	 JK06203292	06560339	31.08.2019	N	97	£20,150,000	£533,031,000
 THE SQL WORKSHOP...	 JK02337275	02676287	31.08.2019	N	43	£50,000	£4,412,157
 THE CARD GALLERY...	 JK04802986	05157486	31.08.2019	N	31	£500	£610,246
 CARD MARKET LIMITED	 JK09299099	08956574	31.08.2019	N	29	£0	£3,856,460
 DOTTY ABOUT PAPER...	 JK16409119	11156486	31.08.2019	N	N/S	-	
 TREE OF HEARTS LI...	 JK16409333	11156700	31.08.2019	N	N/S	-	
 FUNKYPIGEON.COM L...	 JK05852251	06208854	31.08.2019	N	74	£530,000	£26,257,607
 MODELZONE LIMITED	 JK08955690	08640664	31.08.2019	N	N/S	-	
 BOOKS & STATIONERS...	 JK07718057	07515820	31.08.2019	N	78	£180,000	£6,976,633
 SUSSEX STATIONERS...	 JK07739667	07535624	31.08.2019	N	N/S	-	
 WH SMITH US GROUP HO...	 JK17002433	11615426	31.08.2019	N	91	£150,000	



Creditsafe UK  
Bryn House,  
Caerphilly Business Park,  
Van Rd,  
Caerphilly,  
CF83 3GG



[www.creditsafeuk.com](http://www.creditsafeuk.com)



[twitter.com/creditsafeuk](https://twitter.com/creditsafeuk)



[facebook.com/creditsafeuk](https://facebook.com/creditsafeuk)



[linkedin.com/company/creditsafe](https://linkedin.com/company/creditsafe)

Registered in Wales. Company number: 03836192