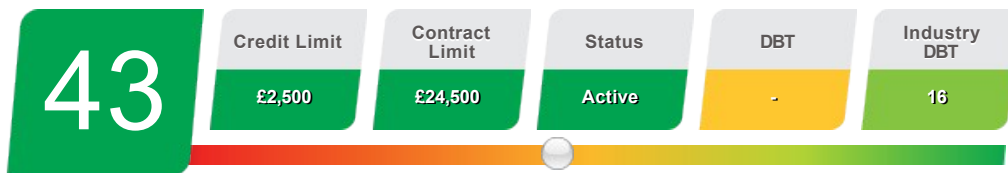


Company Name: **KASPAS DESSERTS LTD**

Company No: **08172272**

Safe No: **UK08441729**

Company Status: **Active - Accounts Filed**



Registered Address: **WARWICK HOUSE PARK CORNER ROAD
SOUTHFLEET
GRAVESEND
DA13 9LN**

Your Name: **Jeremy Lovell**

Your User ID: **101003740**

Date / Time: **14:26 Thursday, 08 April 2021**

Your Name: Jeremy Lovell
Your User ID: 101003740
Date / Time: 14:26 Thursday, 08 April 2021

Limited Company
 Report Summary

Company Name: KASPAS DESSERTS LTD
Company Number: 08172272
Safe Number: UK08441729



Company Summary

Registered Address	WARWICK HOUSE PARK CORNER ROAD SOUTHFLEET GRAVESEND DA13 9LN	Trading Address	Warwick House Park Corner Road Southfleet Gravesend, Kent DA13 9LN
Website Address	-		
VAT Number	GB156800412	Telephone Number	01784455136
Fax Number		TPS	No
FPS	Yes	Incorporation Date	08/08/2012
		Previous Name	CREAMS LOUNGE LIMITED
Type	Private limited with Share Capital		
FTSE Index	-	Date of Change	17/10/2012
Filing Date of Accounts	09/06/2020	Currency	GBP
Share Capital	£2	Charity Number	-
SIC07	56290		
SIC07 Description	OTHER FOOD SERVICES		
SIC03	5552		
SIC03 Description	CATERING		
Principal Activity			

Credit Score & Limit

43

Todays Score [1-100]	43
Previous Score [0-100]	40
Todays Limit	£2,500
Previous Limit	£2,500
Todays Contract Limit	£24,500

Based upon the company's latest industry classification, today's score of 43 places the company in the middle to lower 25% of 16965 companies sampled from the same industry

Score - Key Financials Filed / Established

Score	Description
71 - 100	Very Low Risk
51 - 70	Low Risk
30 - 50	Moderate Risk
21 - 29	High Risk
1 - 20	Very High Risk
Not Scored	Please see report for description

Score - Newly Incorporated

Score	Description
51 - 100	Low Risk
30 - 50	Moderate Risk
1 - 29	Caution - High Risk
Not Scored	Please see report for description

INTERNATIONAL SCORE

SCORE DESCRIPTION

**International Score Description:****Moderate Risk**

The Creditsafe International Score represents a common risk scoring platform which enables companies to be compared on an international basis.

A	Very Low Risk
B	Low Risk
C	Moderate Risk
D	High Risk
E	Not Scored

Additional Information

CCJ's	1 (£555)	Accountant	AGGARWAL & CO LIMITED		
03/04/2017	ST HELENS	£555	Satisfied	Mortgages	2
-	-	-	-	Group	0 companies
-	-	-	-	Linkages	0 companies
Ultimate Holding Company	-	Countries	In 0 countries		

Key Financials

Year to Date	Turnover	Pre Tax Profit	Shareholder's Funds	Employees
31/12/2019	-	-	-£7,127	62
31/12/2018	-	-	-£24,100	71
31/12/2017	-	-	-£85,551	76

Mortgage Summary

Total Mortgage	2
Outstanding	2
Satisfied	0

Trade Debtors / Bad Debt Summary

Total Number of Documented Trade	0
Total Value of Documented Trade	£0

VAT Details

VAT Number GB156800412

Commentary

This company has been treated as a Small company in terms of the score/limit that has been generated.



This company's Trade Creditors shows a moderate amount of outstanding short term creditor obligations.



This company's latest P & L Account Reserve shows a retained loss.



This company's latest Balance Sheet shows a high amount of cash available.



The latest accounts show a negative Equity position.



CCJ

Total Number of Exact CCJs - 0

Total Value of Exact CCJs -

Total Number of Possible CCJs - 0

Total Value of Possible CCJs -

Total Number of Satisfied CCJs - 1

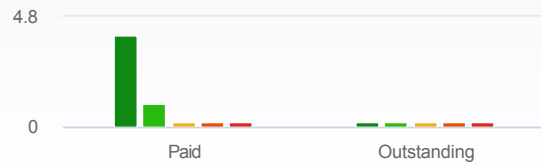
Total Value of Satisfied CCJs - £555

Total Number of Writs - -

Payment Information

Trade Payment Information

Average Invoice Value	£51.17
Invoices available	5
Paid	5
Outstanding	0



Trade Payment Data is real life payment experiences gathered from selected third party partners big and small who send us trade payment information on their complete sales ledger.

● Within Terms ● 0-30 Days ● 31-60 Days
● 61-90 Days ● 91+ Days

Customer Payment Experiences



Number of Experiences

-

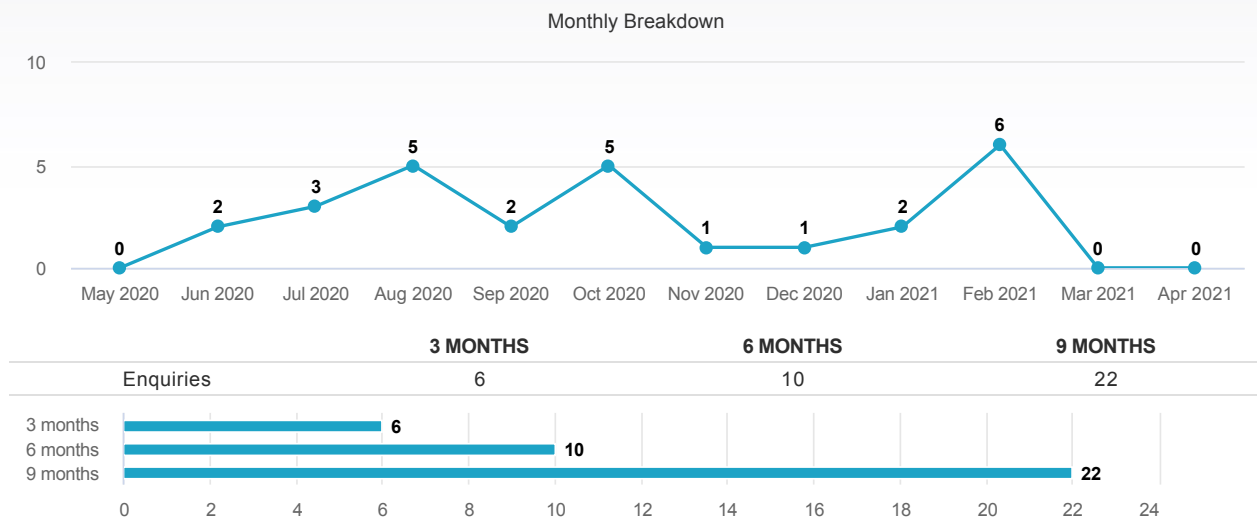
Customer Payment Experiences are supplied by Creditsafe users based on their payment experience with their customers.

Enquiries Trend

The last enquiry date was 22/02/2021

There have been 27 enquiries in the last 12 months.

There are an average of 2 reports taken each month.



Total Current Directors	3	Total Current Secretaries	0
Total Previous Directors / Company Secretaries	0	Total Person's With Significant Control	2

Current Directors
















Title	Mr	Function	Director
Name	Azhar Rehman	Nationality	British
Date of Birth	03/1975	Present Appointments	21
Latest Address	66 Buckleigh Road, London	Appointment Date	08/08/2012
Post Code	SW16 5RZ	Occupation	Director
Title	Mr	Function	Director
Name	Qasim Ali Rehman	Nationality	British
Date of Birth	06/1989	Present Appointments	1
Latest Address	66 Buckleigh Road, London	Appointment Date	02/09/2013
Post Code	SW16 5RZ	Occupation	Sales Manager
Title	Mr	Function	Director
Name	Diljit Singh Brar	Nationality	British
Date of Birth	12/1963	Present Appointments	10
Latest Address	Warwick House Park Corner Road, Southfleet, Gravesend, Kent	Appointment Date	10/04/2016
Post Code	DA13 9LN	Occupation	Director

Current Company Secretary









Top Shareholders










Name	Currency	Share Count	Share Type	Nominal Value	% of Total Share Count
AZHAR REHMAN	GBP	1	ORDINARY	1	50
DILJIT BRAR	GBP	1	ORDINARY	1	50

Profit & Loss






Date Of Accounts	31/12/19	(%)	31/12/18	(%)	31/12/17	(%)	31/12/16	(%)	31/08/15
Weeks	52	(%)	52	(%)	52	(%)	70	(%)	52
Currency	GBP	(%)	GBP	(%)	GBP	(%)	GBP	(%)	GBP
Consolidated A/cs	N	(%)	N	(%)	N	(%)	N	(%)	N
 Turnover	-	-	-	-	-	-	-	-	-
 Export	-	-	-	-	-	-	-	-	-
 Cost of Sales	-	-	-	-	-	-	-	-	-
 Gross Profit	-	-	-	-	-	-	-	-	-
 Wages & Salaries	-	-	-	-	-	-	-	-	-
 Directors Emoluments	-	-	-	-	-	-	-	-	-
 Operating Profit	-	-	-	-	-	-	-	-	-
 Depreciation	£124,239	7.1%	£116,020	-10.1%	£129,115	53.9%	£83,890	999.9%	£4,453
 Audit Fees	-	-	-	-	-	-	-	-	-
 Interest Payments	-	-	-	-	-	-	-	-	-
 Pre Tax Profit	-	-	-	-	-	-	-	-	-
 Taxation	-	-	-	-	-	-	-	-	-
 Profit After Tax	-	-	-	-	-	-	-	-	-
 Dividends Payable	-	-	-	-	-	-	-	-	-
 Retained Profit	-	-	-	-	-	-	-	-	-

Balance Sheet






Date Of Accounts	31/12/19	(%)	31/12/18	(%)	31/12/17	(%)	31/12/16	(%)	31/08/15
 Tangible Assets	£1,107,879	-9%	£1,217,208	-5.2%	£1,284,341	103.5%	£631,106	999.9%	£13,361
 Intangible Assets	-	-	-	-	-	-	-	-	-
 Total Fixed Assets	£1,107,879	-9%	£1,217,208	-5.2%	£1,284,341	103.5%	£631,106	999.9%	£13,361
 Stock	£20,000	17.6%	£17,000	-15%	£20,000	-13%	£23,000	99.3%	£11,543
 Trade Debtors	£62,916	20.6%	£52,152	326.6%	£12,225	-	-	-	-
 Cash	£85,470	-40.1%	£142,668	10.7%	£128,824	67.8%	£76,762	999.9%	£3,967
 Other Debtors	£191,186	16.7%	£163,893	-13.3%	£188,954	105%	£92,195	999.9%	£1,874
 Miscellaneous Current Assets	-	-	-	-	-	-	-	-	-

 Total Current Assets	£359,572	-4.3%	£375,713	7.3%	£350,003	82.3%	£191,957	999.9%	£17,384
 Trade Creditors	£112,644	223.4%	£34,829	-80.5%	£178,521	156.7%	£69,532	-	-
 Bank Loans & Overdrafts	£75,290	-21.9%	£96,354	-10%	£107,057	-	-	-	-
 Other Short Term Finance	-	-	-	-	-	-	-	-	-
 Miscellaneous Current Liabilities	£902,541	-11.1%	£1,015,744	10.2%	£921,922	25.5%	£734,327	999.9%	£29,579
 Total Current Liabilities	£1,090,475	-4.9%	£1,146,927	-5%	£1,207,500	50.2%	£803,859	999.9%	£29,579
 Bank Loans & Overdrafts and LTL	£459,393	-18.9%	£566,448	-8.6%	£619,452	999.9%	£4,589	138.4%	£1,925
 Other Long Term Finance	-	-	-	-	-	-	-	-	-
 Total Long Term Liabilities	£384,103	-18.3%	£470,094	-8.3%	£512,395	999.9%	£4,589	138.4%	£1,925





Capital & Reserves

Date Of Accounts	31/12/19	(%)	31/12/18	(%)	31/12/17	(%)	31/12/16	(%)	31/08/15
 Called Up Share Capital	£2	-	£2	-	£2	-	£2	-	£2
 P & L Account Reserve	-£22,762	42.7%	-£39,735	60.7%	-£101,186	-792.4%	£14,613	999.9%	-£761
 Revaluation Reserve	£15,633	-	£15,633	-	£15,633	-	-	-	-
 Sundry Reserves	-	-	-	-	-	-	-	-	-
 Shareholder Funds	-£7,127	70.4%	-£24,100	71.8%	-£85,551	-685.4%	£14,615	999.9%	-£759

Other Financial Items



Date Of Accounts	31/12/19	(%)	31/12/18	(%)	31/12/17	(%)	31/12/16	(%)	31/08/15
 Net Worth	-£7,127	70.4%	-£24,100	71.8%	-£85,551	-685.4%	£14,615	999.9%	-£759
 Working Capital	-£730,903	5.2%	-£771,214	10.1%	-£857,497	-40.1%	-£611,902	-999.9%	-£12,195
 Total Assets	£1,467,451	-7.9%	£1,592,921	-2.5%	£1,634,344	98.6%	£823,063	999.9%	£30,745
 Total Liabilities	£1,474,578	-8.8%	£1,617,021	-6%	£1,719,895	112.7%	£808,448	999.9%	£31,504
 Net Assets	-£7,127	70.4%	-£24,100	71.8%	-£85,551	-685.4%	£14,615	999.9%	-£759

Cash Flow















Date Of Accounts	31/12/19	(%)	31/12/18	(%)	31/12/17	(%)	31/12/16	(%)	31/08/15
 Net Cashflow from Operations	-	-	-	-	-	-	-	-	-
 Net Cashflow before Financing	-	-	-	-	-	-	-	-	-
 Net Cashflow from Financing	-	-	-	-	-	-	-	-	-
 Increase in Cash	-	-	-	-	-	-	-	-	-

Miscellaneous

Date Of Accounts	31/12/19	(%)	31/12/18	(%)	31/12/17	(%)	31/12/16	(%)	31/08/15
Contingent Liability	NO	-	NO	-	NO	-	NO	-	NO

 Capital Employed	£376,976	-15.5%	£445,994	4.5%	£426,844	999.9%	£19,204	999.9%	£1,166
 Number of Employees	62	-12.7%	71	-6.6%	76	375%	16	45.5%	11
Accountants	AGGARWAL & CO LIMITED								
Auditors									
Auditor Comments	The company is exempt from audit								
Bankers									
Bank Branch Code									

Ratios

Date Of Accounts	31/12/19	31/12/18	31/12/17	31/12/16	31/08/15
 Pre-tax profit margin %	-	-	-	-	-
 Current ratio	0.33	0.33	0.29	0.24	0.59
 Sales/Net Working Capital	-	-	-	-	-
 Gearing %	-6445.80	-2350.40	-724.10	31.40	-253.60
 Equity in %	-0.50	-1.50	-5.20	1.80	-2.50
 Creditor Days	-	-	-	-	-
 Debtor Days	-	-	-	-	-
 Liquidity/Acid Test	0.31	0.31	0.27	0.21	0.19
 Return On Capital Employed %	-	-	-	-	-
 Return On Total Assets Employed %	-	-	-	-	-
 Current Debt Ratio	-153	-47.59	-14.11	55	-38.97
 Total Debt Ratio	-206.90	-67.09	-20.10	55.31	-41.50
 Stock Turnover Ratio %	-	-	-	-	-
 Return on Net Assets Employed %	-	-	-	-	-

Report Notes

There are no notes to display.

Status History

No Status History found

Event History

Date	Description
17/08/2020	Confirmation Statement
12/06/2020	New Accounts Filed
12/06/2020	New Accounts Filed
04/10/2019	New Accounts Filed
04/10/2019	New Accounts Filed
27/08/2019	Confirmation Statement
03/07/2019	Payment Data Update Received
03/10/2018	New Accounts Filed
03/10/2018	New Accounts Filed

07/09/2018	Confirmation Statement
08/12/2017	New Accounts Filed
08/12/2017	New Accounts Filed
10/08/2017	Confirmation Statement
25/09/2016	Annual Returns
26/04/2016	Change in Reg.Office

Score History [Show graph](#)

Date	Score	Description
23/10/2020	43	Moderate Risk
13/06/2020	40	Moderate Risk
06/12/2019	55	Low Risk
A new scoring system was introduced on the 06/12/2019. Click here for more information.		
04/10/2019	33	Moderate Risk
02/10/2019	15	Very High Risk
01/10/2019	Not Scored	Financial Statements too old
03/07/2019	15	Very High Risk
03/10/2018	13	Very High Risk
02/10/2018	29	High Risk
01/10/2018	Not Scored	Financial Statements too old

Limit History [Show graph](#)

Date	Limit
23/10/2020	£2,500
13/06/2020	£2,500
06/12/2019	£8,000
A new scoring system was introduced on the 06/12/2019. Click here for more information.	
04/10/2019	£3,500
02/10/2019	£0
01/10/2019	-
03/07/2019	£0
03/10/2018	£0
02/10/2018	£0
01/10/2018	-

Previous Company Names

Date	Previous Name
17/10/2012	CREAMS LOUNGE LIMITED

Writ Details

No writs found

Statistics

Group	-
Linkages	0 companies
Countries	In 0 countries

Summary

Holding Company	-
Ownership Status	
Ultimate Holding Company	-

Group Structure

Full

No Group Structure

Exact CCJ Details

Date	Court	Amount	Status	Case Number	Date Paid
03/04/2017	ST HELENS	£555	Satisfied	D00SW135	02/06/2017

Possible CCJs Details

Possible CCJ matches show CCJs that may be matched to a company based on various criteria such as similar trading names or addresses. This data is provided for your information only as an aid to decision-making and does not affect a company's score.

There are no possible CCJ details

Mortgage Details

Mortgage Type:

Date Charge Created: 07/04/17

Date Charge Registered: 18/04/17

Date Charge Satisfied: -

Status: OUTSTANDING

Person(s) Entitled: AIB GROUP (UK) P.L.C.

Amount Secured:

Details:

THE FREEHOLD PROPERTY KNOWN AS 295A, 297 AND 299 HIGH STREET, CHELTENHAM, GL50 3HL AS REGISTERED AT THE LAND REGISTRY WITH TITLE NUMBER GR116458 CONTAINS FIXEDCHARGE. CONTAINS FLOATING CHARGE. CONTAINS NEGATIVE PLEDGE.

Mortgage Type:

Date Charge Created: 03/03/17

Date Charge Registered: 03/03/17

Date Charge Satisfied: -

Status: OUTSTANDING

Person(s) Entitled: AIB GROUP (UK) P.L.C.

Amount Secured:

Details:

CONTAINS FIXED CHARGE. CONTAINS FLOATING CHARGE. FLOATING CHARGE COVERS ALL THE PROPERTY OR UNDERTAKING OF THE COMPANY. CONTAINS NEGATIVE PLEDGE.

Previous Director/Company Secretaries

No Previous Director Details

Total Persons With Significant Control	2	Total Protected Persons With Significant Control	0	Total Statements	0
Active	2	Active	0	Active	0
Ceased	0	Ceased	0	Ceased	0

Active Persons With Significant Control

Name	Mr Diljit Singh Brar	Kind	Individual Person With Significant Control
Address	Warwick House Park Corner Road, Southfleet, Gravesend, Kent	Country Of Residence	England
Post Code	DA13 9LN	Nationality	British
Date of Birth	12/1963	Notified On	06/04/2016
Nature Of Control	Ownership of shares - between 25% and 50%		
Name	Mr Azhar Rehman	Kind	Individual Person With Significant Control
Address	Warwick House Park Corner Road, Southfleet, Gravesend, Kent	Country Of Residence	England
Post Code	DA13 9LN	Nationality	British
Date of Birth	03/1975	Notified On	06/04/2016
Nature Of Control	Ownership of shares - between 25% and 50%		

Ceased Persons With Significant Control

No Ceased Persons With Significant Control To Display

Active Protected Persons With Significant Control

No Active Protected Persons With Significant Control To Display

Ceased Protected Persons With Significant Control

No Ceased Protected Persons With Significant Control To Display

Active Statements

No Active Statements To Display

Ceased Statements

No Ceased Statements To Display

Average Invoice Value £51.17

Invoices available 5

Paid 5

Outstanding 0

Trade Payment Data is information that we collect from selected third party partners who send us information about their whole sales ledger.

	Within Terms	0-30 Days	31-60 Days	61-90 Days	91+ Days
Paid	4	1	0	0	0
Outstanding	0	0	0	0	0



Creditsafe UK
Bryn House,
Caerphilly Business Park,
Van Rd,
Caerphilly,
CF83 3GG



www.creditsafeuk.com



twitter.com/creditsafeuk



facebook.com/creditsafeuk



linkedin.com/company/creditsafe

Registered in Wales. Company number: 03836192