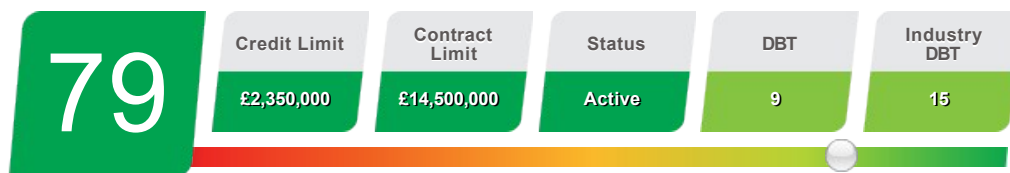


Company Name: **TRAVIS PERKINS (PROPERTIES) LIMITED**

Company No: **00468024**

Safe No: **UK00164046**

Company Status: **Active - Accounts Filed**



Registered Address: **LODGE WAY HOUSE
LODGE WAY
HARLESTONE ROAD
NN5 7UG**

Your Name: **Jeremy Lovell**

Your User ID: **101003740**

Date / Time: **16:51 Tuesday, 11 July 2017**

Your Name: Jeremy Lovell
Your User ID: 101003740
Date / Time: 16:51 Tuesday, 11 July 2017

Company Name: TRAVIS PERKINS (PROPERTIES) LIMITED
Company Number: 00468024
Safe Number: UK00164046

Limited Company
 Report Summary



Company Summary

Registered Address	LODGE WAY HOUSE LODGE WAY HARLESTONE ROAD NN5 7UG	Trading Address	Lodge Way House Lodge Way Lodge Farm Industrial Estate Northampton, Northamptonshire NN5 7UG
Website Address	http://www.travisperkins.co.uk	Telephone Number	01604754553
Fax Number		TPS	No
FPS	Yes	Incorporation Date	02/05/1949
Type	Private limited with Share Capital	Previous Name	TRAVIS PERKINS TRADING COMPANY LIMITED
FTSE Index	-	Date of Change	02/01/1992
Filing Date of Accounts	13/08/2016	Currency	GBP
Share Capital	£39,852,007	SIC07	41100
Charity Number	-		
SIC07 Description	DEVELOPMENT OF BUILDING PROJECTS		
Principal Activity	Management of the Travis Perkins Group property portfolio.		

Credit Rating & Limit

Todays Rating [1-100]	79
Previous Rating [0-100]	77
Todays Limit	£2,350,000
Previous Limit	£2,300,000
Todays Contract Limit	£14,500,000

Based upon the company's latest industry classification, today's rating of 79 places the company in the upper 25% of 58356 companies sampled from the same industry

Rating - Key Financials Filed / Established

Rating	Description
● 71 - 100	Very Low Risk
● 51 - 70	Low Risk
● 30 - 50	Moderate Risk
● 21 - 29	High Risk
● 1 - 20	Very High Risk
Not Rated	Please see report for description

Rating - Newly Incorporated

Rating	Description
● 51 - 100	Low Risk
● 30 - 50	Moderate Risk
● 1 - 29	Caution - High Risk
Not Rated	Please see report for description

INTERNATIONAL SCORE

International Score Description:
Very Low Risk
 The Creditsafe International Score represents a

SCORE DESCRIPTION

A	Very Low Risk
B	Low Risk
C	Moderate Risk

common risk scoring platform which enables companies to be compared on an international basis.

D	High Risk
E	Not Rated

Additional Information

CCJ's	1 (£6,180)	Accountant	-		
20/12/2013	NORTHAMPTON CCBC	£6,180	Satisfied	Mortgages	8
-	-	-	-	Group	244 companies
-	-	-	-	Linkages	27 companies
Ultimate Holding Company	TRAVIS PERKINS PLC	Countries	In 3 countries		

Key Financials

Year to Date	Turnover	Pre Tax Profit	Shareholder's Funds	Employees
31/12/2015	£71,347,000	£32,318,000	£463,472,000	-
31/12/2014	£76,449,000	£52,144,000	£481,694,000	4
31/12/2013	£76,384,000	£41,752,000	£295,024,000	4

Mortgage Summary

Total Mortgage	8
Outstanding	5
Satisfied	3

Trade Debtors / Bad Debt Summary

Total Number of Documented Trade	0
Total Value of Documented Trade	£0

Commentary


This company has been treated as a Large company in respect of the rating/limit generated. 

This company's return on total assets employed ratio indicates a relatively efficient use of assets. 

This company has made late payments on a medium percentage of invoices. 

This company's ratio of total liabilities to total assets indicates the presence of moderate equity funding. 

The company has more cash than short term bank borrowings. 

This company trades in an industry with a lower level of corporate failures. 

CCJ

Total Number of Exact CCJs -	0	Total Value of Exact CCJs -	
Total Number of Possible CCJs -	2	Total Value of Possible CCJs -	£3,139
Total Number of Satisfied CCJs -	1	Total Value of Satisfied CCJs -	£6,180

Total Number of Writs - -

Payment Information

Company DBT



Customer Payment Experiences

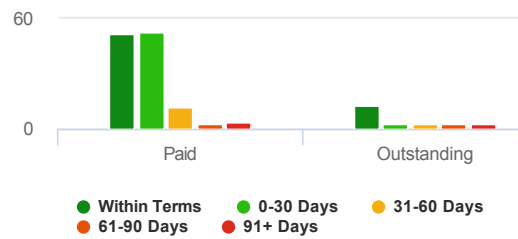


Number of Experiences 1

Customer Payment Experiences are supplied by Creditsafe users based on their payment experience with their customers.

Trade Payment Information

Average Invoice Value	808
Invoices available	145
Paid	124
Outstanding	21



Trade Payment Data is information that we collect from selected third party partners who send us information about their whole sales ledger.

Join the world's largest payment data programme

[Click here](#)

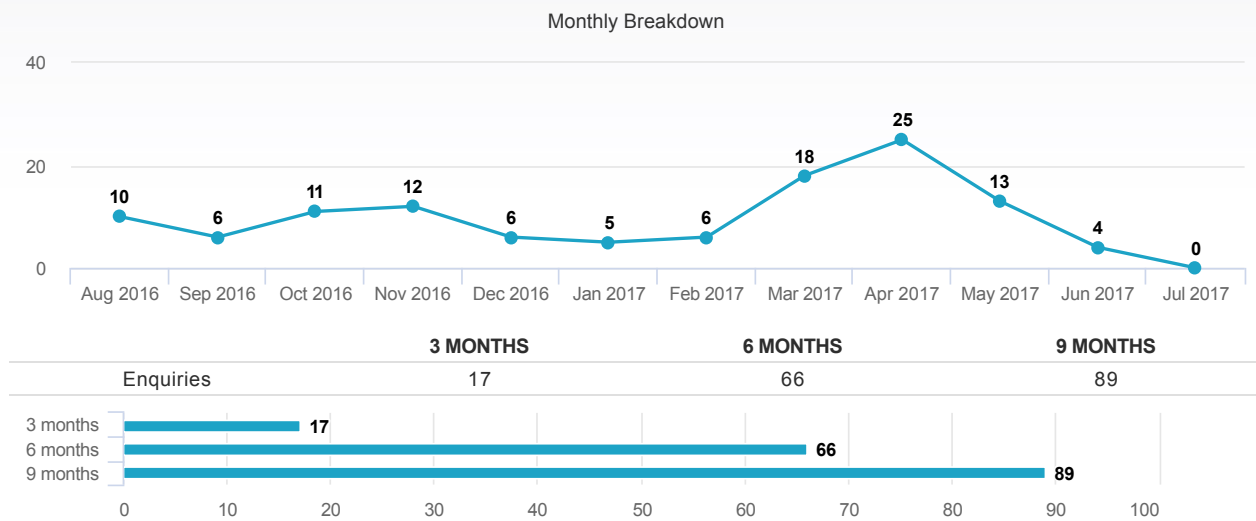
Share more, know more

Enquiries Trend

The last enquiry date was 28/06/2017

There have been 116 enquiries in the last 12 months.

There are an average of 10 reports taken each month.



Total Current Directors	5	Total Current Secretaries	1
Total Previous Directors / Company Secretaries	16	Total Person's With Significant Control	1

Current Directors

Title	Mr	Function	Director
Name	John Peter Carter	Nationality	British
Date of Birth	05/1961	Present Appointments	152
Latest Address	Lodge Way House, Lodge Way, Harlestone Road, Northampton	Appointment Date	24/07/2003
Post Code	NN5 7UG		
Title	Mr	Function	Director
Name	Martin Richard Meech	Nationality	British
Date of Birth	06/1957	Present Appointments	14
Latest Address	Lodge Way House, Lodge Way, Harlestone Road, Northampton	Appointment Date	12/10/2005
Post Code	NN5 7UG		
Title	Mr	Function	Director
Name	Anthony David Buffin	Nationality	British
Date of Birth	11/1971	Present Appointments	159
Latest Address	Lodge Way House, Lodge Way, Harlestone Road, Northampton	Appointment Date	08/04/2013
Post Code	NN5 7UG		
Title	Mr	Function	Director
Name	Darren Screen	Nationality	British
Date of Birth	03/1973	Present Appointments	5
Latest Address	Lodge Way House, Lodge Way, Harlestone Road, Northampton	Appointment Date	01/04/2016
Post Code	NN5 7UG		
Title		Function	Director
Name	TP DIRECTORS LTD	Nationality	
Date of Birth	-	Present Appointments	215

Latest Address	Lodge Way House Lodge Way, Harlestone Road, Northampton	Appointment Date	16/04/2015
Post Code	NN5 7UG		
















Current Company Secretary

Title		Function	Company Secretary
Name	TPG MANAGEMENT SERVICES LIMITED	Nationality	
Date of Birth	-	Present Appointments	54
Latest Address	Lodge Way House Lodge Way, Harlestone Road, Northampton, England	Appointment Date	01/04/2014
Post Code	NN5 7UG		


















Top Shareholders

Name	Currency	Share Count	Share Type	Nominal Value	% of Total Share Count
TRAVIS PERKINS PLC	GBP	35,681,000	ORDINARY	0.25	53.56
TRAVIS PERKINS FINANCE COMPANY LTD	GBP	30,931,757	PREFERENCE	1	46.44






Profit & Loss

Date Of Accounts	31/12/15	(%)	31/12/14	(%)	31/12/13	(%)	31/12/12	(%)	31/12/11
Weeks	52	(%)	52	(%)	52	(%)	52	(%)	52
Currency	GBP	(%)	GBP	(%)	GBP	(%)	GBP	(%)	GBP
Consolidated A/cs	N	(%)	N	(%)	N	(%)	N	(%)	N
 Turnover	£71,347,000	-6.7%	£76,449,000	0.1%	£76,384,000	9.4%	£69,791,000	7.5%	£64,892,000
 Export	-	-	-	-	-	-	-	-	-
 Cost of Sales	-	-	-	-	-	-	-	-	-
 Gross Profit	-	-	-	-	-	-	-	-	-
 Wages & Salaries	-	-	-	-	-	-	-	-	-
 Directors Emoluments	-	-	-	-	-	-	-	-	-
 Operating Profit	£32,804,000	13.7%	£28,839,000	15.9%	£24,883,000	13.5%	£21,923,000	-42.2%	£37,921,000
 Depreciation	-	-100%	£7,343,000	-15.5%	£8,692,000	23.3%	£7,049,000	6.2%	£6,638,000
 Audit Fees	£16,000	6.7%	£15,000	-	£15,000	-	£15,000	7.1%	£14,000
 Interest Payments	£486,000	-80.5%	£2,494,000	410%	£489,000	-16.6%	£586,000	165.2%	£221,000
 Pre Tax Profit	£32,318,000	-38%	£52,144,000	24.9%	£41,752,000	16.5%	£35,843,000	-29.4%	£50,745,000
 Taxation	-£4,563,000	-58.8%	-£2,873,000	57.5%	-£6,760,000	8.7%	-£7,407,000	-14%	-£6,496,000
 Profit After Tax	£27,755,000	-43.7%	£49,271,000	40.8%	£34,992,000	23.1%	£28,436,000	-35.7%	£44,249,000
 Dividends Payable	£11,484,000	15.4%	£9,955,000	0.6%	£9,893,000	-0.3%	£9,927,000	-1%	£10,024,000
 Retained Profit	£16,271,000	-58.6%	£39,316,000	56.6%	£25,099,000	35.6%	£18,509,000	-45.9%	£34,225,000






Balance Sheet

Date Of Accounts	31/12/15	(%)	31/12/14	(%)	31/12/13	(%)	31/12/12	(%)	31/12/11
 Tangible Assets	£490,189,000	2.7%	£477,152,000	69.8%	£281,015,000	8.6%	£258,800,000	2.8%	£251,869,000
 Intangible Assets	0	-	0	-	0	-	0	-	0
 Total Fixed Assets	£490,189,000	2.7%	£477,152,000	69.8%	£281,015,000	8.6%	£258,800,000	2.8%	£251,869,000
 Stock	0	-	0	-	0	-	0	-	0
 Trade Debtors	0	-	0	-	0	-	0	-	0
 Cash	£1,945,000	-	0	-100%	£9,031,000	7.7%	£8,386,000	999.9%	£456,000
 Other Debtors	£430,560,000	70.1%	£253,068,000	6%	£238,843,000	10.2%	£216,788,000	-4%	£225,935,000
 Miscellaneous Current Assets	0	-	0	-100%	£11,000	-	£11,000	-	£11,000
 Total Current Assets	£432,505,000	70.9%	£253,068,000	2.1%	£247,885,000	10.1%	£225,185,000	-0.5%	£226,402,000
 Trade Creditors	0	-	0	-	0	-	0	-	0
 Bank Loans & Overdrafts	0	-100%	£2,655,000	-	0	-	0	-	0
 Other Short Term Finance	£427,920,000	112.4%	£201,506,000	16.5%	£172,910,000	0.5%	£172,029,000	-8.9%	£188,796,000
 Miscellaneous Current Liabilities	£19,546,000	-43.7%	£34,705,000	-19.9%	£43,331,000	85.3%	£23,389,000	-3.1%	£24,133,000
 Total Current Liabilities	£447,466,000	87.3%	£238,866,000	10.5%	£216,241,000	10.7%	£195,418,000	-8.2%	£212,929,000
 Bank Loans & Overdrafts and LTL	£11,756,000	-4.5%	£12,315,000	-30.2%	£17,635,000	-5.4%	£18,638,000	661.4%	£2,448,000
 Other Long Term Finance	£4,065,000	-14.1%	£4,732,000	-66%	£13,903,000	-3.4%	£14,392,000	-	0
 Total Long Term Liabilities	£11,756,000	21.7%	£9,660,000	-45.2%	£17,635,000	-5.4%	£18,638,000	661.4%	£2,448,000





Capital & Reserves

Date Of Accounts	31/12/15	(%)	31/12/14	(%)	31/12/13	(%)	31/12/12	(%)	31/12/11
 Called Up Share Capital	£39,852,000	-	£39,852,000	-	£39,852,000	-	£39,852,000	-	£39,852,000
 P & L Account Reserve	£416,296,000	-4.2%	£434,518,000	78.7%	£243,214,000	13.1%	£215,119,000	4.2%	£206,423,000
 Revaluation Reserve	-	-	-	-100%	£4,634,000	-39.3%	£7,634,000	-17.9%	£9,295,000
 Sundry Reserves	£7,324,000	-	£7,324,000	-	£7,324,000	-	£7,324,000	-	£7,324,000
 Shareholder Funds	£463,472,000	-3.8%	£481,694,000	63.3%	£295,024,000	9.3%	£269,929,000	2.7%	£262,894,000



Other Financial Items

Date Of Accounts	31/12/15	(%)	31/12/14	(%)	31/12/13	(%)	31/12/12	(%)	31/12/11
 Net Worth	£463,472,000	-3.8%	£481,694,000	63.3%	£295,024,000	9.3%	£269,929,000	2.7%	£262,894,000
 Working Capital	£-14,961,000	-205.3%	£14,202,000	-55.1%	£31,644,000	6.3%	£29,767,000	120.9%	£13,473,000
 Total Assets	£922,694,000	26.4%	£730,220,000	38.1%	£528,900,000	9.3%	£483,985,000	1.2%	£478,271,000
 Total Liabilities	£459,222,000	84.8%	£248,526,000	6.3%	£233,876,000	9.3%	£214,056,000	-0.6%	£215,377,000
 Net Assets	£463,472,000	-3.8%	£481,694,000	63.3%	£295,024,000	9.3%	£269,929,000	2.7%	£262,894,000















Cash Flow

Date Of Accounts	31/12/15 (%)	31/12/14 (%)	31/12/13 (%)	31/12/12 (%)	31/12/11
 Net Cashflow from Operations	-	-	-	-	-
 Net Cashflow before Financing	-	-	-	-	-
 Net Cashflow from Financing	-	-	-	-	-
 Increase in Cash	-	-	-	-	-

Miscellaneous

Date Of Accounts	31/12/15 (%)	31/12/14 (%)	31/12/13 (%)	31/12/12 (%)	31/12/11
Contingent Liability	NO	NO	NO	NO	NO
 Capital Employed	£475,228,000 -3.3%	£491,354,000 57.2%	£312,659,000 8.3%	£288,567,000 8.8%	£265,342,000
 Number of Employees	-	4	4	4	4
Accountants					
Auditors	DELOITTE LLP				
Auditor Comments	The audit report contains no adverse comments				
Bankers					
Bank Branch Code					

Ratios

Date Of Accounts	31/12/15	31/12/14	31/12/13	31/12/12	31/12/11
 Pre-tax profit margin %	45.30	68.21	54.66	51.36	78.20
 Current ratio	0.97	1.06	1.15	1.15	1.06
 Sales/Net Working Capital	-4.77	5.38	2.41	2.34	4.82
 Gearing %	2.50	2.60	6	6.90	0.90
 Equity in %	50.20	66	55.80	55.80	55
 Creditor Days	-	-	-	-	-
 Debtor Days	-	-	-	-	-
 Liquidity/Acid Test	0.96	1.05	1.14	1.15	1.06
 Return On Capital Employed %	6.80	10.61	13.35	12.42	19.12
 Return On Total Assets Employed %	3.50	7.14	7.89	7.40	10.61
 Current Debt Ratio	0.96	0.49	0.73	0.72	0.80
 Total Debt Ratio	0.99	0.51	0.79	0.79	0.81
 Stock Turnover Ratio %	-	-	-	-	-
 Return on Net Assets Employed %	6.97	10.82	14.15	13.27	19.30

Report Notes

There are no notes to display.

Status History

No Status History found

Event History

Date	Description
21/05/2017	Payment Data Update Received
28/04/2017	Payment Data Update Received
25/04/2017	Payment Data Update Received
08/04/2017	Payment Data Update Received
18/03/2017	Payment Data Update Received
02/12/2016	Payment Data Update Received
21/09/2016	Annual Returns
26/08/2016	New Accounts Filed
26/08/2016	New Accounts Filed
11/08/2016	Payment Data Update Received
05/04/2016	New Board Member Mr D. Screen appointed
02/10/2015	Annual Returns
09/09/2015	New Company Secretary TPG MANAGEMENT SERVICES LIMITED appointed
27/08/2015	New Board Member TP DIRECTORS LTD appointed
07/07/2015	Payment Data Update Received

Rating History [Show graph](#)

Date	Rating	Description
21/05/2017	79	Very Low Risk
28/04/2017	77	Very Low Risk
25/04/2017	79	Very Low Risk
08/04/2017	87	Very Low Risk
18/03/2017	79	Very Low Risk
02/12/2016	77	Very Low Risk
30/09/2016	79	Very Low Risk
26/08/2016	77	Very Low Risk
11/08/2016	77	Very Low Risk
07/07/2015	78	Very Low Risk

Limit History [Show graph](#)

Date	Limit
21/05/2017	£2,350,000
28/04/2017	£2,300,000
25/04/2017	£2,350,000
08/04/2017	£2,600,000
18/03/2017	£2,350,000
02/12/2016	£2,300,000
30/09/2016	£2,350,000
26/08/2016	£2,300,000
11/08/2016	£2,450,000
07/07/2015	£2,500,000

Previous Company Names

Date	Previous Name
02/01/1992	TRAVIS PERKINS TRADING COMPANY LIMITED
15/02/1989	TRAVIS & ARNOLD PUBLIC LIMITED COMPANY

Writ Details

No writs found

Statistics

Group 15 companies

Summary

Holding Company TRAVIS PERKINS PLC

Linkages	27 companies	Ownership Status	Wholly Owned
Countries	In 3 countries	Ultimate Holding Company	TRAVIS PERKINS PLC

Group Structure

Full

Company Name	Safe Number	Registered Number	Latest Key Financials	Consol. Accounts	Rating	Limit	Turnover
TRAVIS PERKINS PLC	UK00498862	00824821	31.12.2016	Y	67	£64,600,000	£6,217,200,000
TRAVIS & ARNOLD LIMITED	UK00003031	00040154	30.06.2015	N	N/R	-	
BMSS LIMITED	UK00010344	00095035	31.12.2015	N	N/R	-	
BENCHMARK KITCHENS A...	UK02440717	02780063	31.12.2015	N	76	£100,000	£109,281,000
GRUNDY & PILLING LIM...	UK00942116	01272335	31.12.2015	N	N/R	-	
PRICE & BROWN (HEATI...	UK00908028	01238011	31.12.2015	N	N/R	-	
W.A.HAWKE & SON,LIMITED	UK00013081	00112583	31.12.2015	N	N/R	-	
ELIAS WILD & SONS LIMITED	UK00020058	00150198	31.12.2015	N	N/R	-	
J.H. WALKER & CO. (YOR...	UK00039931	00226700	31.12.2015	N	N/R	-	
WILLIAM BLOORE & SON L...	UK00040801	00229471	31.12.2015	N	N/R	-	
W.S. SHUTTLEWORTH (TIM...	UK00047445	00250016	30.06.2016	N	N/R	-	
W.S.SHUTTLEWORTH(MAI...	UK00573478	00900011	30.06.2015	N	N/R	-	
W.S. SHUTTLEWORTH (S...	UK00628963	00955940	31.12.2015	N	N/R	-	
C & C BUILDING SUPPLIE...	UK00048024	00251807	31.12.2015	N	N/R	-	
BURT BOULTON (TIMBER)...	UK00051172	00260657	30.06.2015	N	N/R	-	



Creditsafe UK
 Bryn House,
 Caerphilly Business Park,
 Van Rd,
 Caerphilly,
 CF83 3GG



www.creditsafeuk.com



twitter.com/creditsafeuk



facebook.com/creditsafeuk



linkedin.com/company/creditsafe

Registered in Wales. Company number: 03836192