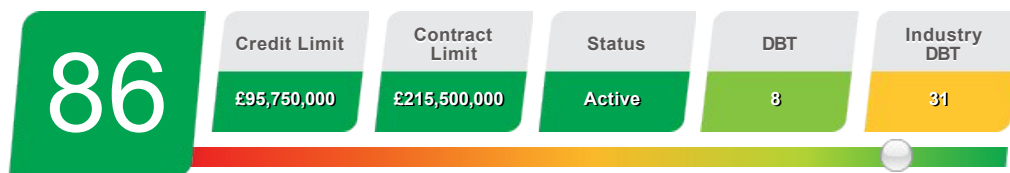


Company Name: **VIRGIN MONEY PLC**
Company No: **06952311**
Safe No: **UK06594499**

Company Status: **Active - Accounts Filed**



Registered Address: **JUBILEE HOUSE
GOSFORTH
NEWCASTLE UPON TYNE
NE3 4PL**

Your Name: **Jeremy Lovell**
Your User ID: **101003740**
Date / Time: **15:26 Friday, 22 September 2017**

Your Name: Jeremy Lovell
Your User ID: 101003740
Date / Time: 15:26 Friday, 22 September 2017

Limited Company
 Report Summary

Company Name: VIRGIN MONEY PLC
Company Number: 06952311
Safe Number: UK06594499



Company Summary

Registered Address	JUBILEE HOUSE GOSFORTH NEWCASTLE UPON TYNE NE3 4PL	Trading Address	Jubilee House Gosforth Newcastle Upon Tyne Tyne & Wear NE3 4PL
Website Address	http://www.virginmoney.com	Telephone Number	01837680005
Fax Number		TPS	No
FPS	Yes	Incorporation Date	03/07/2009
Type	Public limited with Share Capital	Previous Name	NORTHERN ROCK PLC
FTSE Index	-	Date of Change	12/10/2012
Filing Date of Accounts	08/03/2017	Currency	GBP
Share Capital	£1,400,000,000	SIC07	64191
Charity Number	-		
SIC07 Description	BANKS		
Principal Activity	Provision of existing and new customers with mortgages and retail savings products.		

Credit Rating & Limit

Todays Rating [1-100]	86
Previous Rating [0-100]	86
Todays Limit	£95,750,000
Previous Limit	£100,000,000
Todays Contract Limit	£215,500,000

Based upon the company's latest industry classification, today's rating of 86 places the company in the upper 25% of 1767 companies sampled from the same industry

Rating - Key Financials Filed / Established

Rating	Description
● 71 - 100	Very Low Risk
● 51 - 70	Low Risk
● 30 - 50	Moderate Risk
● 21 - 29	High Risk
● 1 - 20	Very High Risk
Not Rated	Please see report for description

Rating - Newly Incorporated

Rating	Description
● 51 - 100	Low Risk
● 30 - 50	Moderate Risk
● 1 - 29	Caution - High Risk
Not Rated	Please see report for description

INTERNATIONAL SCORE

International Score Description:
Very Low Risk
 The Creditsafe International Score represents a

SCORE DESCRIPTION

A	Very Low Risk
B	Low Risk
C	Moderate Risk

common risk scoring platform which enables companies to be compared on an international basis.

D	High Risk
E	Not Rated

Additional Information

CCJ's	1 (£8,609)	Accountant	-		
03/08/2017	COUNTY COURT BUSINESS CENTRE	£8,609	Judgment	Mortgages	4
-	-	-	-	Trade Debtors	-
-	-	-	-	Group	8 companies
Ultimate Holding Company	VIRGIN MONEY HOLDINGS (UK) PLC	Linkages	-	Linkages	0 companies
		Countries	-	Countries	In 0 countries

Key Financials

Year to Date	Turnover	Pre Tax Profit	Shareholder's Funds	Employees
31/12/2016	£958,700,000	£159,700,000	£1,691,200,000	3140
31/12/2015	£865,900,000	£116,000,000	£1,328,700,000	3058
31/12/2014	£840,200,000	£52,900,000	£1,225,600,000	2904

Mortgage Summary


Total Mortgage	4
Outstanding	3
Satisfied	1


Trade Debtors / Bad Debt Summary

Total Number of Documented Trade	1
Total Value of Documented Trade	£13,273


Commentary

This company has been treated as a Large company in respect of the rating/limit generated. 

This is a very large company with total assets in excess of £5 billion and shareholders' funds greater than £50 million. 

This company's return on total assets employed ratio indicates a relatively efficient use of assets. 

This company has made late payments on a medium percentage of invoices. 

The company has more cash than short term bank borrowings. 

This company trades in an industry with a lower level of corporate failures. 

CCJ

Total Number of Exact CCJs -	1	Total Value of Exact CCJs -	£8,609
Total Number of Possible CCJs -	0	Total Value of Possible CCJs -	

Total Number of Satisfied CCJs - 0

Total Value of Satisfied CCJs -

Total Number of Writs -

-

Payment Information

Company DBT



Customer Payment Experiences

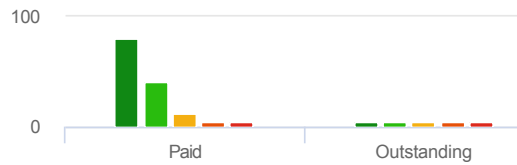


Number of Experiences -

Customer Payment Experiences are supplied by Creditsafe users based on their payment experience with their customers.

Trade Payment Information

Average Invoice Value	1084.11
Invoices available	139
Paid	136
Outstanding	3



Trade Payment Data is information that we collect from selected third party partners who send us information about their whole sales ledger.

Join the world's largest payment data programme

[Click here](#)

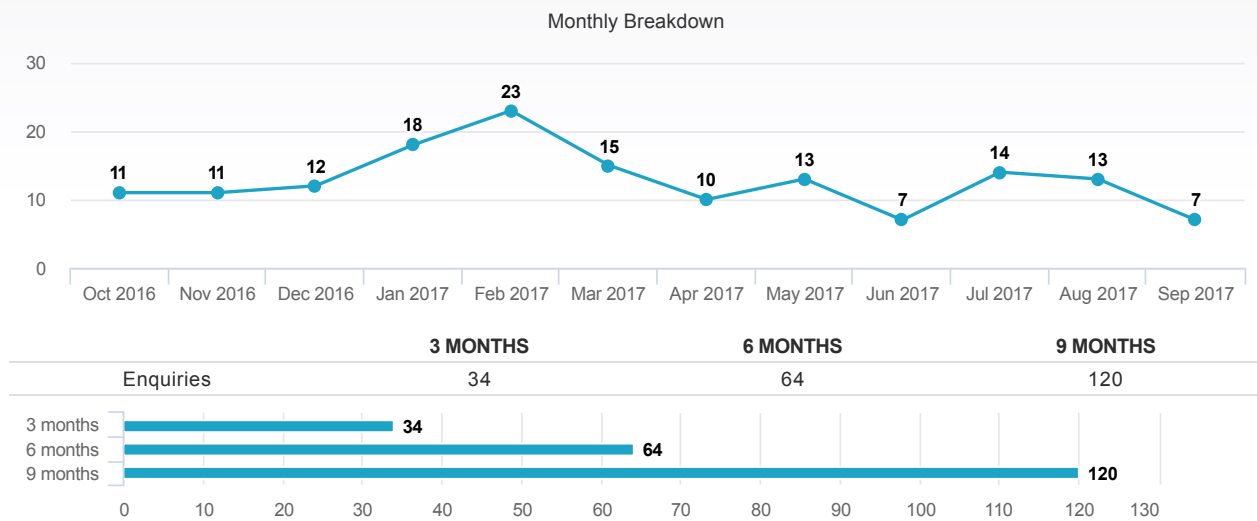
Share more, know more

Enquiries Trend

The last enquiry date was 19/09/2017

There have been 154 enquiries in the last 12 months.

There are an average of 13 reports taken each month.



Total Current Directors	9	Total Current Secretaries	1
Total Previous Directors / Company Secretaries	21	Total Person's With Significant Control	1

Current Directors

Title	Mr	Function	Director
Name	Colin Denis Keogh	Nationality	British
Date of Birth	07/1953	Present Appointments	5
Latest Address	Northern Rock House Regent Centre, Gosforth, Newcastle Upon Tyne	Appointment Date	01/01/2012
Post Code	NE3 4PL		
Title	Mr	Function	Director
Name	Glen Richard Moreno	Nationality	
Date of Birth	07/1943	Present Appointments	3
Latest Address	Jubilee House, Gosforth, Newcastle Upon Tyne	Appointment Date	01/01/2015
Post Code	NE3 4PL		
Title	Ms	Function	Director
Name	Eva Kristina Eisenschimmel	Nationality	British
Date of Birth	10/1962	Present Appointments	6
Latest Address	Jubilee House, Gosforth, Newcastle-Upon-Tyne	Appointment Date	25/01/2017
Post Code	NE3 4PL		
Title	Ms	Function	Director
Name	Geeta Gopalan	Nationality	British
Date of Birth	07/1964	Present Appointments	3
Latest Address	Jubilee House, Gosforth, Newcastle-Upon-Tyne	Appointment Date	25/06/2015
Post Code	NE3 4PL		
Title	Mr	Function	Director
Name	Peter Douglas Bole	Nationality	British
Date of Birth	10/1969	Present Appointments	4

Latest Address	Jubilee House, Gosforth, Newcastle-Upon-Tyne	Appointment Date	30/01/2017
Post Code	NE3 4PL		
Title	Mr	Function	Director
Name	Norman Cardie McLuskie	Nationality	British
Date of Birth	08/1944	Present Appointments	1
Latest Address	Northern Rock House Gosforth, Newcastle Upon Tyne	Appointment Date	01/01/2012
Post Code	NE3 4PL		
Title	Ms	Function	Director
Name	Marian Macdonald Martin	Nationality	British
Date of Birth	09/1967	Present Appointments	1
Latest Address	Northern Rock House Gosforth, Newcastle Upon Tyne	Appointment Date	01/01/2012
Post Code	NE3 4PL		
Title	Mrs	Function	Director
Name	Jayne-Anne Gadhia	Nationality	British
Date of Birth	10/1961	Present Appointments	2
Latest Address	Northern Rock House Gosforth, Newcastle Upon Tyne	Appointment Date	01/01/2012
Post Code	NE3 4PL		







Current Company Secretary










Title	Ms	Function	Company Secretary
Name	Katie Jane Marshall	Nationality	
Date of Birth	-	Present Appointments	1
Latest Address	Jubilee House, Gosforth, Newcastle-Upon-Tyne	Appointment Date	26/09/2013
Post Code	NE3 4PL		

Top Shareholders


















Name	Currency	Share Count	Share Type	Nominal Value	% of Total Share Count
VIRGIN MONEY HOLDINGS (UK) PLC	GBP	1,400,000,000	ORDINARY	1	100

Profit & Loss




Date Of Accounts	31/12/16	(%)	31/12/15	(%)	31/12/14	(%)	31/12/13	(%)	31/12/12
Weeks	52	(%)	52	(%)	52	(%)	52	(%)	52
Currency	GBP	(%)	GBP	(%)	GBP	(%)	GBP	(%)	GBP
Consolidated A/cs	N	(%)	N	(%)	N	(%)	N	(%)	N
 Turnover	£958,700,000	10.7%	£865,900,000	3.1%	£840,200,000	-5.4%	£888,200,000	36.5%	£650,900,000
 Export	-	-	-	-	-	-	-	-	-
 Cost of Sales	-	-	-	-	-	-	-	-	-
 Gross Profit	-	-	-	-	-	-	-	-	-
 Wages & Salaries	£194,900,000	5%	£185,700,000	13.9%	£163,000,000	37%	£119,000,000	59.5%	£74,600,000
 Directors Emoluments	£4,700,000	-48.9%	£9,200,000	-	-	-	£3,000,000	30.4%	£2,300,000



 Operating Profit	-	-	-	-	-	-	-	-	-
 Depreciation	-	-	-	-	-	-	-	-	-
 Audit Fees	£400,000	-20%	£500,000	25%	£400,000	-	£400,000	33.3%	£300,000
 Interest Payments	-	-	-	-	-	-	-	-	-
 Pre Tax Profit	£159,700,000	37.7%	£116,000,000	119.3%	£52,900,000	-80.8%	£275,900,000	494.1%	£-70,000,000
 Taxation	-£44,100,000	-90.9%	-£23,100,000	-34.3%	-£17,200,000	-999.9%	£400,000	-99.5%	£73,000,000
 Profit After Tax	£115,600,000	24.4%	£92,900,000	160.2%	£35,700,000	-87.1%	£276,300,000	999.9%	£3,000,000
 Dividends Payable	-	-	-	-	-	-	-	-	-
 Retained Profit	£115,600,000	24.4%	£92,900,000	160.2%	£35,700,000	-87.1%	£276,300,000	999.9%	£3,000,000

Balance Sheet






Date Of Accounts	31/12/16	(%)	31/12/15	(%)	31/12/14	(%)	31/12/13	(%)	31/12/12
 Tangible Assets	£956,400,000	-32%	£1,406,500,000	-15.1%	£1,657,600,000	-3.1%	£1,710,900,000	-62%	£4,507,400,000
 Intangible Assets	£80,600,000	27.9%	£63,000,000	40%	£45,000,000	94.8%	£23,100,000	-18.1%	£28,200,000
 Total Fixed Assets	£1,037,000,000	-29.4%	£1,469,500,000	-13.7%	£1,702,600,000	-1.8%	£1,734,000,000	-61.8%	£4,535,600,000
 Stock	0	-	0	-	0	-	0	-	0
 Trade Debtors	£32,974,500,000	19.5%	£27,593,000,000	10.1%	£25,069,700,000	11.2%	£22,545,300,000	24%	£18,187,400,000
 Cash	£786,300,000	-11.5%	£888,600,000	4.4%	£851,300,000	-40.2%	£1,423,500,000	-11.3%	£1,604,500,000
 Other Debtors	£117,400,000	103.5%	£57,700,000	-19%	£71,200,000	55.8%	£45,700,000	-80.2%	£230,300,000
 Miscellaneous Current Assets	0	-	0	-	0	-	0	-100%	£17,800,000
 Total Current Assets	£33,878,200,000	18.7%	£28,539,300,000	9.8%	£25,992,200,000	8.2%	£24,014,500,000	19.8%	£20,040,000,000
 Trade Creditors	£30,767,100,000	14.5%	£26,881,900,000	2.6%	£26,209,200,000	7.7%	£24,333,200,000	3.9%	£23,425,300,000
 Bank Loans & Overdrafts	0	-	0	-	0	-	0	-	0
 Other Short Term Finance	0	-	0	-	0	-	0	-	0
 Miscellaneous Current Liabilities	£2,448,400,000	36.8%	£1,790,000,000	613.4%	£250,900,000	4.9%	£239,100,000	-6.5%	£255,800,000
 Total Current Liabilities	£33,215,500,000	15.8%	£28,671,900,000	8.4%	£26,460,100,000	7.7%	£24,572,300,000	3.8%	£23,681,100,000
 Bank Loans & Overdrafts and LTL	£8,500,000	3.7%	£8,200,000	-9.9%	£9,100,000	21.3%	£7,500,000	-70.5%	£25,400,000
 Other Long Term Finance	0	-	0	-	0	-	0	-	0
 Total Long Term Liabilities	£8,500,000	3.7%	£8,200,000	-9.9%	£9,100,000	21.3%	£7,500,000	-70.5%	£25,400,000

Capital & Reserves





Date Of Accounts	31/12/16	(%)	31/12/15	(%)	31/12/14	(%)	31/12/13	(%)	31/12/12
 Called Up Share Capital	£1,400,000,000	-	£1,400,000,000	-	£1,400,000,000	-	£1,400,000,000	-	£1,400,000,000
 P & L Account Reserve	£57,100,000	180.4%	£-71,000,000	60.6%	£-180,000,000	22.7%	£-232,800,000	55.2%	£-519,300,000
 Revaluation Reserve	-	-	-	-	-	-	-	-	-

 Sundry Reserves	£234,100,000	999.9%	-£300,000	-105.4%	£5,600,000	273.3%	£1,500,000	112.9%	-£11,600,000
 Shareholder Funds	£1,691,200,000	27.3%	£1,328,700,000	8.4%	£1,225,600,000	4.9%	£1,168,700,000	34.5%	£869,100,000



Other Financial Items

Date Of Accounts	31/12/16	(%)	31/12/15	(%)	31/12/14	(%)	31/12/13	(%)	31/12/12
 Net Worth	£1,610,600,000	27.2%	£1,265,700,000	7.2%	£1,180,600,000	3.1%	£1,145,600,000	36.2%	£840,900,000
 Working Capital	£662,700,000	599.8%	-£132,600,000	71.7%	-£467,900,000	16.1%	-£557,800,000	84.7%	-£3,641,100,000
 Total Assets	£34,915,200,000	16.3%	£30,008,800,000	8.4%	£27,694,800,000	7.6%	£25,748,500,000	4.8%	£24,575,600,000
 Total Liabilities	£33,224,000,000	15.8%	£28,680,100,000	8.4%	£26,469,200,000	7.7%	£24,579,800,000	3.7%	£23,706,500,000
 Net Assets	£1,691,200,000	27.3%	£1,328,700,000	8.4%	£1,225,600,000	4.9%	£1,168,700,000	34.5%	£869,100,000

Cash Flow







Date Of Accounts	31/12/16	(%)	31/12/15	(%)	31/12/14	(%)	31/12/13	(%)	31/12/12
 Net Cashflow from Operations	-£668,400,000	-38.6%	-£482,200,000	-6.5%	-£452,900,000	66.8%	-£1,366,100,000	-200.5%	£1,359,700,000
 Net Cashflow before Financing	-£227,900,000	18.8%	-£280,700,000	47.1%	-£530,500,000	51.7%	-£1,097,600,000	-39.6%	-£786,500,000
 Net Cashflow from Financing	£227,700,000	-23.5%	£297,500,000	-	-	-	-	-	-
 Increase in Cash	-£200,000	-101.2%	£16,800,000	103.2%	-£530,500,000	51.7%	-£1,097,600,000	-39.6%	-£786,500,000

Miscellaneous

Date Of Accounts	31/12/16	(%)	31/12/15	(%)	31/12/14	(%)	31/12/13	(%)	31/12/12
Contingent Liability	NO	-	NO	-	YES	-	YES	-	NO
 Capital Employed	£1,699,700,000	27.1%	£1,336,900,000	8.3%	£1,234,700,000	5%	£1,176,200,000	31.5%	£894,500,000
 Number of Employees	3140	2.7%	3058	5.3%	2904	10.5%	2628	34.6%	1953
Accountants									
Auditors	PRICEWATERHOUSECOOPERS LLP								
Auditor Comments	The audit report contains no adverse comments								
Bankers									
Bank Branch Code									

Ratios

Date Of Accounts	31/12/16	31/12/15	31/12/14	31/12/13	31/12/12
 Pre-tax profit margin %	16.66	13.40	6.30	31.06	-10.75
 Current ratio	1.02	1	0.98	0.98	0.85
 Sales/Net Working Capital	1.45	-6.53	-1.80	-1.59	-0.18
 Gearing %	0.50	0.60	0.70	0.60	2.90
 Equity in %	4.90	4.40	4.40	4.50	3.50
 Creditor Days	11681.67	11300.39	11354.61	9972.17	13100.02
 Debtor Days	12519.78	11599.32	10860.95	9239.46	10170.86
 Liquidity/Acid Test	1.01	0.99	0.98	0.97	0.84
Return On					

 Capital Employed %	9.39	8.67	4.28	23.45	-7.82
 Return On Total Assets Employed %	0.45	0.38	0.19	1.07	-0.28
 Current Debt Ratio	19.64	21.57	21.58	21.02	27.24
 Total Debt Ratio	19.64	21.58	21.59	21.03	27.27
 Stock Turnover Ratio %	-	-	-	-	-
 Return on Net Assets Employed %	9.44	8.73	4.31	23.60	-8.05

Report Notes

There are no notes to display.

Status History

No Status History found

Event History

Date	Description
14/08/2017	Confirmation Statement
11/05/2017	Ms M.H. Spearing has left the board
17/03/2017	Payment Data Update Received
16/03/2017	New Accounts Filed
16/03/2017	New Accounts Filed
03/03/2017	New Board Member Mr D.S. Pope appointed
14/02/2017	New Board Member Mr P.D. Bole appointed
09/02/2017	New Board Member Ms E.K. Eisenschimmel appointed
13/08/2016	Annual Returns
29/04/2016	Annual Returns
26/04/2016	New Accounts Filed
26/04/2016	New Accounts Filed
12/01/2016	Mrs O.C. Dickson has left the board
13/11/2015	Annual Returns
10/11/2015	Annual Returns

Rating History [Show graph](#)

Date	Rating	Description
16/03/2017	86	Very Low Risk
24/08/2014	86	Very Low Risk
01/04/2014	96	Very Low Risk
14/10/2013	95	Very Low Risk
13/08/2013	94	Very Low Risk
14/05/2013	95	Very Low Risk
26/02/2013	94	Very Low Risk
16/01/2013	95	Very Low Risk
04/09/2012	81	Very Low Risk
13/08/2012	30	Moderate Risk

Limit History [Show graph](#)

Date	Limit
16/03/2017	£95,750,000
24/08/2014	£100,000,000
04/09/2012	£15,000,000
13/08/2012	£11,600,000
12/01/2012	£0
02/07/2011	£15,000,000

29/06/2010	£0
26/01/2010	£1,000
11/12/2009	£1,000
09/12/2009	£1,000

Previous Company Names

Date	Previous Name
12/10/2012	NORTHERN ROCK PLC
31/12/2009	GOSFORTH SUBSIDIARY NO.1 PLC
10/11/2009	GOSFORTH SUBSIDIARY NO.1 LIMITED

Writ Details

No writs found

Statistics

Group	8 companies
Linkages	0 companies
Countries	In 0 countries

Summary

Holding Company	VIRGIN MONEY HOLDINGS (UK) PLC
Ownership Status	Wholly Owned
Ultimate Holding Company	VIRGIN MONEY HOLDINGS (UK) PLC

Group Structure

Full

Company Name	Safe Number	Registered Number	Latest Key Financials	Consol. Accounts	Rating	Limit	Turnover
VIRGIN MONEY HOLDINGS (U...	JK02746902	03087587	31.12.2016	Y	86	£94,650,000	£1,008,300,000
VIRGIN MONEY UNIT TRUS...	JK02660116	03000482	31.12.2016	N	93	£1,300,000	£21,695,000
VIRGIN MONEY NOMINEE...	JK03004365	03346243	31.12.2015	N	N/R	-	
VIRGIN MONEY PERSONAL...	JK02732141	03072766	31.12.2016	N	93	£1,050,000	£14,305,000
VIRGIN MONEY MANAGEMEN...	JK02732147	03072772	31.12.2016	N	22	£0	£1,442,000
VIRGIN MONEY GIVING LI...	JK02394266	02733492	31.12.2016	N	28	£0	£2,858,000
VIRGIN MONEY PLC	JK06594499	06952311	31.12.2016	N	86	£95,750,000	£958,700,000
NORTHERN ROCK LIMITED	JK08383352	08120214	30.06.2016	N	N/R	-	



Creditsafe UK
Bryn House,
Caerphilly Business Park,
Van Rd,
Caerphilly,
CF83 3GG



www.creditsafeuk.com



twitter.com/creditsafeuk



facebook.com/creditsafeuk



linkedin.com/company/creditsafe

Registered in Wales. Company number: 03836192