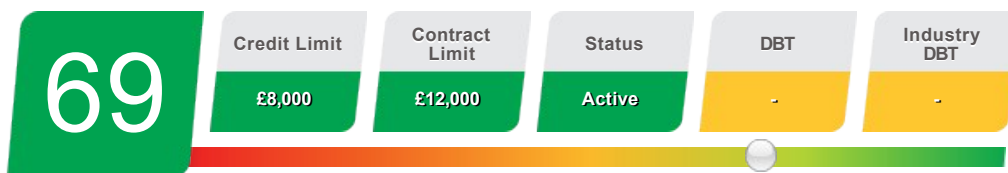


Company Name: **STOREFORCE LTD**  
Company No: **07350900**  
Safe No: **UK07536911**

Company Status: **Active - Accounts Filed**



Registered Address: **4TH FLOOR INTERNATIONAL HOUSE  
QUEENS ROAD  
BRIGHTON  
BN1 3XE**

Your Name: **Jeremy Lovell**  
Your User ID: **101003740**  
Date / Time: **15:30 Friday, 22 September 2017**

**Your Name:** Jeremy Lovell  
**Your User ID:** 101003740  
**Date / Time:** 15:30 Friday, 22 September 2017

Limited Company  
 Report Summary

**Company Name:** STOREFORCE LTD  
**Company Number:** 07350900  
**Safe Number:** UK07536911



## Company Summary

<b>Registered Address</b>	4TH FLOOR INTERNATIONAL HOUSE QUEENS ROAD BRIGHTON BN1 3XE	<b>Trading Address</b>	4TH International House Queens Road Brighton East Sussex BN1 3XE
<b>Website Address</b>	-	<b>Telephone Number</b>	-
<b>Fax Number</b>	-	<b>TPS</b>	-
<b>FPS</b>	Yes	<b>Incorporation Date</b>	19/08/2010
<b>Type</b>	Private limited with Share Capital	<b>Previous Name</b>	-
<b>FTSE Index</b>	-	<b>Date of Change</b>	-
<b>Filing Date of Accounts</b>	15/09/2016	<b>Currency</b>	GBP
<b>Share Capital</b>	£100	<b>SIC07</b>	74909
<b>Charity Number</b>	-		
<b>SIC07 Description</b>	OTHER PROFESSIONAL, SCIENTIFIC AND TECHNICAL ACTIVITIES N.E.C.		
<b>Principal Activity</b>			

## Credit Rating & Limit

<b>Todays Rating [1-100]</b>	69
<b>Previous Rating [0-100]</b>	94
<b>Todays Limit</b>	£8,000
<b>Previous Limit</b>	£3,000
<b>Todays Contract Limit</b>	£12,000

Based upon the company's latest industry classification, today's rating of 69 places the company in the middle to upper 25% of 62169 companies sampled from the same industry

### Rating - Key Financials Filed / Established

Rating	Description
● 71 - 100	Very Low Risk
● 51 - 70	Low Risk
● 30 - 50	Moderate Risk
● 21 - 29	High Risk
● 1 - 20	Very High Risk
Not Rated	Please see report for description

### Rating - Newly Incorporated

Rating	Description
● 51 - 100	Low Risk
● 30 - 50	Moderate Risk
● 1 - 29	Caution - High Risk
Not Rated	Please see report for description

## INTERNATIONAL SCORE

**International Score Description:**  
**Low Risk**  
 The Creditsafe International Score represents a

## SCORE DESCRIPTION

<b>A</b>	Very Low Risk
<b>B</b>	Low Risk
<b>C</b>	Moderate Risk

common risk scoring platform which enables companies to be compared on an international basis.

<b>D</b>	High Risk
<b>E</b>	Not Rated

### Additional Information

<b>CCJ's</b>	0 (£0)	<b>Accountant</b>	WILL TAYLOR LTD
No CCJ Information To Display		<b>Mortgages</b>	0
<b>Ultimate Holding Company</b>	-	<b>Group</b>	0 companies
		<b>Linkages</b>	0 companies
		<b>Countries</b>	In 0 countries

### Key Financials

Year to Date	Turnover	Pre Tax Profit	Shareholder's Funds	Employees
31/12/2015	-	-	£5,337	-
31/12/2014	-	-	£22,362	-
31/12/2013	-	-	£31,324	-

### Mortgage Summary


<b>Total Mortgage</b>	0
<b>Outstanding</b>	0
<b>Satisfied</b>	0


### Trade Debtors / Bad Debt Summary


<b>Total Number of Documented Trade</b>	0
<b>Total Value of Documented Trade</b>	£0


### Commentary

This company has been treated as a Small company in respect of the rating/limit generated. 

The latest Balance Sheet indicates a positive net working capital position. 

The latest cash balances represent a positive level in terms of the overall outstanding creditor obligations. 

The high debt/equity ratio indicates that assets are funded primarily by creditors rather than equity/reinvested profits. 

This company trades in an industry with a moderate level of corporate failures. 

### CCJ

<b>Total Number of Exact CCJs -</b>	0	<b>Total Value of Exact CCJs -</b>	
<b>Total Number of Possible CCJs -</b>	0	<b>Total Value of Possible CCJs -</b>	
<b>Total Number of Satisfied CCJs -</b>	0	<b>Total Value of Satisfied CCJs -</b>	

Total Number of Writs - -

### Payment Information

#### Company DBT



#### Customer Payment Experiences



Number of Experiences -

Customer Payment Experiences are supplied by Creditsafe users based on their payment experience with their customers.

### Trade Payment Information

Average Invoice Value	n/a
Invoices available	n/a
Paid	n/a
Outstanding	n/a



Trade Payment Data is information that we collect from selected third party partners who send us information about their whole sales ledger.

Join the world's largest payment data programme

[Click here](#)

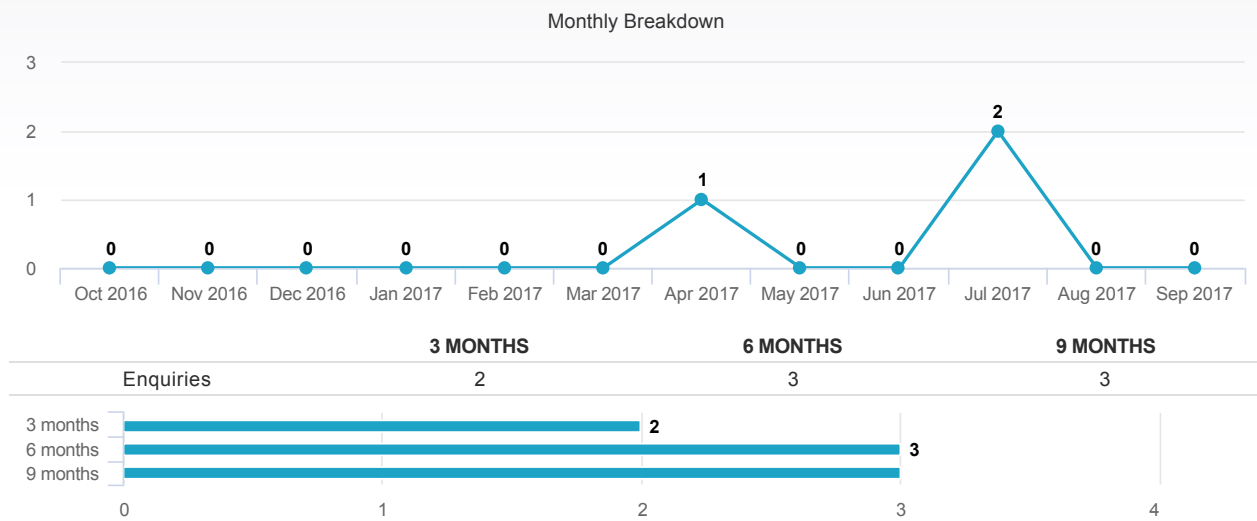
Share more, know more

## Enquiries Trend

The last enquiry date was 11/07/2017

There have been 3 enquiries in the last 12 months.

There are an average of 0 reports taken each month.



<b>Total Current Directors</b>	1	<b>Total Current Secretaries</b>	0
<b>Total Previous Directors / Company Secretaries</b>	0	<b>Total Person's With Significant Control</b>	2

## Current Directors

<b>Title</b>	Mr	<b>Function</b>	Director
<b>Name</b>	<a href="#">Christopher Andrew Noble</a>	<b>Nationality</b>	British
<b>Date of Birth</b>	10/1978	<b>Present Appointments</b>	2
<b>Latest Address</b>	1 St Georges Terrace, Brighton, East Sussex	<b>Appointment Date</b>	19/08/2010
<b>Post Code</b>	BN2 1JH		

## Current Company Secretary














## Top Shareholders





Name	Currency	Share Count	Share Type	Nominal Value	% of Total Share Count
CHRISTOPHER ANDREW NOBLE	GBP	7,000	ORDINARY A	0.01	70
STOREFORCE SOLUTIONS INC	GBP	3,000	ORDINARY B	0.01	30

## Profit & Loss






Date Of Accounts	31/12/15	(%)	31/12/14	(%)	31/12/13	(%)	31/12/12	(%)	31/08/11
Weeks	52	(%)	52	(%)	52	(%)	70	(%)	54
Currency	GBP	(%)	GBP	(%)	GBP	(%)	GBP	(%)	GBP
Consolidated A/cs	N	(%)	N	(%)	N	(%)	N	(%)	N
 Turnover	-	-	-	-	-	-	-	-	-
 Export	-	-	-	-	-	-	-	-	-
 Cost of Sales	-	-	-	-	-	-	-	-	-
 Gross Profit	-	-	-	-	-	-	-	-	-
 Wages & Salaries	-	-	-	-	-	-	-	-	-
 Directors Emoluments	-	-	-	-	-	-	-	-	-
 Operating Profit	-	-	-	-	-	-	-	-	-
 Depreciation	£1,083	-8.8%	£1,187	14.7%	£1,035	17.5%	£881	366.1%	£189
 Audit Fees	-	-	-	-	-	-	-	-	-
 Interest Payments	-	-	-	-	-	-	-	-	-
 Pre Tax Profit	-	-	-	-	-	-	-	-	-
 Taxation	-	-	-	-	-	-	-	-	-
 Profit After Tax	-	-	-	-	-	-	-	-	-
 Dividends Payable	-	-	-	-	-	-	-	-	-
 Retained Profit	-	-	-	-	-	-	-	-	-

## Balance Sheet






Date Of Accounts	31/12/15	(%)	31/12/14	(%)	31/12/13	(%)	31/12/12	(%)	31/08/11
 Tangible Assets	£3,249	-8.8%	£3,562	75.1%	£2,034	-17%	£2,451	331.5%	£568
 Intangible Assets	0	-	0	-	0	-	0	-	0
 Total Fixed Assets	£3,249	-8.8%	£3,562	75.1%	£2,034	-17%	£2,451	331.5%	£568
 Stock	0	-	0	-	0	-	0	-	0
 Trade Debtors	£66,059	377.4%	£13,838	83.2%	£7,554	174.5%	£2,752	121.9%	£1,240
 Cash	£213,194	651.5%	£28,371	-27.5%	£39,138	49.6%	£26,162	439.8%	£4,847
 Other Debtors	0	-	0	-	0	-	0	-	0
 Miscellaneous Current Assets	0	-	0	-	0	-	0	-	0
 Total Current Assets	£279,253	561.6%	£42,209	-9.6%	£46,692	61.5%	£28,914	375%	£6,087
 Trade Creditors	£276,515	999.9%	£23,002	32.2%	£17,402	-33.1%	£26,019	478.1%	£4,501
 Bank Loans & Overdrafts	0	-	0	-	0	-	0	-	0
 Other Short Term Finance	0	-	0	-	0	-	0	-	0
 Miscellaneous Current Liabilities	0	-	0	-	0	-	0	-	0

 <b>Total Current Liabilities</b>	£276,515	999.9%	£23,002	32.2%	£17,402	-33.1%	£26,019	478.1%	£4,501
 Bank Loans & Overdrafts and LTL	£650	59.7%	£407	-	0	-	0	-	0
 Other Long Term Finance	0	-	0	-	0	-	0	-	0
 <b>Total Long Term Liabilities</b>	£650	59.7%	£407	-	0	-	0	-	0





## Capital & Reserves

Date Of Accounts	31/12/15	(%)	31/12/14	(%)	31/12/13	(%)	31/12/12	(%)	31/08/11
 Called Up Share Capital	£100	-	£100	-	£100	-	£100	-	£100
 P & L Account Reserve	£5,237	-76.5%	£22,262	-28.7%	£31,224	495.2%	£5,246	155.4%	£2,054
 Revaluation Reserve	-	-	-	-	-	-	-	-	-
 Sundry Reserves	-	-	-	-	-	-	-	-	-
 <b>Shareholder Funds</b>	£5,337	-76.1%	£22,362	-28.6%	£31,324	485.9%	£5,346	148.2%	£2,154



## Other Financial Items

Date Of Accounts	31/12/15	(%)	31/12/14	(%)	31/12/13	(%)	31/12/12	(%)	31/08/11
 <b>Net Worth</b>	£5,337	-76.1%	£22,362	-28.6%	£31,324	485.9%	£5,346	148.2%	£2,154
 <b>Working Capital</b>	£2,738	-85.7%	£19,207	-34.4%	£29,290	911.7%	£2,895	82.5%	£1,586
 <b>Total Assets</b>	£282,502	517.2%	£45,771	-6.1%	£48,726	55.4%	£31,365	371.3%	£6,655
 <b>Total Liabilities</b>	£277,165	999.9%	£23,409	34.5%	£17,402	-33.1%	£26,019	478.1%	£4,501
 <b>Net Assets</b>	£5,337	-76.1%	£22,362	-28.6%	£31,324	485.9%	£5,346	148.2%	£2,154















## Cash Flow

Date Of Accounts	31/12/15	(%)	31/12/14	(%)	31/12/13	(%)	31/12/12	(%)	31/08/11
 Net Cashflow from Operations	-	-	-	-	-	-	-	-	-
 Net Cashflow before Financing	-	-	-	-	-	-	-	-	-
 Net Cashflow from Financing	-	-	-	-	-	-	-	-	-
 Increase in Cash	-	-	-	-	-	-	-	-	-

## Miscellaneous

Date Of Accounts	31/12/15	(%)	31/12/14	(%)	31/12/13	(%)	31/12/12	(%)	31/08/11
Contingent Liability	NO	-	NO	-	NO	-	NO	-	NO
 Capital Employed	£5,987	-73.7%	£22,769	-27.3%	£31,324	485.9%	£5,346	148.2%	£2,154
 Number of Employees	-	-	-	-	-	-	-	-	-
Accountants	WILL TAYLOR LTD								
Auditors									
Auditor Comments	The company is exempt from audit								
Bankers									
Bank Branch Code									

## Ratios

Date Of Accounts	31/12/15	31/12/14	31/12/13	31/12/12	31/08/11
 Pre-tax profit margin %	-	-	-	-	-
 Current ratio	1.01	1.84	2.68	1.11	1.35
 Sales/Net Working Capital	-	-	-	-	-
 Gearing %	12.20	1.80	0	0	0
 Equity in %	1.90	48.90	64.30	17	32.40
 Creditor Days	-	-	-	-	-
 Debtor Days	-	-	-	-	-
 Liquidity/Acid Test	1	1.83	2.68	1.11	1.35
 Return On Capital Employed %	-	-	-	-	-
 Return On Total Assets Employed %	-	-	-	-	-
 Current Debt Ratio	51.81	1.02	0.55	4.86	2.08
 Total Debt Ratio	51.93	1.04	0.55	4.86	2.08
 Stock Turnover Ratio %	-	-	-	-	-
 Return on Net Assets Employed %	-	-	-	-	-

## Report Notes

There are no notes to display.

## Status History

No Status History found

## Event History

Date	Description
05/09/2017	Confirmation Statement
19/09/2016	New Accounts Filed
13/09/2016	Annual Returns
09/09/2016	Change in Reg.Office
09/09/2016	Change of Company Postcode
07/10/2015	New Accounts Filed
12/09/2015	Annual Returns
05/10/2014	New Accounts Filed
05/09/2014	Annual Returns
31/08/2013	Annual Returns
23/07/2013	New Accounts Filed
07/09/2012	Annual Returns
28/05/2012	New Accounts Filed
10/09/2011	Annual Returns
07/09/2011	Change in Reg.Office

## Rating History [Show graph](#)

Date	Rating	Description
20/09/2016	69	Low Risk



07/10/2015	94	Very Low Risk
02/10/2015	95	Very Low Risk
01/10/2015	Not Rated	Financial Statements too old
05/10/2014	95	Very Low Risk
02/09/2014	73	Very Low Risk
24/08/2014	68	Low Risk
28/08/2013	58	Low Risk
23/07/2013	59	Low Risk
06/09/2012	43	Moderate Risk

### Limit History [Show graph](#)

Date	Limit
20/09/2016	£8,000
07/10/2015	£3,000
02/10/2015	£7,500
01/10/2015	-
05/10/2014	£7,500
02/09/2014	£1,000
24/08/2014	£500
23/07/2013	£1,000
28/05/2012	£500
24/05/2012	£0

### Previous Company Names

No Previous Names found

### Writ Details

No writs found

#### Statistics

Group	-
Linkages	<a href="#">0 companies</a>
Countries	<a href="#">In 0 countries</a>

#### Summary

Holding Company	-
Ownership Status	
Ultimate Holding Company	-

### Group Structure

Full

No Group Structure



Creditsafe UK  
Bryn House,  
Caerphilly Business Park,  
Van Rd,  
Caerphilly,  
CF83 3GG



[www.creditsafeuk.com](http://www.creditsafeuk.com)



[twitter.com/creditsafeuk](https://twitter.com/creditsafeuk)



[facebook.com/creditsafeuk](https://facebook.com/creditsafeuk)



[linkedin.com/company/creditsafe](https://linkedin.com/company/creditsafe)

Registered in Wales. Company number: 03836192