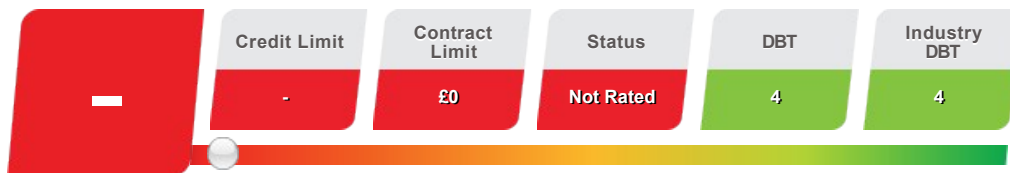


Company Name: **BRIGHTON & HOVE RADIO LIMITED**

Company No: **04880694**

Safe No: **UK04527115**

Company Status: **Dissolution (First Gazette)**



Registered Address: **2/4 ASH LANE
RUSTINGTON
LITTLEHAMPTON
BN16 3BZ**

Your Name: **Jeremy Lovell**

Your User ID: **101003740**

Date / Time: **15:28 Friday, 22 September 2017**

Your Name: Jeremy Lovell
Your User ID: 101003740
Date / Time: 15:28 Friday, 22 September 2017

Limited Company
 Report Summary

Company Name: BRIGHTON & HOVE RADIO LIMITED
Company Number: 04880694
Safe Number: UK04527115



Company Summary

Registered Address	2/4 ASH LANE RUSTINGTON LITTLEHAMPTON BN16 3BZ	Trading Address	2/4 Ash Lane Rustington Littlehampton BN16 3BZ BN16 3BZ
Website Address	http://www.juicebrighton.com		
Fax Number		Telephone Number	-
FPS	Yes	TPS	-
Type	Private limited with Share Capital	Incorporation Date	28/08/2003
FTSE Index	-	Previous Name	
Filing Date of Accounts	20/09/2017	Date of Change	-
Share Capital	£600,000	Currency	GBP
Charity Number	-	SIC07	60100
SIC07 Description	RADIO BROADCASTING		
Principal Activity	Radio and television activities.		

Credit Rating & Limit



Todays Rating [1-100]	-
Previous Rating [0-100]	0
Todays Limit	-
Previous Limit	£0
Todays Contract Limit	-

We are unable to advise a Business Ranking on this company as this company does not have an active credit score at present

Rating - Key Financials Filed / Established

Rating	Description
● 71 - 100	Very Low Risk
● 51 - 70	Low Risk
● 30 - 50	Moderate Risk
● 21 - 29	High Risk
● 1 - 20	Very High Risk
Not Rated	Please see report for description

Rating - Newly Incorporated

Rating	Description
● 51 - 100	Low Risk
● 30 - 50	Moderate Risk
● 1 - 29	Caution - High Risk
Not Rated	Please see report for description

INTERNATIONAL SCORE



International Score Description:
Not Rated
 The Creditsafe International Score represents a

SCORE DESCRIPTION

A	Very Low Risk
B	Low Risk
C	Moderate Risk

common risk scoring platform which enables companies to be compared on an international basis.

D	High Risk
E	Not Rated

Additional Information

CCJ's	0 (£0)	Accountant	WILL TAYLOR
No CCJ Information To Display		Mortgages	2
Ultimate Holding Company	-	Group	0 companies
		Linkages	0 companies
		Countries	In 0 countries

Key Financials

Year to Date	Turnover	Pre Tax Profit	Shareholder's Funds	Employees
31/03/2015	-	-	-£58,328	-
31/03/2014	-	-	£29,738	-
30/09/2012	-	-	£22,040	-

Mortgage Summary

Total Mortgage	2
Outstanding	0
Satisfied	2

Trade Debtors / Bad Debt Summary

Total Number of Documented Trade	0
Total Value of Documented Trade	£0

Commentary

No comments to display


CCJ

Total Number of Exact CCJs -	0	Total Value of Exact CCJs -	
Total Number of Possible CCJs -	0	Total Value of Possible CCJs -	
Total Number of Satisfied CCJs -	0	Total Value of Satisfied CCJs -	

Total Number of Writs - -

Payment Information

Company DBT



Customer Payment Experiences

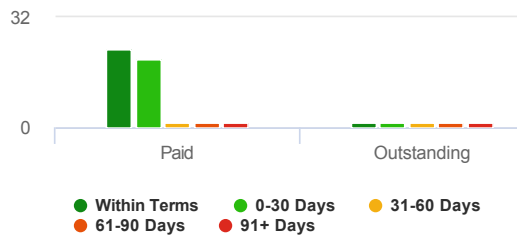


Number of Experiences 1

Customer Payment Experiences are supplied by Creditsafe users based on their payment experience with their customers.

Trade Payment Information

Average Invoice Value	432.06
Invoices available	44
Paid	43
Outstanding	1



Trade Payment Data is information that we collect from selected third party partners who send us information about their whole sales ledger.

Join the world's largest payment data programme

[Click here](#)

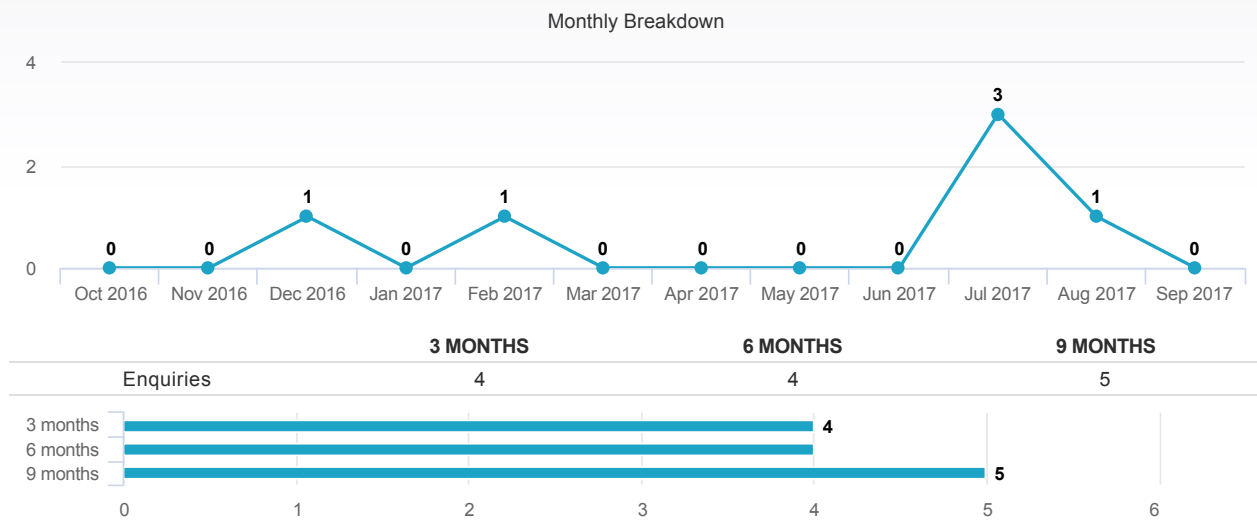
Share more, know more

Enquiries Trend

The last enquiry date was 21/08/2017

There have been 6 enquiries in the last 12 months.

There are an average of 1 reports taken each month.



Total Current Directors	3	Total Current Secretaries	0
Total Previous Directors / Company Secretaries	12	Total Person's With Significant Control	1

Current Directors
















Title	Mr	Function	Director
Name	Daniel Alexander Julian Nathan	Nationality	British
Date of Birth	01/1965	Present Appointments	9
Latest Address	Carn Brea Studios Barncoose Industrial Estate, Redruth, Cornwall	Appointment Date	03/09/2003
Post Code	TR15 3RQ		
Title	Mr	Function	Director
Name	Ryan Heal	Nationality	British
Date of Birth	06/1976	Present Appointments	1
Latest Address	Carn Brea Studios Barncoose Industrial Estate, Redruth, Cornwall	Appointment Date	20/09/2011
Post Code	TR15 3RQ		
Title	Mr	Function	Director
Name	Mike Holland	Nationality	British
Date of Birth	08/1947	Present Appointments	1
Latest Address	170 North Street North Street, Brighton	Appointment Date	19/09/2016
Post Code	BN1 1EA		

Current Company Secretary






Top Shareholders













Name	Currency	Share Count	Share Type	Nominal Value	% of Total Share Count
MIKE HOLLAND	GBP	303,000	ORDINARY	1	50.5
DANIEL ALEXANDER JULIAN NATHAN	GBP	84,500	ORDINARY	1	14.08
MICHAEL NATHAN	GBP	75,000	ORDINARY	1	12.5
PHILLIP NATHAN	GBP	75,000	ORDINARY	1	12.5
STEVEN STARK	GBP	25,000	ORDINARY	1	4.17
ALI REZAKHANI	GBP	21,000	ORDINARY	1	3.5
MATTHEW BASHFORD	GBP	16,500	ORDINARY	1	2.75

Profit & Loss






Date Of Accounts	31/03/15	(%)	31/03/14	(%)	30/09/12	(%)	30/09/11	(%)	30/09/10
Weeks	52	(%)	78	(%)	52	(%)	52	(%)	52
Currency	GBP	(%)	GBP	(%)	GBP	(%)	GBP	(%)	GBP
Consolidated A/cs	N	(%)	N	(%)	N	(%)	N	(%)	N
 Turnover	-	-	-	-	-	-	-	-	-
 Export	-	-	-	-	-	-	-	-	-
 Cost of Sales	-	-	-	-	-	-	-	-	-
 Gross Profit	-	-	-	-	-	-	-	-	-
 Wages & Salaries	-	-	-	-	-	-	-	-	-
 Directors Emoluments	-	-	-	-	-	-	-	-	-
 Operating Profit	-	-	-	-	-	-	-	-	-
 Depreciation	£2,927	605.3%	£415	-86.8%	£3,148	-48.5%	£6,111	-26%	£8,259
 Audit Fees	-	-	-	-	-	-	-	-	-
 Interest Payments	-	-	-	-	-	-	-	-	-
 Pre Tax Profit	-	-	-	-	-	-	-	-	-
 Taxation	-	-	-	-	-	-	-	-	-
 Profit After Tax	-	-	-	-	-	-	-	-	-
 Dividends Payable	-	-	-	-	-	-	-	-	-
 Retained Profit	-	-	-	-	-	-	-	-	-

Balance Sheet






Date Of Accounts	31/03/15	(%)	31/03/14	(%)	30/09/12	(%)	30/09/11	(%)	30/09/10
 Tangible Assets	£9,290	273.1%	£2,490	-	0	-100%	£61	-96.1%	£1,565
 Intangible Assets	£95,294	-4.8%	£100,052	-7.7%	£108,443	-4.9%	£114,037	-6.7%	£122,183
 Total Fixed Assets	£104,584	2%	£102,542	-5.4%	£108,443	-5%	£114,098	-7.8%	£123,748
 Stock	0	-	0	-	0	-	0	-	0
 Trade Debtors	£114,928	-26.1%	£155,504	32.9%	£117,015	17.5%	£99,552	-24.9%	£132,482

 Cash	£47,873	-18.4%	£58,643	131.5%	£25,327	25.6%	£20,165	19.8%	£16,830
 Other Debtors	0	-	0	-	0	-	0	-	0
 Miscellaneous Current Assets	0	-	0	-	0	-	0	-	0
 Total Current Assets	£162,801	-24%	£214,147	50.4%	£142,342	18.9%	£119,717	-19.8%	£149,312
 Trade Creditors	£325,547	13.5%	£286,785	25.4%	£228,745	-2.1%	£233,569	-6.9%	£250,906
 Bank Loans & Overdrafts	0	-	0	-	0	-	0	-	0
 Other Short Term Finance	0	-	0	-	0	-	0	-	0
 Miscellaneous Current Liabilities	0	-	0	-	0	-	0	-	0
 Total Current Liabilities	£325,547	13.5%	£286,785	25.4%	£228,745	-2.1%	£233,569	-6.9%	£250,906
 Bank Loans & Overdrafts and LTL	£166	-	£166	-	0	-	0	-	0
 Other Long Term Finance	0	-	0	-	0	-	0	-	0
 Total Long Term Liabilities	£166	-	£166	-	0	-	0	-	0





Capital & Reserves

Date Of Accounts	31/03/15	(%)	31/03/14	(%)	30/09/12	(%)	30/09/11	(%)	30/09/10
 Called Up Share Capital	£600,000	-	£600,000	-	£600,000	-	£600,000	-	£600,000
 P & L Account Reserve	-£666,328	-15.2%	-£578,262	1.3%	-£585,960	3.6%	-£607,754	-3.7%	-£585,846
 Revaluation Reserve	-	-	-	-	-	-	-	-	-
 Sundry Reserves	£8,000	-	£8,000	-	£8,000	-	£8,000	-	£8,000
 Shareholder Funds	-£58,328	-296.1%	£29,738	34.9%	£22,040	999.9%	£246	-98.9%	£22,154



Other Financial Items

Date Of Accounts	31/03/15	(%)	31/03/14	(%)	30/09/12	(%)	30/09/11	(%)	30/09/10
 Net Worth	-£153,622	-118.5%	-£70,314	18.6%	-£86,403	24.1%	-£113,791	-13.8%	-£100,029
 Working Capital	-£162,746	-124.1%	-£72,638	15.9%	-£86,403	24.1%	-£113,852	-12.1%	-£101,594
 Total Assets	£267,385	-15.6%	£316,689	26.3%	£250,785	7.3%	£233,815	-14.4%	£273,060
 Total Liabilities	£325,713	13.5%	£286,951	25.4%	£228,745	-2.1%	£233,569	-6.9%	£250,906
 Net Assets	-£58,328	-296.1%	£29,738	34.9%	£22,040	999.9%	£246	-98.9%	£22,154















Cash Flow

Date Of Accounts	31/03/15	(%)	31/03/14	(%)	30/09/12	(%)	30/09/11	(%)	30/09/10
 Net Cashflow from Operations	-	-	-	-	-	-	-	-	-
 Net Cashflow before Financing	-	-	-	-	-	-	-	-	-
 Net Cashflow from Financing	-	-	-	-	-	-	-	-	-
 Increase in Cash	-	-	-	-	-	-	-	-	-

Miscellaneous

Date Of Accounts	31/03/15	(%)	31/03/14	(%)	30/09/12	(%)	30/09/11	(%)	30/09/10
Contingent Liability	NO	-	NO	-	NO	-	NO	-	NO
 Capital Employed	-£58,162	-294.5%	£29,904	35.7%	£22,040	999.9%	£246	-98.9%	£22,154
 Number of Employees	-	-	-	-	-	-	-	-	-
Accountants	WILL TAYLOR								
Auditors									
Auditor Comments	The company is exempt from audit								
Bankers									
Bank Branch Code									

Ratios

Date Of Accounts	31/03/15	31/03/14	30/09/12	30/09/11	30/09/10
 Pre-tax profit margin %	-	-	-	-	-
 Current ratio	0.50	0.75	0.62	0.51	0.60
 Sales/Net Working Capital	-	-	-	-	-
 Gearing %	-0.30	0.60	0	0	0
 Equity in %	-33.90	13.70	15.50	0.20	14.70
 Creditor Days	-	-	-	-	-
 Debtor Days	-	-	-	-	-
 Liquidity/Acid Test	0.50	0.74	0.62	0.51	0.59
 Return On Capital Employed %	-	-	-	-	-
 Return On Total Assets Employed %	-	-	-	-	-
 Current Debt Ratio	-5.58	9.64	10.37	949.46	11.32
 Total Debt Ratio	-5.58	9.64	10.37	949.46	11.32
 Stock Turnover Ratio %	-	-	-	-	-
 Return on Net Assets Employed %	-	-	-	-	-

Report Notes

There are no notes to display.

*Status History

Date	Description
08/09/2017	Dissolution (First Gazt)

*Event History

Date	Description
19/09/2017	Change in Reg.Office
19/09/2017	Change of Company Postcode
17/06/2017	Payment Data Update Received
17/02/2017	Payment Data Update Received

23/09/2016	Annual Returns
21/09/2016	New Board Member Mr M. Holland appointed
19/08/2016	Change in Reg.Office
19/08/2016	Change of Company Postcode
19/08/2016	Mr D.P. Alsybury has left the board
19/08/2016	Mr T.P. Watson has left the board
19/08/2016	Mr A. Preece has resigned as company secretary
19/08/2016	Mr A.R. Preece has left the board
19/08/2016	Mr W.J. Rogers has left the board
14/03/2016	New Board Member Mr D.P. Alsybury appointed
16/01/2016	Annual Returns

Rating History [Show graph](#)

Date	Rating	Description
08/09/2017	Not Rated	Dissolution
01/07/2017	Not Rated	Financial Statements too old
17/06/2017	42	Moderate Risk
17/02/2017	38	Moderate Risk
19/08/2016	13	Very High Risk
12/01/2016	38	Moderate Risk
11/01/2016	74	Very Low Risk
01/01/2016	Not Rated	Financial Statements too old
19/05/2015	74	Very Low Risk
12/03/2015	73	Very Low Risk

Limit History [Show graph](#)

Date	Limit
08/09/2017	-
01/07/2017	-
17/06/2017	£1,500
17/02/2017	£1,500
19/08/2016	£0
12/01/2016	£1,500
11/01/2016	£7,500
01/01/2016	-
19/05/2015	£7,500
12/03/2015	£7,500

Previous Company Names

No Previous Names found

Writ Details

No writs found

Statistics

Group	-
Linkages	0 companies
Countries	In 0 countries

Summary

Holding Company	-
Ownership Status	
Ultimate Holding Company	-

Group Structure

Full

No Group Structure



Creditsafe UK
Bryn House,
Caerphilly Business Park,
Van Rd,
Caerphilly,
CF83 3GG



www.creditsafeuk.com



twitter.com/creditsafeuk



facebook.com/creditsafeuk



linkedin.com/company/creditsafe

Registered in Wales. Company number: 03836192