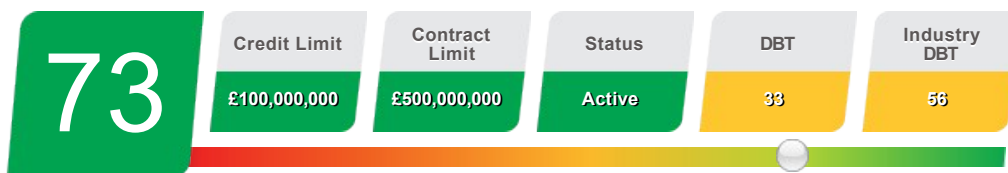


Company Name: **VODAFONE LIMITED**
Company No: **01471587**
Safe No: **UK01140356**

Company Status: **Active - Accounts Filed**



Registered Address: **VODAFONE HOUSE
THE CONNECTION
NEWBURY
RG14 2FN**

Your Name: **Jeremy Lovell**
Your User ID: **101003740**
Date / Time: **11:45 Thursday, 06 June 2019**

Your Name: Jeremy Lovell
Your User ID: 101003740
Date / Time: 11:45 Thursday, 06 June 2019

Limited Company
 Report Summary

Company Name: VODAFONE LIMITED
Company Number: 01471587
Safe Number: UK01140356



Company Summary

Registered Address	VODAFONE HOUSE THE CONNECTION NEWBURY RG14 2FN	Trading Address	Vodafone House The Connection Newbury Berkshire RG14 2FN
Website Address	http://www.vodafone.co.uk	Telephone Number	01635693693
Fax Number	0163545713	TPS	No
FPS	Yes	Incorporation Date	07/01/1980
Type	Private limited with Share Capital	Previous Name	RACAL-VODAFONE LIMITED
FTSE Index	-	Date of Change	16/09/1991
Filing Date of Accounts	27/10/2018	Currency	GBP
Share Capital	£4,343	SIC07	61900
Charity Number	-		
SIC07 Description	OTHER TELECOMMUNICATIONS ACTIVITIES		
Principal Activity	The provision of telecommunications operators for interconnection and transmission of content.		

Credit Rating & Limit

73

Todays Rating [1-100]	73
Previous Rating [0-100]	0
Todays Limit	£100,000,000
Previous Limit	£0
Todays Contract Limit	£500,000,000

Based upon the company's latest industry classification, today's rating of 73 places the company in the middle to upper 25% of 9136 companies sampled from the same industry

Rating - Key Financials Filed / Established

Rating	Description
● 71 - 100	Very Low Risk
● 51 - 70	Low Risk
● 30 - 50	Moderate Risk
● 21 - 29	High Risk
● 1 - 20	Very High Risk
Not Rated	Please see report for description

Rating - Newly Incorporated

Rating	Description
● 51 - 100	Low Risk
● 30 - 50	Moderate Risk
● 1 - 29	Caution - High Risk
Not Rated	Please see report for description

INTERNATIONAL SCORE

A

International Score Description:
Very Low Risk
 The Creditsafe International Score represents a

SCORE DESCRIPTION

A	Very Low Risk
B	Low Risk
C	Moderate Risk

common risk scoring platform which enables companies to be compared on an international basis.

D	High Risk
E	Not Rated

Additional Information

CCJ's	29 (£18,476)			Accountant	-
23/10/2018	COUNTY COURT BUSINESS CENTRE	£305	Judgment	Mortgages	1
09/07/2018	COUNTY COURT BUSINESS CENTRE	£3,105	Judgment	Trade Debtors	-
				Group	165 companies
31/10/2017	LONDONDERRY COURT OFFICE	£961	Judgment	Linkages	766 companies
				Countries	In 64 countries
Ultimate Holding Company	VODAFONE GROUP PUBLIC LIMITED COMPANY				

Key Financials

Year to Date	Turnover	Pre Tax Profit	Shareholder's Funds	Employees
31/03/2018	£6,253,600,000	-\$339,900,000	£6,246,000,000	4699
31/03/2017	£5,843,900,000	-\$668,500,000	£6,357,500,000	12228
31/03/2016	£6,183,500,000	-\$636,800,000	£7,199,400,000	12265


Mortgage Summary


Total Mortgage	1
Outstanding	0
Satisfied	1

Trade Debtors / Bad Debt Summary

Total Number of Documented Trade	104
Total Value of Documented Trade	£115,079

Commentary

This company has been treated as a Large company in respect of the rating/limit generated. 

This is a very large company with total assets in excess of £5 billion and shareholders' funds greater than £50 million. 

This company has made late payments on a medium percentage of invoices. 

This company's ratio of total liabilities to total assets indicates the presence of moderate equity funding. 

The company has more cash than short term bank borrowings. 

This company trades in an industry with a moderate level of corporate failures. 

CCJ

Total Number of Exact CCJs - 24

Total Value of Exact CCJs - £14,373

Total Number of Possible CCJs - 3

Total Value of Possible CCJs - £2,270

Total Number of Satisfied CCJs - 5

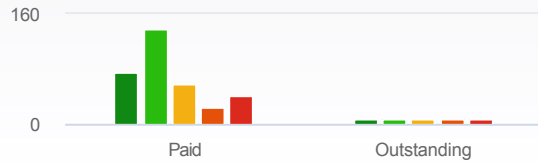
Total Value of Satisfied CCJs - £4,103

Total Number of Writs - -

Payment Information

Trade Payment Information

Average Invoice Value	£7492.83
Invoices available	355
Paid	336
Outstanding	19



Trade Payment Data is real life payment experiences gathered from selected third party partners big and small who send us trade payment information on their complete sales ledger.

● Within Terms ● 0-30 Days ● 31-60 Days
● 61-90 Days ● 91+ Days

Customer Payment Experiences



Number of Experiences

Customer Payment Experiences are supplied by Creditsafe users based on their payment experience with their customers.

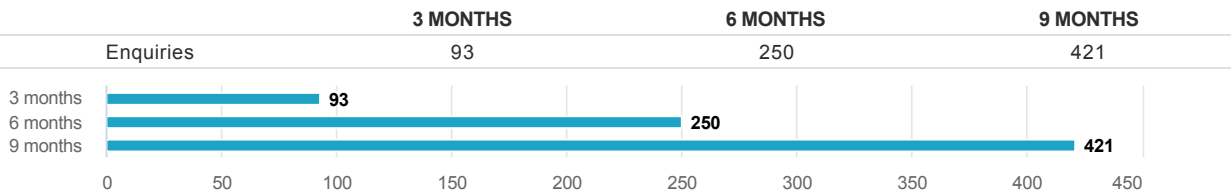
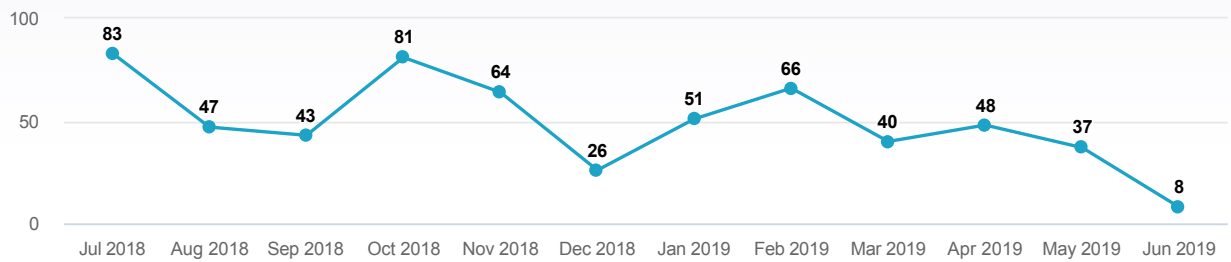
Enquiries Trend

The last enquiry date was 05/06/2019

There have been 594 enquiries in the last 12 months.

There are an average of 50 reports taken each month.

Monthly Breakdown



Total Current Directors

3

Total Current Secretaries

1

Total Previous Directors / Company Secretaries

92

Total Person's With Significant Control

1

Current Directors

Title	Mr	Function	Director
Name	Emanuele Toumon	Nationality	Italian
Date of Birth	03/1960	Present Appointments	4
Latest Address	Vodafone House, The Connection, Newbury, Berkshire	Appointment Date	01/01/2017
Post Code	RG14 2FN	Occupation	Director
Title	Ms	Function	Director
Name	Helen Lamprell	Nationality	British
Date of Birth	07/1972	Present Appointments	2
Latest Address	Vodafone House, The Connection, Newbury, Berkshire	Appointment Date	06/11/2013
Post Code	RG14 2FN	Occupation	Director
Title	Mr	Function	Director
Name	Nicholas Simon Jeffery	Nationality	British
Date of Birth	02/1968	Present Appointments	3
Latest Address	Vodafone House The Connection, Newbury, Berkshire	Appointment Date	01/09/2016
Post Code	RG14 2FN	Occupation	Director

Current Company Secretary






Title	Ms	Function	Company Secretary
Name	Helen Lamprell	Nationality	
Date of Birth	-	Present Appointments	1
Latest Address	Vodafone House, The Connection, Newbury, Berkshire	Appointment Date	06/11/2013
Post Code	RG14 2FN	Occupation	-











Top Shareholders

Full list of Shareholders Not Disclosed.


















Name	Currency	Share Count	Share Type	Nominal Value	% of Total Share Count
UNDISCLOSED	GBP	2,943	ORDINARY	1	67.76
VODAFONE MOBILE NETWORK LTD	GBP	1,400	ORDINARY	1	32.24

Profit & Loss



Date Of Accounts	31/03/18	(%)	31/03/17	(%)	31/03/16	(%)	31/03/15	(%)	31/03/14
Weeks	52	(%)	52	(%)	52	(%)	52	(%)	52
Currency	GBP	(%)	GBP	(%)	GBP	(%)	GBP	(%)	GBP
Consolidated A/cs	N	(%)	N	(%)	N	(%)	N	(%)	N
 Turnover	£6,253,600,000	7%	£5,843,900,000	-5.5%	£6,183,500,000	-1.8%	£6,294,200,000	-9.7%	£6,969,200,000
 Export	-	-	-	-	-	-	-	-	-
 Cost of Sales	£4,668,300,000	2.2%	£4,568,900,000	-3.6%	£4,739,400,000	-2.7%	£4,870,300,000	-	-
 Gross Profit	£1,585,300,000	24.3%	£1,275,000,000	-11.7%	£1,444,100,000	1.4%	£1,423,900,000	-	-
 Wages & Salaries	£581,900,000	-2.9%	£599,000,000	-3.9%	£623,400,000	4.3%	£597,800,000	9%	£548,300,000




 Directors Emoluments	£4,700,000	81.5%	£2,590,000	50.6%	£1,720,000	-12.2%	£1,960,000	0.5%	£1,950,000
 Operating Profit	-£340,700,000	51.3%	-£699,200,000	-97.1%	-£354,800,000	-14.9%	-£308,900,000	-999.9%	£5,900,000
 Depreciation	£650,200,000	-2.1%	£663,900,000	10.6%	£600,400,000	-18%	£732,500,000	8.5%	£675,400,000
 Audit Fees	£1,400,000	-6.7%	£1,500,000	25%	£1,200,000	-	£1,200,000	50%	£800,000
 Interest Payments	£6,700,000	-18.3%	£8,200,000	-97.3%	£301,400,000	-4.2%	£314,700,000	0.8%	£312,100,000
 Pre Tax Profit	-£339,900,000	49.2%	-£668,500,000	-5%	-£636,800,000	-2.5%	-£621,000,000	-103.7%	-£304,800,000
 Taxation	£83,000,000	75.8%	£47,200,000	320.6%	-£21,400,000	-125.4%	£84,100,000	157.2%	-£147,100,000
 Profit After Tax	-£256,900,000	58.7%	-£621,300,000	5.6%	-£658,200,000	-22.6%	-£536,900,000	-18.8%	-£451,900,000
 Dividends Payable	-	-	-	-	-	-	-	-	-
 Retained Profit	-£256,900,000	58.7%	-£621,300,000	5.6%	-£658,200,000	-22.6%	-£536,900,000	-18.8%	-£451,900,000

Balance Sheet






Date Of Accounts	31/03/18	(%)	31/03/17	(%)	31/03/16	(%)	31/03/15	(%)	31/03/14
 Tangible Assets	£4,507,900,000	5.4%	£4,278,300,000	23.4%	£3,467,200,000	3%	£3,365,400,000	-24.4%	£4,448,900,000
 Intangible Assets	£2,844,400,000	-11.9%	£3,229,400,000	-12.6%	£3,693,200,000	-7.3%	£3,984,500,000	2.7%	£3,881,000,000
 Total Fixed Assets	£7,352,300,000	-2.1%	£7,507,700,000	4.9%	£7,160,400,000	-2.6%	£7,349,900,000	-11.8%	£8,329,900,000
 Stock	£92,500,000	-9.3%	£102,000,000	-0.8%	£102,800,000	15.6%	£88,900,000	26.8%	£70,100,000
 Trade Debtors	£506,500,000	11.8%	£452,900,000	-17.8%	£550,700,000	10.1%	£500,000,000	10.7%	£451,800,000
 Cash	£24,900,000	25.8%	£19,800,000	4.2%	£19,000,000	-70%	£63,300,000	348.9%	£14,100,000
 Other Debtors	£2,846,600,000	-0.5%	£2,860,000,000	-27.3%	£3,933,800,000	-9.6%	£4,353,300,000	6.2%	£4,101,000,000
 Miscellaneous Current Assets	0	-	0	-100%	£859,400,000	-9.4%	£948,500,000	-	0
 Total Current Assets	£3,470,500,000	1%	£3,434,700,000	-37.2%	£5,465,700,000	-8.2%	£5,954,000,000	28.4%	£4,637,000,000
 Trade Creditors	£336,600,000	8.4%	£310,600,000	-34.1%	£471,100,000	17.8%	£399,800,000	6.5%	£375,500,000
 Bank Loans & Overdrafts	0	-	0	-	0	-	0	-	0
 Other Short Term Finance	£2,943,000,000	2.9%	£2,859,400,000	-17.8%	£3,478,300,000	-1.4%	£3,527,900,000	34%	£2,632,500,000
 Miscellaneous Current Liabilities	£986,000,000	1.8%	£968,800,000	-14.3%	£1,129,800,000	-9.4%	£1,247,300,000	9.4%	£1,140,400,000
 Total Current Liabilities	£4,265,600,000	3.1%	£4,138,800,000	-18.5%	£5,079,200,000	-1.9%	£5,175,000,000	24.7%	£4,148,400,000
 Bank Loans & Overdrafts and LTL	£311,200,000	-30.2%	£446,100,000	28.4%	£347,500,000	-94.8%	£6,718,500,000	1.9%	£6,595,500,000
 Other Long Term Finance	0	-100%	£500,000	-50%	£1,000,000	-100%	£6,290,600,000	0.1%	£6,287,300,000
 Total Long Term Liabilities	£311,200,000	-30.2%	£446,100,000	28.4%	£347,500,000	-94.8%	£6,718,500,000	1.9%	£6,595,500,000

Capital & Reserves





Date Of Accounts	31/03/18	(%)	31/03/17	(%)	31/03/16	(%)	31/03/15	(%)	31/03/14
 Called Up Share Capital	-	-	-	-	-	-	-	-	-
 P & L Account Reserve	-£2,922,200,000	-11.7%	-£2,616,600,000	-47.4%	-£1,774,700,000	-48.5%	-£1,194,800,000	-219.2%	-£374,300,000

 Revaluation Reserve	-	-	-	-	-	-	-	-	-
 Sundry Reserves	£9,168,200,000	2.2%	£8,974,100,000	-	£8,974,100,000	244.5%	£2,605,200,000	0.3%	£2,597,300,000
 Shareholder Funds	£6,246,000,000	-1.8%	£6,357,500,000	-11.7%	£7,199,400,000	410.5%	£1,410,400,000	-36.6%	£2,223,000,000



Other Financial Items

Date Of Accounts	31/03/18	(%)	31/03/17	(%)	31/03/16	(%)	31/03/15	(%)	31/03/14
 Net Worth	£3,401,600,000	8.7%	£3,128,100,000	-10.8%	£3,506,200,000	236.2%	£2,574,100,000	-55.3%	£1,658,000,000
 Working Capital	£795,100,000	-12.9%	£704,100,000	-282.2%	£386,500,000	-50.4%	£779,000,000	59.4%	£488,600,000
 Total Assets	£10,822,800,000	-1.1%	£10,942,400,000	-13.3%	£12,626,100,000	-5.1%	£13,303,900,000	2.6%	£12,966,900,000
 Total Liabilities	£4,576,800,000	-0.2%	£4,584,900,000	-15.5%	£5,426,700,000	-54.4%	£11,893,500,000	10.7%	£10,743,900,000
 Net Assets	£6,246,000,000	-1.8%	£6,357,500,000	-11.7%	£7,199,400,000	410.5%	£1,410,400,000	-36.6%	£2,223,000,000




Cash Flow






Date Of Accounts	31/03/18	(%)	31/03/17	(%)	31/03/16	(%)	31/03/15	(%)	31/03/14
 Net Cashflow from Operations	-	-	-	-	-	-	-	-	-
 Net Cashflow before Financing	-	-	-	-	-	-	-	-	-
 Net Cashflow from Financing	-	-	-	-	-	-	-	-	-
 Increase in Cash	-	-	-	-	-	-	-	-	-

Miscellaneous

Date Of Accounts	31/03/18	(%)	31/03/17	(%)	31/03/16	(%)	31/03/15	(%)	31/03/14
Contingent Liability	NO	-	NO	-	NO	-	NO	-	NO
 Capital Employed	£6,557,200,000	-3.6%	£6,803,600,000	-9.8%	£7,546,900,000	-7.2%	£8,128,900,000	-7.8%	£8,818,500,000
 Number of Employees	4699	-61.6%	12228	-0.3%	12265	-1%	12391	1.9%	12154
Accountants									
Auditors	PRICEWATERHOUSECOOPERS LLP								
Auditor Comments	The audit report contains no adverse comments								
Bankers	BARCLAYS BANK PLC								
Bank Branch Code									

Ratios

Date Of Accounts	31/03/18	31/03/17	31/03/16	31/03/15	31/03/14
 Pre-tax profit margin %	-5.44	-11.44	-10.30	-9.87	-4.37
 Current ratio	0.81	0.83	1.08	1.15	1.12
 Sales/Net Working Capital	-7.87	-8.30	16	8.08	14.26
 Gearing %	5	7	4.80	476.40	296.70
 Equity in %	78.30	82.40	80.60	15.10	24.50
 Creditor Days	19.59	19.34	27.73	23.12	19.61
 Debtor Days	29.48	28.20	32.41	28.91	23.59

 Liquidity/Acid Test	0.79	0.80	1.05	1.13	1.10
 Return On Capital Employed %	-5.18	-9.82	-8.43	-7.63	-3.45
 Return On Total Assets Employed %	-3.14	-6.10	-5.04	-4.66	-2.35
 Current Debt Ratio	0.68	0.65	0.70	3.66	1.86
 Total Debt Ratio	0.73	0.72	0.75	8.43	4.83
 Stock Turnover Ratio %	1.47	1.74	1.66	1.41	1
 Return on Net Assets Employed %	-5.44	-10.51	-8.84	-44.03	-13.71

Report Notes

There are no notes to display.

Status History

No Status History found

Event History

Date	Description
27/02/2019	Confirmation Statement
05/11/2018	New Accounts Filed
05/11/2018	New Accounts Filed
28/02/2018	Confirmation Statement
15/11/2017	New Accounts Filed
15/11/2017	New Accounts Filed
08/03/2017	Annual Returns
07/03/2017	Annual Returns
27/01/2017	New Board Member Mr E. Tournon appointed
20/01/2017	New Board Member Mr E. Tournon appointed
13/01/2017	Mr P.D. Riviere has left the board
02/10/2016	New Accounts Filed
02/10/2016	New Accounts Filed
13/09/2016	Mr H.J. Hoencamp has left the board
13/09/2016	New Board Member Mr N.S. Jeffery appointed

Rating History [Show graph](#)

Date	Rating	Description
06/01/2016	73	Very Low Risk
01/01/2016	Not Rated	Financial Statements too old
12/01/2015	73	Very Low Risk
05/01/2015	Not Rated	Financial Statements too old
24/08/2014	73	Very Low Risk
02/07/2014	43	Moderate Risk
15/04/2014	74	Very Low Risk
28/11/2013	67	Low Risk
13/11/2013	82	Very Low Risk
11/11/2013	80	Very Low Risk

Limit History [Show graph](#)

Date	Limit
06/01/2016	£100,000,000
01/01/2016	-
12/01/2015	£100,000,000

05/01/2015	-
24/08/2014	£100,000,000
02/07/2014	£13,700,000
17/02/2012	£15,000,000
09/02/2012	£6,950,000
05/02/2010	£15,000,000
03/02/2010	£0

Previous Company Names

Date	Previous Name
16/09/1991	RACAL-VODAFONE LIMITED
10/05/1984	RACAL-MILLICOM (OPERATING) LIMITED
05/05/1983	RACAL-VIKONICS LIMITED

Writ Details

Date	Court	Plaintiff
17/12/2013	R C J - LONDON QUEENS BENCH	BRITISH HORSERACING AUTHORITY LTD

Statistics

Group	15 companies
Linkages	766 companies
Countries	In 64 countries

Summary

Holding Company	VODAFONE MOBILE NETWORK LIMITED
Ownership Status	Wholly Owned
Ultimate Holding Company	VODAFONE GROUP PUBLIC LIMITED COMPANY

Group Structure

Full

Company Name	Safe Number	Registered Number	Latest Key Financials	Consol. Accounts	Rating	Limit	Turnover
VODAFONE GROUP PUBLIC LI...	UK01500292	01833679	31.03.2018	Y	86	£100,000,000	£46,571,000,000
VODAFONE NOMINEES LIMITED	UK00843039	01172051	31.03.2018	N	N/R	-	
VODAFONE CORPORATE SEC...	UK02020357	02357692	31.03.2018	N	N/R	-	
VODAFONE FINANCE LIMITED	UK02692275	03032761	31.03.2018	N	53	£65,550,000	
VODAFONE OVERSEAS FI...	UK03821497	04171115	31.03.2018	N	75	£100,000,000	
VODAFONE GROUP SHARE T...	UK03162963	03505934	31.03.2018	N	N/R	-	
VODAFONE EUROPEAN PORT...	UK03626035	03973442	31.03.2018	N	63	£500	
VODAFONE IP LICENSING...	UK06488565	06846238	31.03.2018	N	69	£500	£2,049,186
CABLE & WIRELESS BUSIN...	N/A	N/A	-	-	-	-	
PROJECT TELECOM HOLDIN...	UK03545312	03891879	31.03.2018	N	N/R	-	
VODAFONE BUSINESS SO...	UK01850614	02186565	31.03.2018	N	N/R	-	
TERNHILL COMMUNICA...	UK02895507	03236874	31.03.2018	N	N/R	-	
QUICKCOMM PTY LTD	N/A	N/A	-	-	-	-	
SILVER STREAM INVESTME...	N/A	N/A	-	-	-	-	
VODAFONE PARTNER SER...	UK03664699	04012582	31.03.2018	N	N/R	-	



Creditsafe UK
Bryn House,
Caerphilly Business Park,
Van Rd,
Caerphilly,
CF83 3GG



www.creditsafeuk.com



twitter.com/creditsafeuk



facebook.com/creditsafeuk



linkedin.com/company/creditsafe

Registered in Wales. Company number: 03836192